

GLOBAL STATUS REPORT ON PREVENTING VIOLENCE AGAINST CHILDREN 2020



GLOBAL STATUS REPORT ON PREVENTING VIOLENCE AGAINST CHILDREN 2020



World Health
Organization



OFFICE OF THE SPECIAL REPRESENTATIVE OF THE SECRETARY-GENERAL ON
VIOLENCE AGAINST CHILDREN



**End Violence
Against Children**

Global status report on preventing violence against children 2020

ISBN 978-92-4-000419-1 (electronic version)

ISBN 978-92-4-000420-7 (print version)

© World Health Organization 2020

Some rights reserved. This work is available under the Creative Commons Attribution-NonCommercial-ShareAlike 3.0 IGO licence [CC BY-NC-SA 3.0 IGO; <https://creativecommons.org/licenses/by-nc-sa/3.0/igo>].

Under the terms of this licence, you may copy, redistribute and adapt the work for non-commercial purposes, provided the work is appropriately cited, as indicated below. In any use of this work, there should be no suggestion that WHO endorses any specific organization, products or services. The use of the WHO logo is not permitted. If you adapt the work, then you must license your work under the same or equivalent Creative Commons licence. If you create a translation of this work, you should add the following disclaimer along with the suggested citation: "This translation was not created by the World Health Organization (WHO). WHO is not responsible for the content or accuracy of this translation. The original English edition shall be the binding and authentic edition".

Any mediation relating to disputes arising under the licence shall be conducted in accordance with the mediation rules of the World Intellectual Property Organization.

Suggested citation. Global status report on preventing violence against children. Geneva: World Health Organization; 2020. Licence: CC BY-NC-SA 3.0 IGO.

Cataloguing-in-Publication (CIP) data. CIP data are available at <http://apps.who.int/iris>.

Sales, rights and licensing. To purchase WHO publications, see <http://apps.who.int/bookorders>. To submit requests for commercial use and queries on rights and licensing, see <http://www.who.int/about/licensing>.

Third-party materials. If you wish to reuse material from this work that is attributed to a third party, such as tables, figures or images, it is your responsibility to determine whether permission is needed for that reuse and to obtain permission from the copyright holder. The risk of claims resulting from infringement of any third-party-owned component in the work rests solely with the user.

General disclaimers. The designations employed and the presentation of the material in this publication do not imply the expression of any opinion whatsoever on the part of WHO concerning the legal status of any country, territory, city or area or of its authorities, or concerning the delimitation of its frontiers or boundaries. Dotted and dashed lines on maps represent approximate border lines for which there may not yet be full agreement.

The mention of specific companies or of certain manufacturers' products does not imply that they are endorsed or recommended by WHO in preference to others of a similar nature that are not mentioned. Errors and omissions excepted, the names of proprietary products are distinguished by initial capital letters.

All reasonable precautions have been taken by WHO to verify the information contained in this publication. However, the published material is being distributed without warranty of any kind, either expressed or implied. The responsibility for the interpretation and use of the material lies with the reader. In no event shall WHO be liable for damages arising from its use.

Designed by Inis Communication

Front cover photography credits:

WHO/Christopher Black
WHO/Chapal Khasnabis
WHO/TDR/Julio Takayama
World Bank/Kibae Park/Sipa
WHO/Christopher Black
WHO/TDR/Julio Takayama
WHO/Christopher Black

Contents

Foreword	v
Acknowledgements	vii
Executive summary	ix
Introduction	1
PART 1. CURRENT GLOBAL STATE OF PREVENTING VIOLENCE AGAINST CHILDREN	7
Chapter 1. Global burden of violence against children	11
Chapter 2. Governance and monitoring to end violence against children	21
Multisectoral collaboration with clear leadership.....	21
National action plans and funding.....	23
Availability and use of nationally representative data.....	25
Chapter 3. Implementation of INSPIRE strategies and approaches	29
Existence of government support for INSPIRE strategies.....	29
Implementation and enforcement of laws approaches.....	32
Preventing and responding to violence against children.....	41
Education and life skills approaches.....	45
Parent and caregiver support approaches.....	48
Norms and values approaches.....	51
Income and economic strengthening approaches.....	54
Safe environments approaches.....	56
Response and support services.....	58

Chapter 4. The way forward	61
Recommendations.....	63
Conclusion.....	66
References.....	67
PART 2. COUNTRY AND AREA PROFILES	75
PART 3. ANNEXES	227
Annex 1. Technical notes	229
Annex 2. Statistical annex	241
Annex 3. Overview of INSPIRE strategies, approaches and cross-cutting activities	329

Foreword

The Sustainable Development Goals contain a bold, ambitious and clear call to eliminate violence against children, and the Convention on the Rights of the Child includes a right to freedom from violence. This report is about the extent to which governments around the world are taking evidence-based actions to achieve these targets, and it provides a baseline against which governments can monitor their progress over the course of the next decade.

An estimated one billion children – or one out of two children worldwide – suffer some form of violence each year. In addition to its immediate harms to individuals, families and communities, violence against children has pernicious, lifelong effects that undermine the potential of individuals, and when aggregated across billions of people, may impede economic development.

The COVID-19 pandemic and the physical distancing measures imposed in response to it have greatly increased the risk of intra-family violence and online abuse. School closures have impacted more than 1.5 billion children and youth. Movement restrictions, loss of income, isolation, and overcrowding have heightened levels of stress and anxiety in parents, caregivers and children, and cut families and individuals off from their usual sources of support. As this report shows, reports of child abuse and of children witnessing violence between their parents and caregivers have increased.

Ending violence against children is increasingly within our reach. Data to identify the scale of the problem are available in a growing number of countries. We know what works to prevent violence against children, and technical guidance on how to do this is readily accessible in the seven INSPIRE strategies, a collection of evidence-based recommendations on how to prevent and respond to violence against children, including implementation and enforcement laws; norms and values; safe environments; parent and caregiver support; income and economic strengthening; response and support services; and education and life skills.

As experience has shown, stopping the epidemic of violence against children can provide wide-ranging and substantial health, social, and economic benefits, both nationally and globally, as well as for subsequent generations. Success will mean that children can grow up free from violence and can thrive, becoming a new generation of adults able to experience healthy and prosperous lives. These rewards clearly justify – and outweigh the cost of – the resources expended on preventing violence against children.

For this report, over 1000 decision-makers from 155 countries collaborated to build a picture of global efforts to end violence against children. This collaboration has revealed a growing uptake of evidence-based solutions,

alongside untapped potential to accelerate implementation. Government officials from all countries acknowledge the need to scale up their efforts. For instance, the report shows that on average, 88% of countries have laws in place for preventing violence against children, but just 47% of government respondents felt that these laws were being enforced strongly enough to ensure violators would be penalized. And while around 56% of countries provide some national support for implementing the INSPIRE prevention and response approaches, just 25% considered this support as sufficient to reach all, or nearly all, who need them.

By implementing the proven solutions set out in the INSPIRE package, we can nurture generations of children and adults who are free from violence. Providing the necessary financial and

technical support to all countries requires a global effort. At the local level, we need to implement evidence-based strategies, and monitor them closely to ensure they are correctly delivered and reach all who need them. We need people-centered action to build a violence-free world, through our roles as parents, teachers, peers and friends. As citizens, we must hold our governments accountable for their commitments to the Sustainable Development Goals.


Please join us in using the findings of this report to generate an enduring movement for the further uptake and implementation of INSPIRE and its evidence-based actions. By working together, as a local and global community, we can end the epidemic of violence against children.



Tedros Adhanom Ghebreyesus
Director-General
World Health Organization
(WHO)



Henrietta Fore
Executive Director
United Nations Children's Fund
(UNICEF)



Audrey Azoulay
Director-General
United Nations Educational,
Scientific and Cultural
Organization (UNESCO)



Najat Maalla M'jid
Special Representative of
the United Nations Secretary
General on Violence Against
Children (UNSRSG/VAC)



Howard Taylor
Executive Director
Global Partnership to End
Violence Against Children
(End Violence)

Acknowledgements

The *Global status report on preventing violence against children 2020* benefitted from the contributions of several WHO staff and collaborators. Alexander Butchart coordinated the overall project; Stephanie Burrows managed the survey training, data collection and data analysis; and Claire Scheurer provided administrative support. Colin Mathers prepared the Global Health Estimates for child homicides. The report was written by Stephanie Burrows and Alexander Butchart and edited by Angela Burton. Linda Dahlberg provided key suggestions for the narrative structure, and strategic direction for the report was provided by Etienne Krug.

From the co-sponsoring agencies, core inputs on the report content and structure were made by Stephen Blight (UNICEF); Christophe Cornu (UNESCO); Najat Maalla M'jid (UNSRSG/VAC) and Sabine Rakotomalala (End Violence).

Regional advisors and data coordinators were responsible for trainings, validation and ensuring that final government clearances were obtained: Jean-Marie Dangou, Mundenga Muller and Joseph Kalanzi (African Region); Britta Baer, Alessandra Guedes and Heather Sutton (Region of the Americas); Hala Sakr and Rania Saad (Eastern Mediterranean Region); Jonathon Passmore and Yongjie Yon (European Region); Rajesh Mehta, Neena Raina and

Rania Saad (South-East Asia Region); Kira Fortune, Caroline Lukaszyk and Whitney Skowronski (Western Pacific Region). Additional support for trainings in Lusophone countries was provided by Maria Fernanda Tourinho Peres. WHO Representatives and staff at country level facilitated this work and their contributions are gratefully acknowledged. Other WHO staff who contributed include Berit Kieselbach, Tami Toroyan, Laura Sminkey and Florence Rusciano.

Country-level data were obtained thanks to the concerted efforts of the National Data Coordinators (see Table A2.1 in the statistical annex), all respondents who participated in the data collection and country consensus meetings, and government officials who supported the project and provided official clearances of the information for inclusion in this report.

The following experts were instrumental in developing the survey content, helping to interpret the preliminary findings, and/or reviewing the draft text: Avni Amin; Anna Alvazzi del Frate; Mark Bellis; Susan Bissell; Stephen Blight; Audrey Bollier; Mark Canavera; Lucie Cluver; Christophe Cornu; Bernadette Daelmans; Linda Dahlberg; Manuel Eisner; Begoña Fernandez; David Finkelhor; Kira Fortune; Elena Gaia; Claudia Garcia-Moreno; Bernard Gerbaka; Anna Giudice; Hans Grietens;

Andrew Hassett; Kathryn Leslie; Najat Maalla M'jid; Silvia Perel-Levin; Maria Fernanda Tourinho Peres; Katharina Peschke; Karl Pillemer; William Pridemore; Sabine Rakotomalala; Krista Riddley; Jeff Rowland; Sara Sekkenes; Clara Sommarin; David Steven; Teresa Wallace; Catherine Ward; Deogratias Yiga.

WHO thanks the Fondation Botnar and the United States Centers for Disease Control and Prevention for their generous financial support for the development and publication of this report.

Executive summary

This report focuses on the interpersonal violence that accounts for most acts of violence against children, and includes child maltreatment, bullying and other types of youth violence, and intimate partner violence (1). Although childhood exposure to interpersonal violence can increase the risk for subsequent self-directed violence (including suicide and self-harm) (2) and the likelihood of collective violence (including war and terrorism) (3) – and similar root causes underlie all three forms of violence (3,4) – these forms of violence are not covered by the report.

Aims of the report

The elimination of violence against children is called for in several targets of the 2030 Agenda for Sustainable Development but most explicitly in Target 16.2: “end abuse, exploitation, trafficking and all forms of violence against and torture of children”. Violence against children is predictable and preventable, and governments have committed to ending it through their adoption of these targets within the Sustainable Development Goals (SDGs). The *Global status report on preventing violence against children 2020* explores the progress that countries have made in implementing activities to achieve the SDG targets on ending violence against children through the lens of the seven INSPIRE evidence-based strategies for ending violence against children (see Box 1).

The specific aims of the report are to document if governments:

- are accurately measuring fatal and non-fatal instances of violence;
- have established quantified baseline and target values against which to monitor their progress in ending violence against children;
- are supporting the implementation of evidence-based interventions along the lines of those included under the seven INSPIRE strategies.

In a survey administered from mid-2018 to mid-2019, 155 countries reported on their efforts to prevent violence against children, the first time ever that governments are self-reporting on their work to specifically address violence against children. By giving an assessment of efforts to prevent violence against children globally and a snapshot of these efforts by country, the report provides a baseline against which governments can monitor their progress toward reaching the relevant SDG targets over the course of 2020–2030, which the United Nations has declared to be the Decade of Action to deliver the global goals for sustainable development (hereafter the UN Decade of Action) (6).

Box 1. **INSPIRE: Seven strategies for ending violence against children**

INSPIRE is a set of seven evidence-based strategies for countries and communities working to eliminate violence against children (5). Launched in 2016 by 10 agencies with a long history of using scientific approaches to understand and prevent violence against children, INSPIRE serves as a technical package and handbook for selecting, implementing and monitoring effective policies, programmes and services to prevent and respond to violence against children.

INSPIRE is an acronym, with each letter representing one of the seven strategies: **I** for the implementation and enforcement of laws; **N** for norms and values; **S** for safe environments; **P** for parent and caregiver support; **I** for income and economic strengthening; **R** for response and support services; and **E** for education and life skills (5). In addition, there are two cross-cutting activities (multisectoral action and coordination, and monitoring and evaluation) that help connect and strengthen the seven strategies and monitor the extent of their implementation and impact on the problem.

The World Health Organization (WHO) initiated preparation of INSPIRE, in collaboration with the United States Centers for Disease Control and Prevention (US CDC), the Global Partnership to End Violence Against Children (End Violence), the Pan American Health Organization (PAHO), the President's Emergency Program for AIDS Relief (PEPFAR), Together for Girls, the United Nations Children's Fund (UNICEF), the United Nations Office on Drugs and Crime (UNODC), the United States Agency for International Development (USAID), and the World Bank.

Preventing violence against children: global status

.....
Violence affects the lives of up to 1 billion children, with long-lasting and costly emotional, social and economic consequences
.....

Globally, it is estimated that one out of two children aged 2–17 years experience some form of violence each year (7). A third of students aged 11–15 years worldwide have been bullied by their peers in the past month, and 120 million girls are estimated to have suffered some form of forced sexual contact before the age of 20 years (8,9). Emotional violence affects one in three children, and worldwide one in four children lives with a mother who is the victim of intimate partner violence (10,11).

Violence can result in death, injuries and disabilities. Over the course of their lifetime, children exposed to violence are at increased risk of mental illness and anxiety disorders; high-risk behaviours like alcohol and drug abuse, smoking and unsafe sex; chronic diseases such as cancers, diabetes and heart disease; infectious diseases like HIV; and social problems including educational under-attainment, further involvement in violence, and crime. The economic costs of these consequences are enormous. In the United States, the estimated lifetime costs of child maltreatment occurring in one year were estimated to be US\$ 428 billion, and in East Asia and the Pacific the economic costs of the consequences of child maltreatment equate to between 1.4% and 2.5% of the region's annual gross domestic product (12,13).

The COVID-19 pandemic and societies' response to it has had a dramatic impact on the prevalence of violence against

children and is likely to have long-lasting negative consequences. School closures have impacted some 1.5 billion children. Movement restrictions, loss of income, isolation, and overcrowding have heightened levels of stress and anxiety in parents, caregivers and children, and cut families and individuals off from their usual sources of support.

These consequences have altered the prevalence and patterns of interpersonal violence. Decreases in homicides and violence-related injuries receiving emergency medical treatment (which mostly involve older adolescents and adult males) have been reported, particularly where lockdowns are accompanied by bans on alcohol sales. Spikes in calls to helplines about child abuse and intimate partner violence have been observed, alongside declines in the number of child abuse cases referred to child protection services. An increase in potential or actual online harms, including sexual exploitation and cyber-bullying resulting from increased Internet use by children, has also been identified.

The economic devastation wrought by COVID-19 and the response to it may take years to overcome, and could exacerbate economic inequalities, poverty, unemployment, and household financial insecurity. These long-term effects can be expected to drive homicides and violent assault back up to (and even beyond) their pre-lockdown levels and could potentially impact on many risk factors for later violence, including on brain development, early learning, and schooling. A return to school and work may reduce the stress on parents, caregivers and children and re-invigorate their social support systems, and thus lessen the risk of children experiencing and witnessing abuse in the home. However, despite

a return to work, unemployment and household financial insecurity may remain chronic, and access to social protection and social welfare might in many contexts be reduced, meaning that while child abuse rates may go down, they are likely to stabilize at a higher level than before COVID-19.

Global responses to violence against children in the time of COVID-19 have focused on how governments and communities can shore up family capacity to cope with the stress of confinement and anxiety over the future. There has also been a concerted effort to provide all families with concrete behavioural suggestions on how to optimize positive and nurturing parent – child relationships, how to avoid the use of violent discipline, and what to do when violence threatens to erupt.

.....

Many countries have some mechanisms to support national violence prevention work, but few have plans that are fully funded and include measurable targets

.....

This report found that 89% of countries allocate responsibility to multiple sectors for addressing violence against children, with the education, health, justice and social sectors most often mentioned; and 80% of countries reported having at least one national action plan to prevent violence against children. These promising findings contrast with the finding that just one fifth of countries reported that their national action plans are fully funded, and despite most countries having some nationally representative prevalence data, just 21% reported that they have in place quantitative baseline and target indicators by which to monitor the effects of their prevention efforts.

.....

There are marked differences in the level of government support depending on WHO region and INSPIRE strategy

.....

While 56% of countries provide some national support for implementing the INSPIRE strategies, this varies markedly by strategy and WHO region. For example, implementation and enforcement of laws is supported by 88% of countries globally, whereas support for the parent and caregiver support strategy ranges from 78% in the European Region, 56% in the African Region and well under half of countries in the Eastern Mediterranean, South-East Asia and Western Pacific regions. The least-supported strategies are those on safe environments and income and economic strengthening. Under one third of countries in the African, South-East Asia and Western Pacific regions provide national support for the safe environments strategy. Income and economic strengthening is the only strategy where the highest level of support (at 53%) is reported by the African Region, compared to 28%–42% of countries in other regions.

.....

Laws against violence that affects children and laws restricting exposure to alcohol and firearms are widely enacted but often inadequately enforced

.....

Overall, 88% of countries reported having all six laws in place, with close to 100% of countries reporting that they have laws in place against sexual violence and laws regulating civilian access to firearms. Laws banning corporal punishment are present in 79% of countries, while

64% of countries have laws against weapons on school premises. However, the proportion of countries where the perceived enforcement level is considered sufficient to ensure a high likelihood of sanction for people breaking the laws is just 47% overall and ranges from 30% for bans on corporal punishment and 44% for laws against weapons on school premises, to 42–57% for laws against sexual violence, and 58% for regulations on youth access to firearms.

.....

While countries are investing in prevention, decision-makers in every country accept they need to scale up their efforts

.....

Of the prevention approaches, only school enrolment is considered by over half of countries as sufficiently supported to reach all in need. This is followed by four other education and life skills approaches rated as sufficiently supported by 29% to 41% of countries. Of the response approaches, the top three – child protection services, clinical services for sexual violence victims and victim identification and referral – are rated as sufficiently supported by just a third of government respondents. Victim service approaches are twice as likely to be considered as reaching all who need them compared to perpetrator service approaches. Of the approaches rated as being sufficiently supported to reach all who need them, just 11% of the prevention approaches and 5% of the response approaches are being implemented in low-income countries, in contrast to the 32% of prevention responses and 41% of response approaches that are being implemented in high-income countries.

Drastic action is needed to scale up our collective support for evidence-based prevention efforts if we are to end all forms of violence against children by 2030

This *Global status report on preventing violence against children 2020* shows that many countries have begun to implement prevention programmes and victim services, and to develop national action plans, policies and laws required to support violence prevention programmes and response efforts that are consistent with the INSPIRE evidence-based solutions. But while countries are investing in prevention, decision-makers in every country accept they need to scale up their efforts. The seven INSPIRE strategies and their approaches, coupled with the implementation support mechanisms that have grown around them, provide a framework and tools to bridge this gap. The UN Decade of Action to deliver the global goals for sustainable development provides a timeframe for action and underlines the need to act now, and with a new sense of urgency.

Recommendations

As government decision-makers and programme planners are the primary target audience for this report, national-level recommendations are prioritized. Ensuring that they are acted upon should be the goal of government and nongovernmental partners at national and local levels. A second set of global recommendations highlight research priorities and networking opportunities that can support national action.

National recommendations

Promote good governance and coordination. The prevention potential of multisectoral action should be fully

realized and there should be clear leadership and accountability.

- Governments must ensure that an appropriately resourced agency is explicitly mandated to coordinate multisectoral action to end violence against children.
- Governments are encouraged to clearly mandate ministerial line responsibility for the delivery of those INSPIRE strategies – norms and values, parent and caregiver support, safe environments and income and economic strengthening – which may not be clearly aligned with existing sectoral roles and responsibilities.

Prioritize data collection and national action plans. Countries should prioritize collection of data on key violence-related indicators as part of regular SDG reporting and use these to set measurable targets in data-driven national action plans.

- As part of the UN Decade of Action, all countries that have yet to do so should draft and implement plans to reduce violence against children that are rooted in INSPIRE and, using the nationally representative data available to them, ensure that the plans include timebound targets for percentage reductions in prevalence and percentage increases in the scale-up and reach of evidence-based approaches.

Strengthen legislative frameworks. Governments should ensure that there are laws that prohibit all forms of violence against children, and laws that address key risk factors (e.g. preventing alcohol misuse and youth access to firearms). In particular, all governments should ensure:

- universal legal protections for children;
- laws that meet best-practice standards;
- a renewed commitment to the implementation and enforcement of laws.

Use evidence to enhance the effectiveness of prevention and service programming.

Governments should draw upon the evidence-based solutions presented in the INSPIRE strategies that provide a collection of proven and promising approaches.

- Governments must assess the extent to which their existing support for violence prevention programming is consistent with the INSPIRE evidence-based solutions.
- Governments, where necessary, should use the INSPIRE technical guidance to revise their support to ensure it promotes actions consistent with those in INSPIRE.

Ensure adequate funding.

Funding for evidence-based approaches to ending violence against children must be increased and be embedded in medium-term expenditure frameworks at national and subnational levels.

- Governments must, where necessary, conduct reviews to ascertain why existing national action plans are inadequately funded and address these problems.
- Governments must draw up new budgets for implementation of the INSPIRE strategies and make the requisite funds available. These new budgets should take into consideration the broad range of economic costs and consequences of violence across the multiple sectors that bear these costs and should be commensurate with these costs and the very large potential savings that effective violence prevention can yield.

.....
Global recommendations
.....

Ensure full use of international support mechanisms by countries.

Participation by governments in

international mechanisms designed to assist countries in promoting the uptake and impact of evidence-based practice at national and local levels should be increased.

- Governments are encouraged to join the End Violence partnership as pathfinding countries, and to participate in the closely linked INSPIRE Implementation Working Group, a technical network and community of practice dedicated to supporting INSPIRE uptake and monitoring.
- Strengthen partnerships with actors working on other SDGs – especially health, education, and social protection.

Increase funding for evidence-based prevention.

Donor funding to support INSPIRE implementation in low- and middle-income countries must be increased, and mechanisms to ensure that such funds are effectively implemented must be established. In countries deemed eligible for such funding, these should include, where needed, the provision of technical support for the development of national action plans prior to their submission, and technical capacity building.

Strengthen implementation research.

Support for high-quality implementation research must be increased, and more of this research must be conducted in low- and middle-income countries. Implementation research should focus upon:

- How to take the INSPIRE approaches to scale, including through the identification of light, low-cost delivery options.
- The role of INSPIRE and subsets of INSPIRE strategies and approaches to accelerate progress towards multiple SDG goals and targets.

Introduction

The 2030 Agenda for Sustainable Development contains a bold, ambitious and clear call to eliminate violence against children as expressed in Target 16.2, “end abuse, exploitation, trafficking and all forms of violence against and torture of children”, and three targets that overlap with it:

- Target 4a: “build and upgrade education facilities that are child-, disability- and gender-sensitive and provide safe, non-violent, inclusive and effective learning environments for all”;
- Target 5.2: “eliminate all forms of violence against all women and girls in the public and private spheres, including trafficking and sexual and other types of exploitation”;
- Target 16.1: “significantly reduce all forms of violence and related death rates everywhere”.

In adopting these targets, heads of state committed their governments to action to end all forms of violence against children by 2030. The targets also provide a rallying point for global, regional and local-level organizations’ efforts to provide support for national action to prevent violence against children, and a focus for scientific research on how best to take evidence-based actions to scale. With 2020–2030 declared the Decade of Action to deliver on the SDGs (6) and with recognition of the importance of placing children at the heart of these endeavours (14), efforts to reach these targets must assume a new urgency.

The *Global status report on preventing violence against children 2020* is an effort to assess what governments are doing to reach these targets. Over 1000 government officials from 155 countries have collaborated to build this picture of global efforts to end violence against children. The findings set out the existence of government support mechanisms and the perspective of government officials on the extent to which these mechanisms are sufficient to ensure that policies, laws, programmes and services are reaching all who need them.

The need to address violence against children has been rapidly building momentum

A year after adoption of the SDGs, the global response to targets on ending violence against children crystallized in what have emerged as the two flagships of international action to support country and community-level prevention work. Jointly launched by the then UN Secretary General Ban Ki Moon in July 2016, these are the evidence-based *INSPIRE: Seven strategies for ending violence against children* (5), and the Global Partnership to End Violence Against Children (hereafter called End Violence). The two are purposefully interlinked, with INSPIRE providing the guiding framework for End Violence’s country support work, and End Violence serving as a key advocacy platform for

As of 2020, with just a decade remaining to achieve the SDG targets on ending violence against children, how well are we doing? Are governments taking the necessary steps to end violence against children, and, if not, what must change to ensure that effective prevention policies and programmes are put in place?

The INSPIRE strategies are based on the best available evidence to help countries intensify their focus on the prevention programmes and services with the greatest potential to reduce violence against children

INSPIRE and an entry point through which to bring INSPIRE into government planning processes.

The process leading to the inclusion of violence against children in the SDGs involved inputs from many stakeholders that (at least since adoption of the Convention on the Rights of the Child in 1989 (15)) had been contributing to the mix of scientific and human rights-based arguments for the importance of preventing violence against children. Prominent examples included:

- the WHO's 2002 *World report on violence and health* that introduced a scientific, evidence-based approach (1);
- the 2006 *World report on violence against children* that was instrumental in having the post of Special Representative of the UN Secretary-General on Violence against Children (UNSRSG/VAC) established (16);
- multiple, independent reviews of the scientific evidence for the preventability of violence against children by UN agencies and other global organizations such as the International Society to Prevent Child Abuse and Neglect, Together for Girls, UNESCO, UNICEF, UNODC, US CDC, World Bank and WHO.

Drawing upon a shared, underlying evidence base, these reports and reviews agreed on which strategies and interventions were effective in preventing violence against children and mitigating its consequences for victims.

The July 2016 launch of INSPIRE and End Violence marked a watershed in the global violence prevention field – moving the advocacy focus from highlighting the high prevalence and severe consequences of violence against children to arguing that we know the solutions and need to shift to implementing them.

INSPIRE: Seven strategies for ending violence against children is a collection of evidence-based recommendations on how to prevent and respond to violence against children

The seven INSPIRE strategies empower a new generation of leaders and decision makers to fully implement SDG Target 16.2. They are grounded in a growing body of evidence of what works to prevent violence against children (5). Each letter of the word INSPIRE stands for one of seven strategies:

I for implementation and enforcement of laws

N for norms and values

S for safe environments

P for parent and caregiver support

I for income and economic strengthening

R for response and support services

E for education and life skills

Each strategy encompasses three or more specific approaches (including laws, programmes, practices and

Table 1. INSPIRE strategies, approaches and cross-cutting activities

Strategy	Approach	Cross-cutting activities
 Implementation and enforcement of laws	<ul style="list-style-type: none"> • Laws banning violent punishment of children by parents, teachers or other caregivers • Laws criminalizing sexual abuse and exploitation of children • Laws that prevent alcohol misuse • Laws limiting youth access to firearms and other weapons 	
 Norms and values	<ul style="list-style-type: none"> • Changing adherence to restrictive and harmful gender and social norms • Community mobilization programmes • Bystander interventions 	
 Safe environments	<ul style="list-style-type: none"> • Reducing violence by addressing “hotspots” • Interrupting the spread of violence • Improving the built environment 	<p>Multisectoral actions and coordination</p>
 Parent and caregiver support	<ul style="list-style-type: none"> • Delivered through home visits • Delivered in groups in community settings • Delivered through comprehensive programmes 	<p>Monitoring and evaluation</p>
 Income and economic strengthening	<ul style="list-style-type: none"> • Cash transfers • Group saving and loans combined with gender equity training • Microfinance combined with gender norm training 	
 Response and support services	<ul style="list-style-type: none"> • Counselling and therapeutic approaches • Screening combined with interventions • Treatment programmes for juvenile offenders in the criminal justice system • Foster care interventions involving social welfare services 	
 Education and life skills	<ul style="list-style-type: none"> • Increase enrolment in pre-school, primary and secondary schools • Establish a safe and enabling school environment • Improve children’s knowledge about sexual abuse and how to protect themselves against it • Life and social skills training • Adolescent intimate partner violence prevention programmes 	

polices) that advance the strategy, plus two cross-cutting activities (multisectoral action and coordination, and monitoring and evaluation) that help connect and strengthen the seven strategies and monitor the extent of their implementation and impact on the problem (see Table 1).

Annex 3 of this report provides a snapshot of the INSPIRE strategies and approaches. The full INSPIRE package includes: a core document that reviews the evidence supporting each of the seven strategies and the approaches within them (5); a handbook providing detailed information on implementing the strategies and approaches (17); and an indicator framework with guidance on how to monitor the uptake and impact of INSPIRE (18). The INSPIRE package is not intended for implementation as a new programme, but rather represents a way of revitalizing, focusing, and expanding current multisectoral efforts to prevent and respond to violence against children.

Why this report?

This *Global status report on preventing violence against children 2020* takes stock of what countries have done in response to the SDG targets on ending violence against children, using the global technical support available to them through *INSPIRE* and End Violence, among other sources of such support. It does so by documenting if governments:

- have in place national plans of action and mechanisms for coordinating multisectoral action;
- are accurately measuring both fatal and non-fatal instances of violence;
- have established quantified baseline and target values against which to monitor their progress in ending violence against children;

- are supporting the implementation of evidence-based interventions along the lines of those included under the seven INSPIRE strategies.

In addition, the report provides:

- a first-ever set of estimates for the numbers and rates of homicide among 0–17-year-olds at global, regional and national levels;
- an overview of recent scientific literature documenting the prevalence and consequences of violence against children.

This report provides a platform for countries to work together to finance and implement the INSPIRE strategies at scale. Most importantly, it is hoped that the report will help to catalyse immediate actions towards ensuring that children everywhere are one step closer to enjoying lives free from violence. This will deliver impact not only for children themselves, but also for communities, societies, and economies.

Who is this report for?

This report is primarily for government officials in planning ministries who can shape intersectoral policy; those in ministries of finance who can argue for increased investments in preventing violence against children; and those in sectoral ministries (such as education, health, justice and social development) that are critical for implementation and monitoring.

The secondary target audience includes global and regional organizations that can support national governments in their efforts. These include UN agencies, bilateral and multilateral development cooperation partners, global and regional research networks, international NGOs and philanthropic foundations. By acting on the report's

findings these stakeholders can strengthen their support by making it more focused on geographical and content areas where the gaps are greatest and by using the report's findings to initiate and deepen policy dialogues and capacity-building partnerships with governments.

Methods

This *Global status report on preventing violence against children 2020* has been developed through an iterative and consultative process with Member States. All 194 Member States were invited to participate. Requests for data were first issued through a survey administered from mid-2018 to mid-2019 by the WHO Headquarters and Regional Data Coordinators (RDC) to National Data Coordinators (NDC) appointed by government in each country. The self-administered survey contained questions about the status of national action plans, laws, indicators, and data collection mechanisms, and about programmes and services along the lines of those given as examples under each of the INSPIRE strategies.

Coordinated by the NDCs, officials from different government sectors in each country discussed and reached agreement on the responses to the survey using information available to them. Following this, RDCs and WHO Headquarters staff reviewed the draft country responses for accuracy against supporting documentation (e.g. country policy and planning documents, laws and documents about prevention programmes) supplied by the NDCs, and against third-party databases

where these existed for certain topics. Feedback was supplied to the NDCs and based upon this questionnaire responses were reviewed where needed. The final, agreed-upon responses were then formally cleared by the relevant government ministry, underlying the report's unique value as being the first time ever that governments are self-reporting on their work to specifically address violence against children.

Homicide estimates were produced by using country-supplied information on the number and proportions of homicide victims aged 0–17 years to adjust existing WHO homicide estimates. The new homicide estimates for 0–17-year-olds underwent a country consultation process for country-level health estimates, before being finalized.

Data sources

This report is informed by four main sources of data:

- Data collected from self-administered surveys for which responses were received from 155 Member States;
- Data on homicide counts for the latest year available and trends supplied by participating Member States from vital registration systems and from police;
- Global, regional and national homicide estimates generated by WHO;
- Published scientific studies, reviews and meta-analyses from the years 2012 to 2020 at country, regional and global levels on the prevalence and consequences and preventability of violence against children.

PART 1

CURRENT GLOBAL STATE OF PREVENTING VIOLENCE AGAINST CHILDREN


MAGNITUDE

1 out of **2** children or **1 billion children** suffer some form of violence each year (7)



Nearly 3 in 4 children or **300 million children** aged 2–4 years regularly suffer physical punishment and/or psychological violence at the hands of parents and caregivers (10)

1 in 4 children aged under 5 years live with a mother who is a victim of intimate partner violence (10)



1 in 3 students aged 11–15 years suffered bullying in the past month (8):

Boys 35%
Girls 30%



1 in 3 students aged 13–15 years were in a physical fight in the past year (8):

Boys 45%
Girls 25%



120 million

girls and young women under 20 years of age have suffered some form of forced sexual contact (9)



40 150 deaths

per year in children aged 0–17 years (WHO):



Boys 28 160
Girls 11 990

Children aged 11–15 years who are bullied at school are (52):

13% less likely to graduate from school



Adults who experienced 4 or more Adverse Childhood Experiences (including physical, sexual and emotional abuse) are (53):

7X more likely to be involved in interpersonal violence as a victim or perpetrator

30X more likely to attempt suicide



Adults who were physically and sexually abused as children are (54):

Men 14X more likely to perpetrate physical and sexual intimate partner violence

Women 16X more likely to suffer physical and sexual intimate partner violence



Economic costs per year of the lifetime consequences of violence against children:

USA, child maltreatment only:
US\$ 228 billion (12)

South Africa, all forms of violence against children:
US\$ 13.5 billion (4.3% of GDP) (57)



Chapter 1

Global burden of violence against children

Violence against children includes all forms of violence against people aged under 18 years, whether perpetrated by parents or other caregivers, peers, or strangers. It can include physical, sexual and emotional violence as well as witnessing violence. Three main types of interpersonal violence are covered by this report:¹

- Child maltreatment – abuse and neglect of children by parents and caregivers, most often in the home but also in settings such as schools and orphanages.
- Youth violence – violence that occurs among individuals aged 10–29 years who are unrelated and who may or may not know each other. It generally takes place outside of the home, often in schools or in the community where children gather, and online. It includes a range of acts from bullying (including cyber-bullying) and physical fighting, to more severe sexual and physical assault, to homicide.

- Intimate partner violence – behaviour within an intimate relationship that causes physical, sexual or psychological harm, including acts of physical aggression, sexual coercion, psychological abuse and controlling behaviours. In romantically involved but unmarried adolescents it is sometimes called dating violence.

When directed against girls or boys because of their biological sex, sexual orientation, gender identity or expression, any of these types of violence can also constitute gender-based violence. The various forms of violence are interrelated, sharing many risk and protective factors, consequences and effective approaches to prevention. Individual children may experience multiple different types of violence simultaneously and at different stages along the life course.

One out of two
children is estimated
to experience violence
each year

¹ Children can also be affected by two other types of violence that are beyond the scope of this report: self-directed violence, including suicidal behaviour and self-abuse, and collective violence such as war and terrorism, committed by larger groups of people. In addition, as with INSPIRE, this report does not explicitly consider human trafficking, a risk factor that in some settings may increase the likelihood of violence against children, nor female genital mutilation/cutting, which are extensively covered elsewhere.

Violence against children is widespread

The best estimate for the global total number of children experiencing any form of violence in the past year is 1 billion children aged 2–17 years (7). Although the precise figure is unknown, the increasing availability of data from population-based surveys and the scientific literature has allowed for a greater understanding of the global burden of violence against children. Other recent estimates are for sub-types of violence and/or for children of only a certain age group within the 0–17 years range. As indicated in Box 2, the COVID-19 pandemic and societies' response to it has had a dramatic impact on the prevalence of violence against children and is likely to have long-lasting negative consequences.

Child maltreatment. A recent review of over 300 studies published between 2000 and 2017 examined self-reported lifetime prevalence for different types of child maltreatment (19). Sexual abuse had a median prevalence of 14% and 20% among European and North American girls respectively, and was lower in boys at 6% in Europe and 14% in North America (19). Physical abuse rates were more similar between boys and girls except in Europe, where the prevalence was 12% for girls and 27% for boys. Furthermore, physical abuse prevalence was very high in some continents, with a prevalence in Africa of 60% and 51% in boys and girls respectively (19). Median rates of emotional abuse in North America were nearly twice as high for girls (28%) than boys (14%) and also in Europe (13% in girls and 6% in boys) but were similar across the sexes on other continents. Median rates of neglect were highest in Africa (girls 42%, boys 39%) and South America (girls 55%, boys 57%) but were based on few studies in total. By contrast, median rates of neglect

differed between the sexes in North America (girls 41%, boys 17%) but were similar in Asia (girls 26%, boys 24%) (19).

A 2017 UNICEF report indicates that globally, hundreds of millions of young children experience physical punishment and/or psychological aggression by their caregivers on a regular basis (10).

Youth violence. A 2019 UNESCO report finds that globally, 32% of students aged 11–15 years have been bullied by their peers at school at least once in the last month (8). In Europe and North America, psychological bullying was the most common type of bullying, and in all other regions physical bullying followed by sexual bullying were the most frequently reported types. Cyber-bullying was found to affect one in 10 children. Over the past year, a third of students (36%) aged 13–15 years were involved in a physical fight with another student, and almost one in three (32%) had been physically attacked at least once (8).

Global estimates of youth violence based on surveys of youth both in and out of school are rare. A population-based survey of 16–24-year-olds in the Indian province of Goa published in 2015 found a past year prevalence of 10% for physical violence (20). A study among Mexican youth aged 12–17 years published in 2017 showed that during the past year almost a quarter had experienced bullying. One out of 10 had experienced physical assault, 6% threats, 6% sexual abuse, and 2% cyber-bullying. In all, 44% of the youth were victimized at least once during the past 12 months, the equivalent of more than 2.8 million Mexican children (21). According to the US National Survey of Children's Exposure to Violence, published in 2016, 5% of youth aged 10–17 years were victims of community violence (22).

Close to 300 million children worldwide aged 2–4 years regularly experience violent discipline by their caregivers



© iStock.com/Joanna Jablonska

Sexual violence. While sexual violence can be part of child maltreatment, youth violence and intimate partner violence, it is often reported on separately (23). Globally, an estimated 120 million females aged under 20 years have suffered some form of forced sexual contact (9). Although there are no global estimates for sexual violence against boys, data from 24 mostly high- and middle-income countries show that prevalence ranged from 8% to 31% in girls and 3% to 17% in boys

aged under 18 years (23). In 14 low- and lower-middle-income countries that completed the Violence against Children Survey, the percentage of girls aged 18–24 years who experienced sexual violence before the age of 18 years ranged from 4% and 7% in Cambodia and Lao respectively, to 33% in Zimbabwe and 35% in Uganda. For boys, the lowest rates were 3% in El Salvador and 4% in Cambodia, and the highest 18% in Kenya and 21% in Haiti (cited in (23)).

Box 2. The COVID-19 pandemic and violence against children

The COVID-19 pandemic and societies' response to it profoundly affects all aspects of our lives. School closures have impacted some 1.5 billion children (24), while movement restrictions, loss of income, isolation, and overcrowding have heightened levels of stress and anxiety in parents, caregivers and children (25,26). Stay-at-home measures have limited the usual sources of support for families and individuals – be they friends, extended family, or professionals – further eroding their ability to successfully cope with crises and the new routines of daily life (27).

These consequences of the COVID-19 response have altered the intensity and frequency of risk factors for interpersonal violence (28,29,30). Although the situation is not identical in every country where lockdowns have been implemented, there is often a considerable impact on levels of violence. Decreases in homicides and violence-related injuries receiving emergency medical treatment (both of which mostly involve older adolescents and adult males) have been reported, particularly where lockdowns are accompanied by bans on alcohol sales (28). By contrast, spikes in calls to helplines about child abuse and intimate partner violence have been observed, alongside declines in the number of child abuse cases referred to child protection services. In addition, an increase in potential or actual online harms, including sexual exploitation and cyber-bullying resulting from increased internet use by children, has been identified (31). In short, with adults and children being quarantined for weeks to prevent the spread of COVID-19 – and in some cases with the people who hurt them – it is possibly “the worst situation imaginable for family violence” (32).

Patterns in the reporting of child abuse present a complex picture. According to unverified media reports, in China (33), France (34), India (35), and South Africa (36,37), the COVID-19 lockdown has coincided with substantial increases in helpline calls for assistance to deal with child abuse. In the United Kingdom, calls to the National Society for the Prevention of Cruelty to Children rose by 20% (38), while referrals to child protection services fell (39). In the Philippines (Madrid B, personal communication [10 May 2020]), and the United States of America (40), there have been declines in the number of child abuse cases reported to child protection services. Experts attribute these declines to frontline providers in the community such as teachers, social workers, nurses, physicians – who under normal circumstances would recognize the signs of abuse – no longer having direct contact with children, and therefore being unable to report suspected abuse (40,41,42). It is considered unlikely that actual child abuse rates have decreased given existing research showing that child abuse increases during public health emergencies (26).

As of May 2020 it is too soon to know how the ending of lockdowns and re-opening of societies might impact interpersonal violence. The economic devastation wrought by COVID-19 and the response to it may take years to overcome, and could exacerbate economic inequalities, poverty, unemployment, and household financial insecurity. These long-term effects can be expected to drive homicides and violent assault back up to (and even beyond) their pre-lockdown levels and could potentially impact on many risk factors for later violence, including on brain development, early learning, and schooling. A return to school and work may reduce the stress on parents, caregivers and children and re-invigorate their social support systems, and thus lessen the risk of children experiencing and witnessing abuse in the home. However, despite a return to work, unemployment and household financial insecurity may remain chronic, and access to social protection and social welfare might in many contexts be reduced, meaning that while child abuse rates may go down, they are likely to stabilize at a higher level than before COVID-19.

Global responses to these realities and future scenarios have focused on how governments and communities can shore up family capacity to cope with the stress of confinement and anxiety over the future (29,43). For instance, the United Nations has called for governments to prioritize the continuity of child-centred services, including community-based child protection programmes, and to provide practical support to parents and caregivers (44). A statement prepared by End Violence on behalf of 21 global leaders called for governments and the international community to unite in protecting children from the risk of violence through a collective response including mental health and psychosocial support, social protection for the most vulnerable children, and care and protection for children in institutions (25). End Violence has created a portal that collates multiple resources to help children, parents and communities to stay safe online (45), and the Safe to Learn initiative has provided a set of recommendations on how governments, civil society organizations, teachers, parents and children can contribute to creating safer learning environments (24).

Complementing these government-oriented advocacy drives, the Parenting for Lifelong Health Consortium has worked with WHO, UNICEF, End Violence, US CDC, PEPFAR, USAID and other partners to develop and disseminate a set of parenting support leaflets (46). Alongside the increased risks of abuse, lockdown also presents opportunities for parents and caregivers to strengthen their emotional and nurturing bonds with their children. These evidence-based leaflets are aimed at the public and provide concrete behavioural suggestions on how to optimize positive and nurturing parent-child relationships; how to avoid using violent discipline; how to ensure online safety; and what to do when violence threatens to erupt (47).

The COVID-19 pandemic response has highlighted how interpersonal violence reacts to social and economic determinants. Although much of the existing data to support this are based on media reports, the themes and patterns that are emerging suggest that what they describe will be borne out by rigorous research. Research on how violence against children has been affected will be particularly valuable given that it is an especially hidden face of the pandemic response, and because its prevention will be a high priority as the world moves into a post-COVID-19 reality.

The estimated homicide rate for boys in the Americas is four times the global average, and the rate for girls in the Americas is higher than for boys in all other regions except Africa

Intimate partner/dating violence. A meta-analysis of 101 studies published between 2000 and 2017 on dating violence in young people aged 13–18 years, estimated that the global prevalence of physical teen dating violence is around 20% and sexual teen dating violence 9% (48). A 2014 UNICEF report found that globally one in three adolescent girls (or 84 million) aged 15–19 years had been the victims of emotional, physical or sexual violence committed by their partners or husbands at some point in their lives (9).

Emotional/psychological violence and witnessing violence. Globally, emotional abuse is estimated to impact the lives of millions of children all over the world, with an estimated global prevalence of 363 per 1000 children aged under 18 years, or just over one in every three children (11). Worldwide, one in four children aged under 5 years lives with a mother who is a victim of intimate partner violence (10). Findings from the Violence against

Children Surveys in several countries have established the percentage of young people who witnessed violence in the home before the age of 18 years. For females, this ranged from 15% in Cambodia to 66% and 67% in Nigeria and Uganda respectively. In males, the range was from 12% in El Salvador to 58% in Nigeria and 65% in Uganda (49).

Only a small proportion of all acts of violence against children result in death but there are huge differences across countries

Global, regional and national estimates of homicide for children aged 0–17 years are available for the first time as part of this project. In 2017, an estimated 40 150 children were victims of homicide, accounting for 8.4% of all homicides (n=477 822). The global homicide rate for 0–17-year-olds was 1.7 per 100 000 population, and the rate for boys of 2.4 per 100 000 was over twice that in girls (1.1 per 100 000 population) (see Figure 1).

Note: The estimated homicide rates shown in Figure 1 were produced using WHO's Global Health Estimates methodology (see Technical Note 2 in Annex 1).

Figure 1. Estimated homicide rates per 100 000 population in children aged 0–17 years by sex and WHO region, 2017 (N=186 countries/areas)

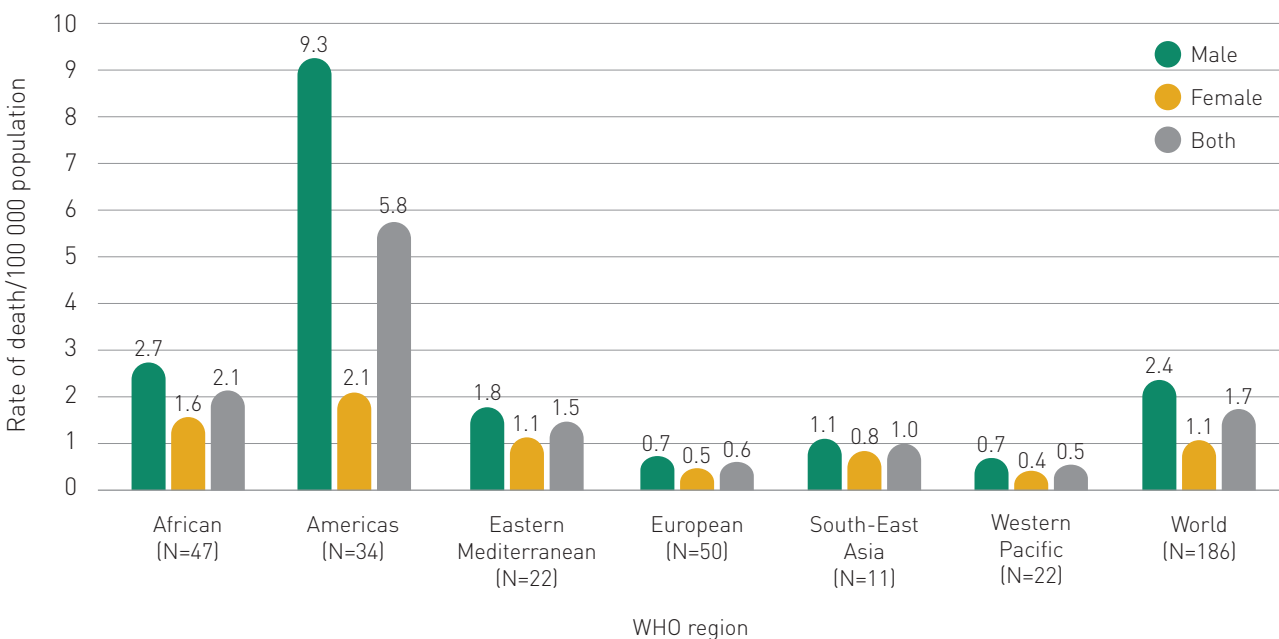


Figure 1 also shows that the highest child homicide rates occurred in the Region of the Americas (9.3 in boys and 2.1 in girls), followed by the African Region (2.7 in boys and 1.6 in girls). The lowest rates occurred in the European Region (0.7 in boys and 0.5 in girls) and the Western Pacific Region (0.7 in boys and 0.4 in girls).

Table A2.3 in Annex 2 provides estimated rates for all participating countries. Rates between countries ranged from zero deaths per 100 000 to over 17.4 deaths per 100 000. The high rate in the Region of the Americas was driven by exceedingly high rates in some Central American and South American countries. In the African Region, the highest rates were concentrated in sub-Saharan countries, and in the European Region rates in central and east European countries were substantially higher than in west European countries.

Violence against children has many acute and long-term consequences

Beyond deaths, hundreds of millions of instances of violence against children lead to injuries requiring emergency medical treatment, and an array of other harmful consequences that can endure into adulthood, including brain impairments, reduced cognitive ability, increased mental and physical illness, poorer educational attainment and a less productive working life. A child who is abused is more likely to abuse others as an adult so that violence is passed down from one generation to the next. It is therefore critical to break this cycle of violence, and in so doing create positive multi-generational impacts.

Health consequences. Exposure to violence at an early age can impair brain development and damage other parts

of the nervous system, as well as the endocrine, circulatory, musculoskeletal, reproductive, respiratory and immune systems, with lifelong consequences. Strong evidence shows that violence in childhood increases the risks of injury; HIV and other sexually transmitted infections; mental health problems; delayed cognitive development; reproductive health problems including early pregnancy; and communicable and noncommunicable diseases (50). In China, for example, it is estimated that physical abuse in childhood accounts for 12% of Disability Adjusted Life Years (DALYs) lost because of depression; 17% of those lost to anxiety; 21% of those lost to problem drinking; 19% of those lost to illicit drug use and 18% of those lost to self-harm (51). Also in China, emotional abuse in childhood accounts for an additional 26% of DALYs lost because of mental disorders, and 18.0% of those lost because of self-harm (51).

Educational consequences. A study published in 2018 showed all types of violence impact significantly on educational outcomes (52). Children who experienced any form of violence in childhood have a 13% predicted probability that they will not graduate from school. Males who are bullied and girls who have experienced sexual violence have an approximately three-fold increased risk of being absent from school. Children who are frequently bullied are almost three times more likely to report feeling like an outsider at school than those who are not, and nearly twice as likely to skip school as non-bullied peers (8). Children who are bullied also score lower in tests. In 15 Latin American countries, students who were bullied achieved between 9.6 and 18.4 points less in mathematics, and between 5.8 and 19.4 points less in reading. The more often a student is bullied, the worse

Violence against children undermines investments in health and education and erodes the productive capacity of future generations

their scores. In addition, students who are bullied frequently are more likely to feel anxious before a test than other students, even when they are well prepared (8). Data from Organization for Economic Cooperation and Development member countries show that students in schools where bullying is frequent score 47 points lower in science than students in schools where bullying occurs less frequently (cited in 8). To meet the 2030 SDG agenda of ensuring inclusive and equitable quality education and promoting lifelong learning opportunities for all, violence in childhood needs to be recognized for its significant contribution to inequalities in education and an increased investment in prevention is needed.

Increased risk of interpersonal and self-directed violence. A 2017 meta-analysis of Adverse Childhood Experiences (ACE, including physical, sexual and emotional abuse) from 17 countries representing some 250 000 individuals found that adults who, prior to the age of 18 years, were exposed to four or more ACEs were 7–8 times more likely to be involved in interpersonal violence, and 30 times more likely to attempt suicide than adults with no ACE exposure (53). A study in Asia-Pacific countries found that for men, childhood emotional abuse or neglect, physical abuse, sexual abuse, and witnessing abuse of the mother were associated with all forms of intimate partner violence perpetration. Women who experienced these forms of violence in childhood were at increased

risk of experiencing violence by men in adulthood (54). Recognition of the role that child maltreatment plays in increasing the likelihood of subsequent involvement in intimate partner violence underlies increasing interest in the development of interventions that can address both types of violence at the same time (see Box 3).

Major financial costs that undermine national economic growth. The economic impact of violence against children is substantial. In the USA alone, the total lifetime economic burden associated with substantiated cases of child maltreatment occurring in one year was US\$ 428 billion in 2015 (12). For the year 2017, total annual costs attributable to ACEs were estimated to be US\$ 581 billion in Europe and US\$ 748 billion in North America, and it is estimated that a 10% reduction in ACE prevalence could equate to annual savings of US\$ 105 billion (56). In East Asia and the Pacific, it is estimated that the economic costs of the health consequences of child maltreatment were equivalent to between 1.4% and 2.5% of the region's annual GDP (13). In South Africa, the estimated economic value of DALYs resulting from violence against children in 2015 totalled ZAR 173 billion (US\$ 13.5 billion) – or 4.3% of the country's GDP (57). In addition, the reduced earnings attributable to childhood physical violence and emotional violence in South Africa in 2015 were ZAR 25.2 billion (US\$ 2 billion) and ZAR 9.6 billion (US\$ 750 million), respectively (58,59).

Box 3. Intervening to simultaneously prevent child maltreatment and intimate partner violence

There is a two-way street between child maltreatment and intimate partner violence. Exposure to child maltreatment increases the likelihood of subsequent involvement in child maltreatment (as a perpetrator, for both men and women) and intimate partner violence (as a perpetrator for men, and as a victim for women). Child maltreatment and intimate partner violence also share common risk factors, including poorly developed life skills; attitudes, beliefs and norms supportive of violence; unsafe environments; and poverty. Preventing either type of violence can therefore help reduce the other, and approaches that target common risk factors will prevent both.

This is recognized by several INSPIRE approaches that aim to prevent intimate partner violence (e.g. community mobilization programmes to change norms and values supportive of violence against women, and microfinance with gender norm training), and by the INSPIRE implementation and enforcement of laws strategy. The value of efforts to address both types of violence simultaneously is also recognized by the new *RESPECT Women* framework (55) for the evidence-based prevention of violence against women. Led by WHO and 11 other international partners, the RESPECT strategies are: **R**elationship skills strengthened; **E**mpowerment of women; **S**ervices ensured; **P**overty reduced; **E**nvironments made safe; **C**hild and adolescent abuse prevented, and **T**ransformed attitudes, beliefs, and norms (55). Future violence prevention efforts should build upon the complementarity of the INSPIRE and RESPECT frameworks, while also recognizing the ongoing need for programmes specific to violence as it affects children and women.

Much of this violence can be prevented, and the associated human and economic costs averted

At the heart of the SDGs, of INSPIRE, and of this report is the challenge to use the knowledge that violence is preventable to shape and deliver large-scale strategies that can impact entire populations. Big prevalence variations between different countries and regions highlight the sensitivity of violence to individual-, family-, community- and societal-level risk and protective factors (5). Long-term trend data on

non-fatal violence against children in the USA show declines of 64% in sexual violence, 55% in physical violence and 8% in neglect between the years 1990 and 2014 (60). The evidence behind the INSPIRE approaches shows that 20% to 50% decreases in prevalence have been achieved by well-designed and carefully evaluated programmes, many of which were implemented in low- and middle-income countries (5). These studies clearly indicate that rapid reductions in violence are possible if there exists political will and strong leadership, evidence-based policies and interventions, and adequate finance.

Violence reductions of 20-50% have been achieved by well-designed programmes



Chapter 2

Governance and monitoring to end violence against children

Multisectoral collaboration with clear leadership

Effective multisectoral collaboration to end violence against children must involve government and nongovernmental stakeholders, and benefits from:

- clearly defined roles, responsibilities and core capacities of the sectors involved;
- a designated lead agency that coordinates violence prevention activities with other sectors, with adequate authority and resources to make decisions, implement action steps, and hold participating sectors accountable;
- mechanisms to encourage and incentivize collaboration, such as articulating common goals and commitment to implementing the same strategies, sharing information through regular meetings and workshops, and developing violence

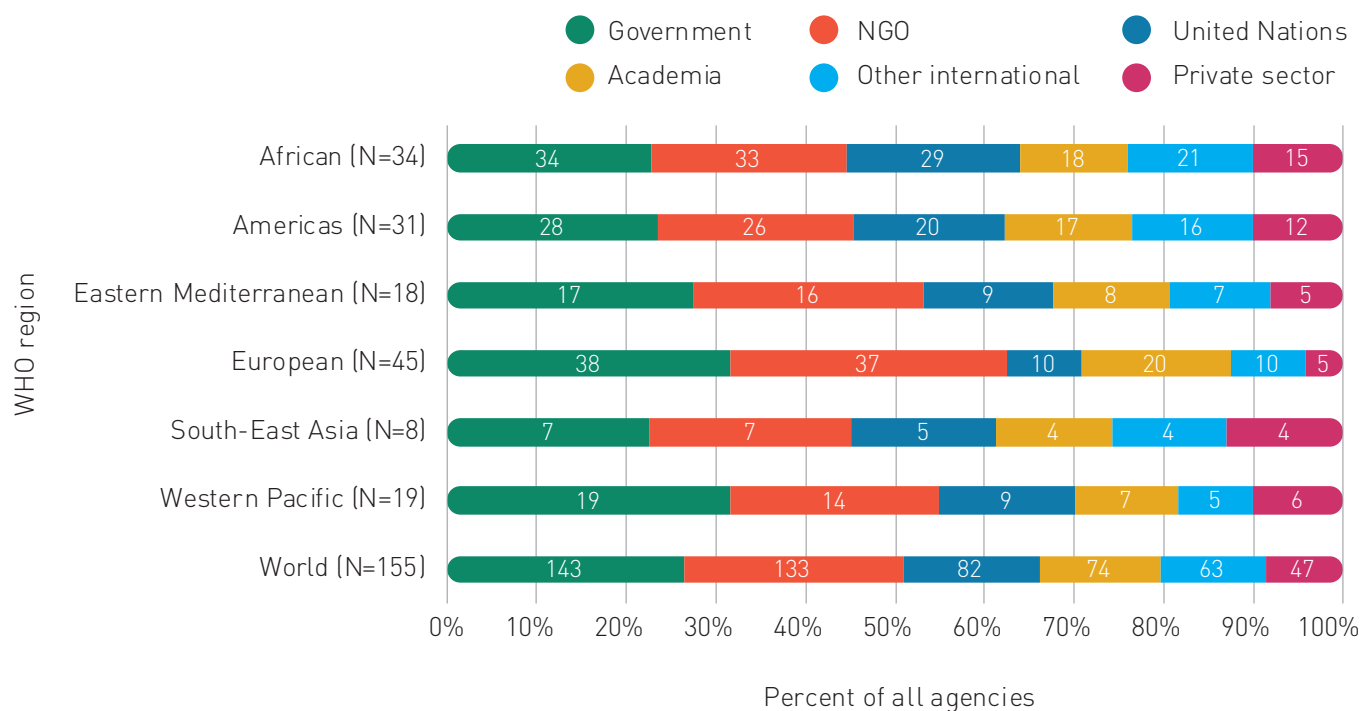
prevention expertise that survives funding or political cycles within ministries and institutions.

The INSPIRE strategies for ending violence against children cut across the education, health, justice and social welfare sectors among others, are intended to reinforce each other, and work best in combination.

Most countries reported that multiple government sectors have functions addressing violence against children. An average of five are listed per country, although several identified 10 or more. The most frequently listed government sectors are shown in Figure 2. Education, health, justice and interior ministries are the most prominent, with social affairs and police also often listed. Of the 155 reporting countries, 15 (10%) reported that a single sector takes responsibility for the prevention of violence against children, while two countries reported having no sector responsible for violence prevention activities.

**89% of countries
have multiple sectors
responsible for
addressing violence
against children**

Figure 3. Sectors included in multisectoral coordinating mechanisms to address violence against children by WHO region, 2018 (N=155 reporting countries)



Government departments, followed by NGOs, UN agencies and academic institutions are the most frequently reported members of multistakeholder mechanisms, and private sector organizations the least frequently reported. The proportion of UN agencies is greatest in the African and the Americas regions, and lowest in the European Region (see Figure 3).

National action plans and funding

An action plan is a document, usually either endorsed or produced by the government, that sets out the main principles, defines goals, objectives, prioritized actions and coordination mechanisms for preventing violence

or a sub-type of violence. It should clearly define activities indicating who does what (type of activities and people responsible for implementation); when (timeframe); how; and with what resources to accomplish an objective. Action plans should be specific, measurable, achievable, relevant and timebound (SMART) – the hallmark of all effective plans.

Resources to assist countries in developing national action plans include the Violence against Children Surveys Data to Action Tool (61), the INSPIRE implementation handbook (17) and a WHO European Region handbook on the topic (62). More generic guidance on developing national action plans is provided by the Open Government Partnership (63).

Note. The numbers within the horizontal bars indicate the number of countries within each WHO region that reported having the particular sector involved in multistakeholder mechanisms

80% of countries reported having at least one national action plan to prevent violence against children

Box 4. Online violence against children should not be viewed as separate to offline violence

Despite the increasing attention it receives, the issue of online violence against children remains controversial. The idea that online violence is a separate problem requiring specific, dedicated solutions is challenged by research showing that online bullying and sexting are frequently a continuation of ongoing abusive relationships in the offline world. Similarly, the sharing online of sexually abusive images necessarily starts with extreme acts of violence against children in offline settings. As noted by a commentary in *Nature Human Behaviour* (64), the “tendency by various actors, including governments, to sometimes silo online violence and artificially separate it from related offline manifestations can have unfortunate impacts on institutional structures. This is particularly the case when online violence is grouped with other technology-related issues in ministries, rather than being dealt with alongside those responsible for ensuring gender equality, improving national child protection systems, advancing women’s and children’s rights, and strengthening law enforcement and judiciary capacity” (64). The same authors conclude that to most effectively prevent what is ultimately one problem – violence against children – a single prevention strategy that integrates the online context into more encompassing violence prevention efforts is needed.

Few national action plans have all attributes characteristic of effective plans. Most have only vague goals, are lacking details about sectoral implementation responsibilities, and have no costing information

Action plans may be limited to the issue of violence against children, linked to broader efforts such as gender-based violence and children’s vulnerability, or aimed at advancing progress toward multiple SDGs. Respondents were requested to list only those action plans that contained a substantive and explicit section on preventing or responding to violence against children.

Many countries reported having at least one national action plan to prevent violence against children. Of the countries with national action plans, the majority indicated that these plans address multiple types of violence, followed by relatively equal proportions of national action plans specific to child maltreatment and to youth violence. Beyond these three major categories of action plans, countries reported a further 10 categories of plans. Among these, plans to combat child sexual abuse and exploitation and child trafficking are most frequent, followed by prevention plans for bullying and other school-based violence, and violence against women and girls or gender-based violence. In Europe, a handful of countries report having plans for addressing online violence against

children. Although online violence is an important emerging issue, plans of action that address it in isolation from offline violence may not be effective (see Box 4).

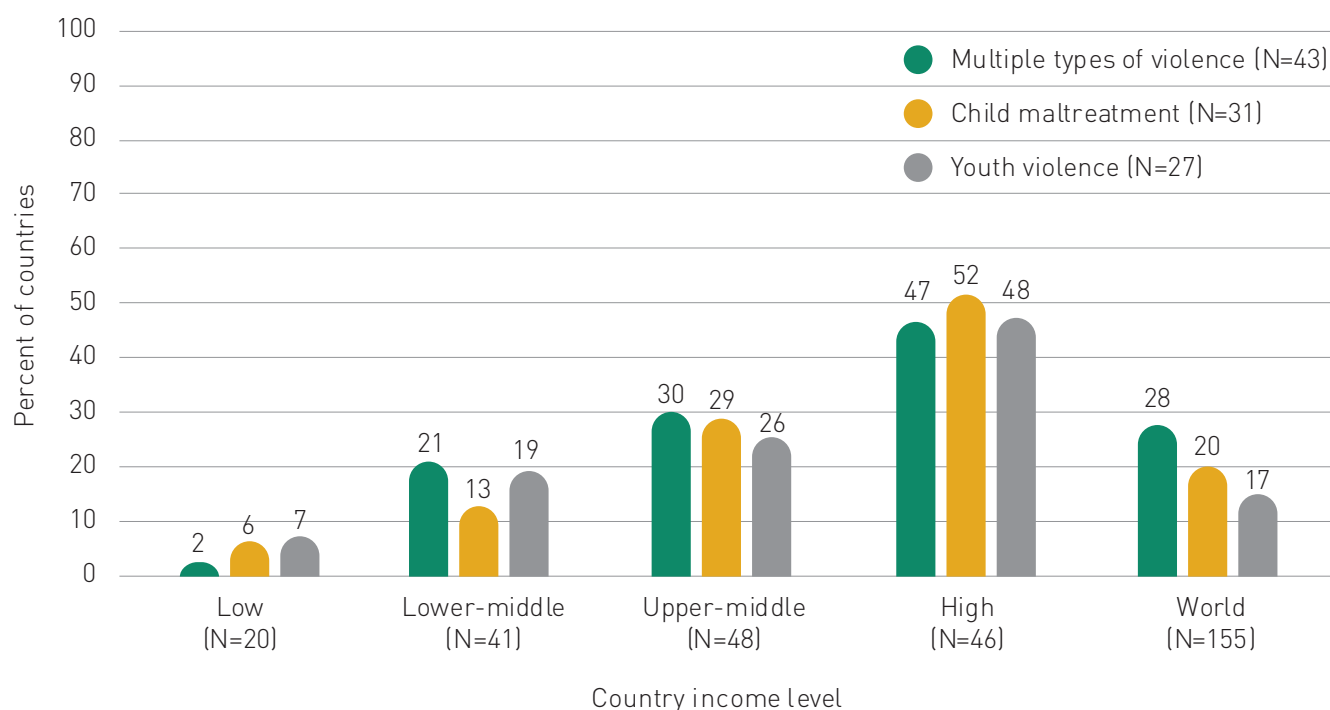
Countries were asked to supply copies of the national action plans that they reported. Scrutiny of these plans showed that they are of widely varying quality.

Well-crafted national action plans that are designed to advance evidence-based action are in themselves of value in efforts to obtain political commitment and make the case for increased financial investment. However, until they are adequately funded and implemented, they cannot result in measurable reductions in the prevalence of violence against children.

It is therefore alarming to note the very small proportion of countries with fully funded national action plans. Overall, the proportion of fully funded national action plans for multiple types of violence is 28%, for child maltreatment 20% and for youth violence 17% (see Figure 4).

Fewer than one in four countries has fully funded national action plans

Figure 4. Percentage of countries with fully funded national action plans by type of violence and country income level, 2018 (N=155 reporting countries)



There is a strong relationship between country income status and the proportion of fully funded plans, with under 10% of all fully funded plans reported by low-income countries compared to 47–52% by high-income countries.

Availability and use of nationally representative data

Data on the prevalence of violence against children are essential to understand the scale and distribution of the problem, set priorities and target resources, and monitor if and how policy, legal and programmatic

prevention efforts are making a difference. For these purposes, data from nationally representative population-based surveys and facility-based administrative systems like hospitals are essential. As many countries do not have adequate administrative data systems and only a small proportion of acts of violence against children are reported to official sources such as education, health, justice or social welfare systems, self-reports ascertained via nationally representative surveys are considered the more reliable standard for measuring the magnitude of the problem, identifying vulnerable groups and measuring progress.

Note. The income levels are based on 2018 World Bank classifications.

Table 2. Percentage of countries able to supply homicide data for 2017 (or closest single year) by data source, age, and country income level (N=155 reporting countries)

Country income level	Data source			
	Police		Vital Registration	
	All ages	0–17 years	All ages	0–17 years
Low (N=20)	45%	20%	5%	5%
Lower-middle (N=41)	51%	42%	10%	10%
Upper-middle (N=48)	71%	69%	50%	44%
High (N=46)	67%	59%	54%	54%
World (N=155)	61%	52%	35%	33%

Note. The income levels are based on 2018 World Bank classifications.

83% of countries have recent nationally representative data on some type of violence against children

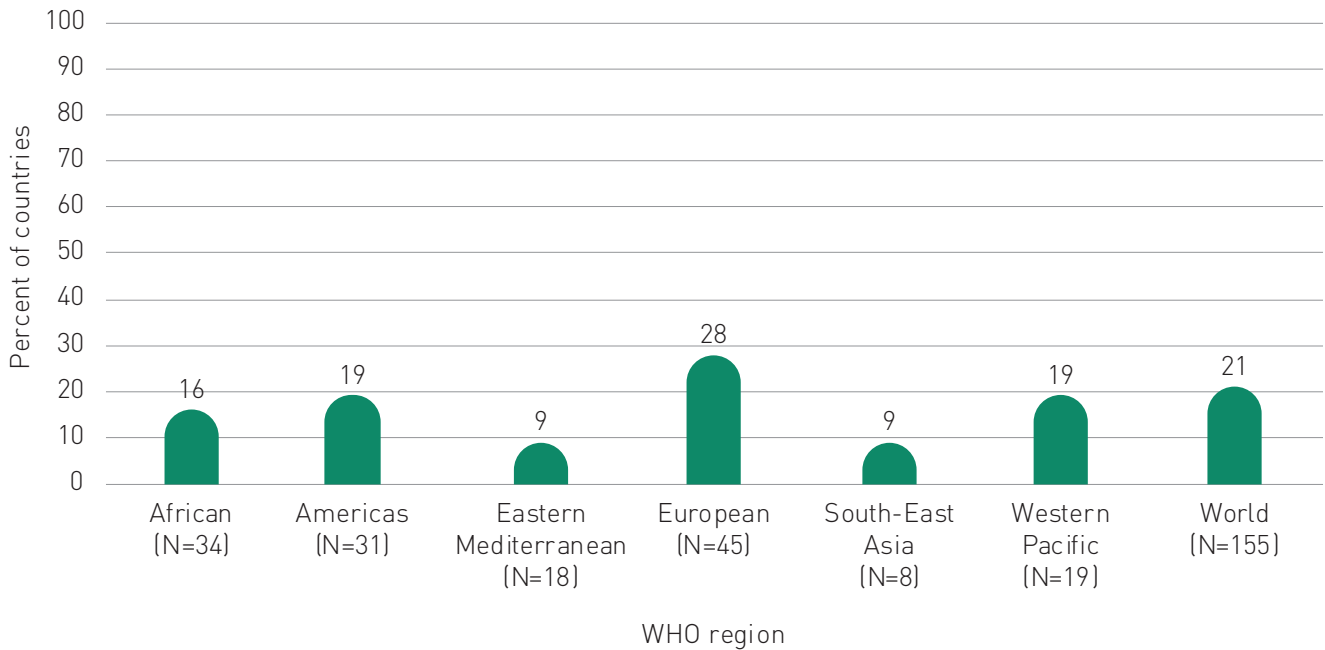
Countries were asked if they had conducted several internationally comparable nationally representative surveys for measuring violence against children (Demographic and Health Survey, Global School-based Student Health Survey, UNICEF Multiple Indicator Cluster Survey, Violence Against Children Survey, and Adverse Childhood Experiences Survey), and to list other relevant nationally representative surveys. These surveys may cover health more broadly with specific questions on violence included, may be specific to some settings such as schools, or focus specifically on violence. Some 83% of countries reported having conducted at least one nationally representative survey measuring violence against children in the past five years, of which school-based surveys are by far the most frequently reported sub-type.

The proportions of countries able to supply homicide data for children from both police and vital registration sources are low

Country capacity for homicide data collection was assessed by asking countries to supply homicide data from police and vital registration sources. Table 2 shows that even among high- and upper-middle-income countries, the percentage of countries with data is relatively low. Under half of low-income countries provided police data and only 5–10% of low- and lower-middle-income countries provided vital registration data for all ages or children. While just over half of lower-middle-income countries have police data on homicides in all age groups, less than half of these countries have police data for children.

Following previous WHO approaches, duration of reporting was used as an indicator of the quality of homicide data from police and vital registration sources. Approximately 47% of countries could provide eight or more years of consecutive homicide data collection, both for all ages and for children.

Figure 5. Percentage of countries in each WHO region with national action plans that included at least one violence against children prevalence indicator with baseline and target values, 2018 (N=155 reporting countries)



Few countries with nationally representative prevalence data are using these to set prevention baselines and targets

In measuring progress towards SDG achievement “national monitoring is the most important level of monitoring and will rely on nationally defined sets of indicators” (65). In turn, many countries use indicators to develop targets, such as a specified percentage reduction in the prevalence of a negative health outcome. Targets provide a focus for national authorities, and research shows that long-term goals and interim

targets lead to increased political will and stakeholder accountability; closer management of strategies and programmes; better and more effective programmes; improved use of public resources; and increased stakeholder motivation (66).

Despite the 83% of countries with information from a nationally representative survey in the past five years and the 47% with eight or more years of child homicide data, very few national plans of action include indicators with baseline and target values (see Figure 5).

Just 21% of countries have national plans of action that include specified indicators on the prevalence of violence against children with baseline and target values



This failure to use available data on prevalence to define baseline and target values for national plans of action on preventing violence against children contrasts with the high frequency of countries that have quantified baselines and targets for other SDGs and public health issues. For instance, 109 countries have national targets for the reduction of road traffic deaths (67), and 110 countries have both time-bound national targets for noncommunicable disease reduction and national indicators for those targets (68).

The following sections examine the status of country efforts to implement activities consistent with INSPIRE at two levels. First, through a global and regional overview at the strategy level, and second, through more in-depth descriptions at the approach level of the extent to which country support is considered sufficient to reach all in need of the interventions.

Chapter 3

Implementation of INSPIRE strategies and approaches

Existence of government support for INSPIRE strategies

Countries reported on whether they had legislation to reduce violence against children (INSPIRE strategy on implementation and enforcement of laws) and whether there were government mechanisms to support implementation of activities consistent with the other six INSPIRE strategies. The frequency with which they reported providing **any** kind of support (e.g. funding, tools or training, irrespective of reach) for national-level implementation of the laws and activities is shown in Figure 6.¹ This section presents an overview of the reported government support for each of the INSPIRE strategies, together with a brief overview of the strategies' aims. Later sections present results for the specific approaches within each strategy.

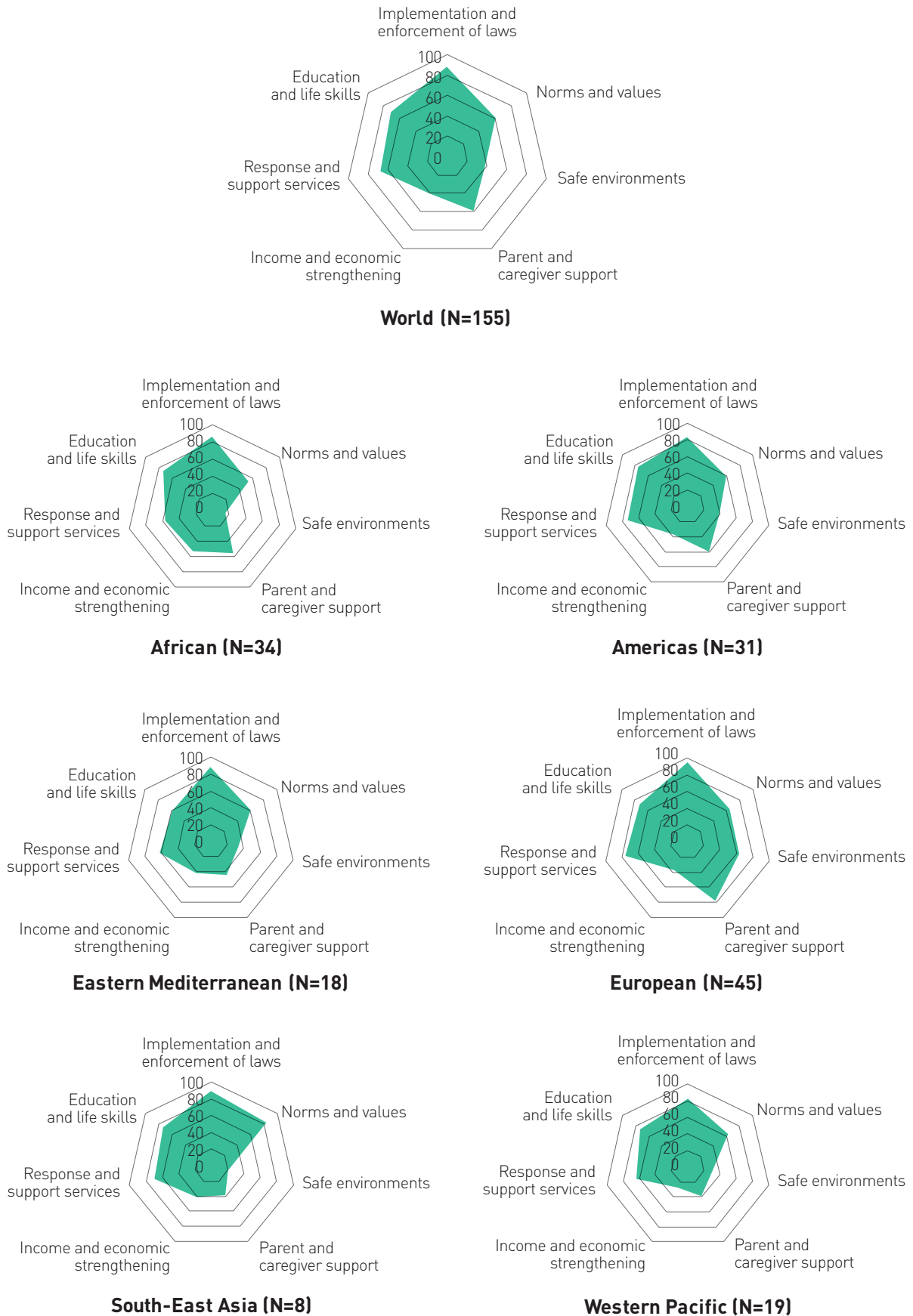
Implementation and enforcement of laws is the most frequently supported strategy in all regions (at around 88% of countries), and support approaches 100% in the European Region. Through the implementation and enforcement of laws that prohibit violence against children and reduce risk factors such as harmful alcohol use and youth access to firearms and other weapons, this strategy aims to deter potential perpetrators, ensure justice for victims, send a clear message to society about unacceptable behaviour, and help legitimize preventive actions. Laws alone cannot reduce violence, but their effective implementation and enforcement strengthens all INSPIRE strategies.

Education and life skills is the second most frequently supported of all seven strategies, by 72–80% of countries in all regions except the Eastern Mediterranean where only 59% of countries reported national-level support mechanisms. This strategy aims to increase children's access to more

56% of countries provide support for INSPIRE strategies, but this varies by WHO region and INSPIRE strategy

¹ For each strategy it was assumed that the maximum possible support score per region was the number of laws or approaches within each strategy multiplied by 100, with 100 being equivalent to all countries in a region providing national-level support. So, for a strategy with six components the maximum score would be 600, and for one with two it would be 200. The actual regional value for each strategy was the sum of the percentages of countries reporting national-level support for each law or approach within the strategy. The reported values for the extent of support were then calculated by dividing the actual value by the maximum possible score and expressing this as a percentage.

Figure 6. Percentage of countries reporting any support for INSPIRE strategies globally and by WHO region, 2018 (N=155 reporting countries)



effective, gender-equitable education through increasing school enrolment, and, for children already in school, to increase their access to programmes that provide social-emotional learning and life-skills training, and policies to ensure that school environments are safe and enabling.

The frequency of national-level support for the parent and caregiver strategy is greater in the European and Americas regions where 78% and 60% of countries respectively reported national support mechanisms, compared with 56% of countries in the African Region, and well under half of countries in the Eastern Mediterranean, South-East Asia and Western Pacific regions. The parent and caregiver strategy aims to reduce harsh parenting practices and offer alternatives to physical punishment, create positive parent-child relationships and strengthen the health, safety and resilience of children and families. Many programmes also help parents teach their children skills – such as emotional regulation, problem-solving, and social skills – that help children to build resilience and to avoid experiencing or perpetrating violence in the future.

The norms and values strategy is supported by 53–80% of countries in all regions. This strategy aims to strengthen norms and values that support non-violent, respectful and gender equitable relationships for all children and adolescents. Norms can condone violent punishment as a necessary part of child-rearing, or violence as an acceptable response to conflict in a community. Inequitable gender norms that condone wife-beating and men's control over women's behaviour are associated with higher levels of intimate partner violence. Risk factors for violence, such as early marriage, or harmful alcohol use, are influenced by norms. Norms also affect

help-seeking for violence. Activities that promote positive norms and values and reduce the impact of harmful norms are an essential part of all the INSPIRE strategies and approaches.

Only 40% of countries reported any kind of support for the income and economic strengthening strategy. This is the only strategy where the highest frequency of national-level support (at 53%) is in the African Region, compared with 28% to 42% of countries in the remaining five regions. The strategy aims to improve families' economic security and stability and reduce child maltreatment and intimate partner violence. Its approaches are especially valuable in reducing intimate partner violence, and consequently the number of children who witness such violence.

The safe environments strategy is by far the least extensively supported, with under 30% of countries in the African, South-East Asia and the Western Pacific regions, and just a third of Eastern Mediterranean Region countries reporting national support mechanisms. The European Region is an exception, with 64% of countries reporting that they support it. The safe environments strategy aims to create and sustain safe physical and social environments where children and youth gather and spend time. Physical and emotional safety in public spaces allows people to move freely, access community resources, and fully participate in learning, working, playing, and citizenship.

National-level support mechanisms for the response and support services strategy are reported by 62–76% of countries in all regions except in the African Region, where just 57% of countries reported having such mechanisms. This strategy aims to improve access to good-quality health, social welfare and justice support



services for all children who need them. When children have suffered violence, it is crucial to identify, help, and protect them from further harm. Importantly, children who perpetrate violence against their peers and adults who perpetrate violence against children can also benefit from services designed to reduce re-offending and to mitigate the effects of whatever violence the perpetrators themselves may have suffered.

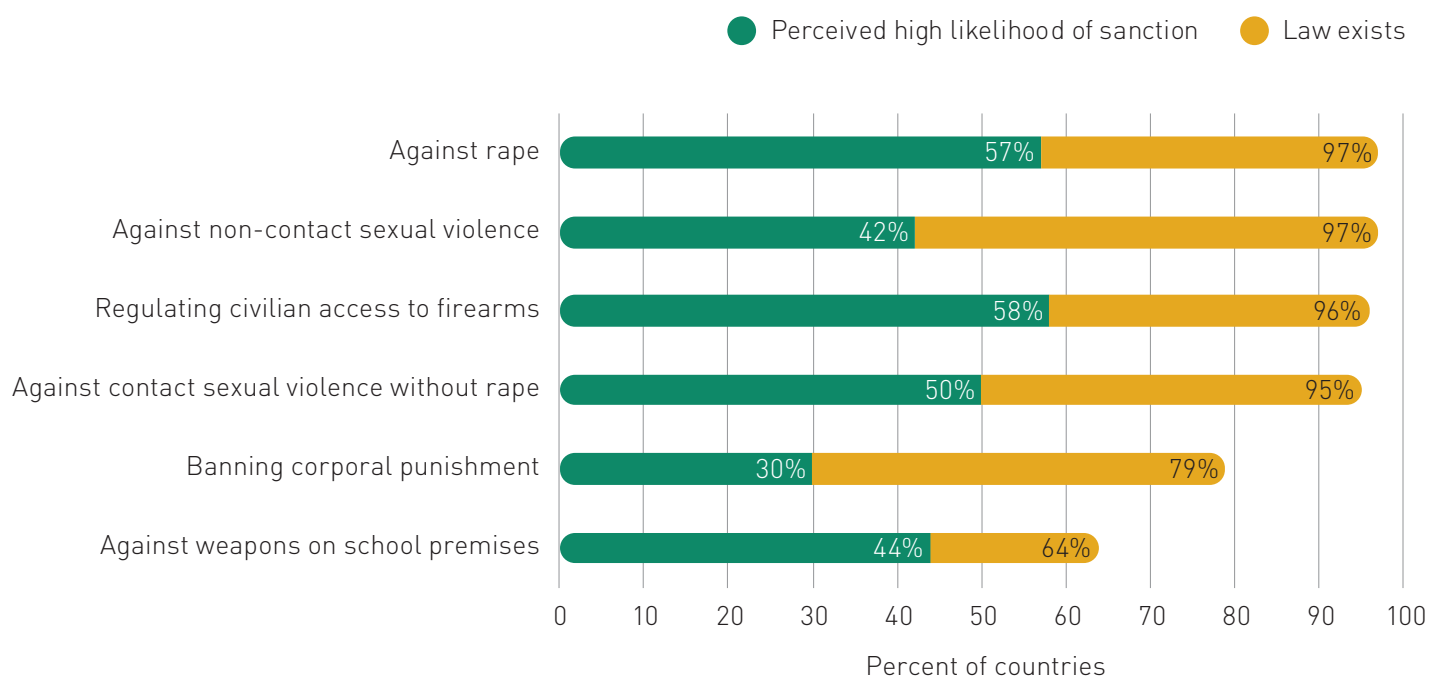
As noted (see Table 1, page 3) each INSPIRE strategy encompasses between two and seven approaches. Important variations in the extent and nature of support for approaches within the individual strategies are described in the following sections.

Implementation and enforcement of laws approaches

There is a growing understanding that comprehensive legal protection for children involves the use of a wide range of laws, not only those that prohibit violence against children but also those that reduce risk factors and promote protective factors. To assess the existence of laws and the extent of their enforcement, government respondents were asked to indicate whether a law existed (and to provide a copy of the legislative text), and if so to provide their best estimate of the likelihood that a person who breaks the law will be sanctioned (i.e. arrested, convicted, penalized, or given a formal warning by a law enforcement agency).¹

¹ Perceived enforcement was assessed using a rating scale ranging from 1 where it was considered highly unlikely that someone breaking the law would be sanctioned, to 10 where respondents considered it highly likely that someone would be sanctioned for breaking the law. The median of the respondents' scores was calculated and assessed according to three levels of enforcement: low enforcement for ratings up to 3.3; medium enforcement for ratings from 3.4 to 6.7, and high enforcement for ratings from 6.8 to 10.

Figure 7. Percentage of countries with national laws to prevent violence and extent to which enforcement was considered sufficient to ensure a high likelihood of people breaking the laws being sanctioned, 2018 (N=155 reporting countries)



Overall, 88% of countries reported having all six laws in place. Figure 7 shows that close to 100% of countries reported that they have laws in place against sexual violence and laws regulating civilian access to firearms; 79% that they have laws banning corporal punishment; and 64% that they have laws against weapons on school premises.

However, the proportion of countries where the perceived enforcement level is considered sufficient to ensure a high likelihood of sanction for people

breaking the laws is just 47% overall, ranging from 30% for bans on corporal punishment and 44% for laws against weapons on school premises, to 42–57% for laws against sexual violence, and 58% for regulations on youth access to firearms.

In responding to questions about laws, countries were asked to provide copies of relevant legislative texts. This provided insights into the quality of country laws, which in many cases was low and not in line with global best practice standards.

Note: A few countries did not provide enforcement ratings for some laws checked as existing, and rating completeness ranged from 93–95%. Findings on legislation for the minimum age for purchase of alcohol from the *WHO Global status report on alcohol and health 2018* (74) are reviewed below.

Box 5. Assessing the quality, coverage and impact of national laws against the sexual abuse and exploitation of children

The Together for Girls evidence review *What works to prevent sexual violence against children (23)* notes that international laws, treaties and frameworks provide the foundation for national legislative responses to child and adolescent sexual violence. There is a range of guidance on the implementation of child protection laws, but the most fundamental features are enforcement mechanisms. However, the review also notes that the enactment of specific legislation can be a demonstration of political will to address the issue, with research highlighting how legislative enactment is often accompanied by a series of preventive efforts, including increased awareness-raising (23).

In addition, although legislation should always protect all children – both boys and girls – from victimization, boys are often excluded. Citing a study of over 60 countries included in the “Out of the Shadows Index” developed by the Economist Intelligence Unit (69), the review notes that rape laws in over half of the countries analysed did not include protection for boys (23).

..... Legislation against sexual violence

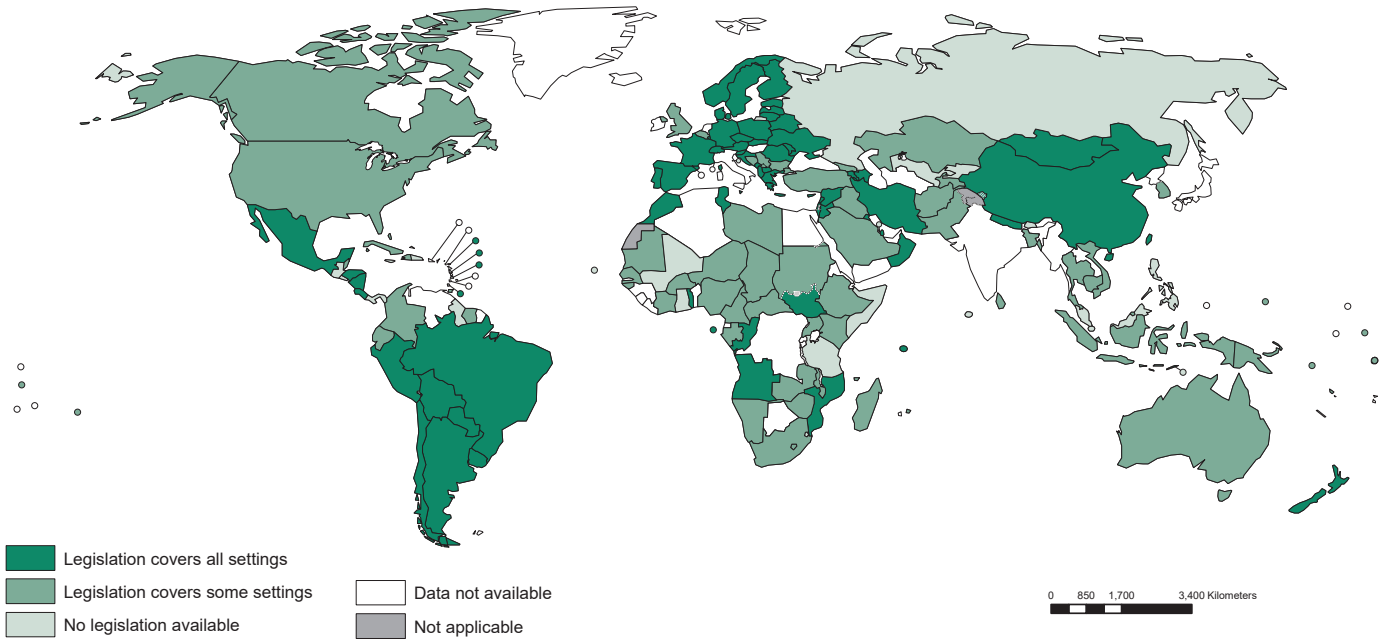
Laws criminalizing the sexual abuse and exploitation of children can be effective in preventing forced or pressured sex, unwanted attempted sex and unwanted sexual touching, trafficking, pornography and prostitution. The Convention of the Rights of the Child (15) sets out principles on sexual abuse and

exploitation that can be incorporated or reflected in domestic laws (see Box 5).

Most countries have laws prohibiting sexual violence, but the perceived enforcement of these laws is rated as high by only 57% of countries for statutory rape; 50% of countries for contact sexual violence; and 42% of countries for non-contact sexual violence (see Figure 7).

**43% of countries
have laws to prohibit
corporal punishment in
all settings**

Figure 8. National-level legislation banning corporal punishment by extent of coverage, 2018 (N=155 reporting countries)



The boundaries and names shown and the designations used on this map do not imply the expression of any opinion whatsoever on the part of the World Health Organization concerning the legal status of any country, territory, city or area or of its authorities, or concerning the delimitation of its frontiers or boundaries. Dotted and dashed lines on maps represent approximate border lines for which there may not yet be full agreement.

Data Source: World Health Organization
Map Production: Division of Data, Analytics and Delivery for Impact (DDI)
World Health Organization



© WHO 2020. All rights reserved.

Legislation to ban corporal punishment in all settings

Laws that ban the violent punishment of children have the potential to reduce the violent punishment of children by adults, and the likelihood of violence between children. They are most effective when they cover all settings including family homes, schools, day care, alternative care facilities, penal institutions and as a punishment for crime under state, customary and religious law. The Global Initiative to End Corporal Punishment against Children provides support for law reform to prohibit and eliminate

corporal punishment of children, and the current status by country can be viewed on the Initiative’s website [70]. Compared to 20 countries with no ban, 30 countries with bans on corporal punishment in schools and in the home experienced 31% and 58% less physical fighting in adolescent boys and girls respectively [71].

National-level laws against corporal punishment were reported to be in place by 79% of all countries, but as shown in Figure 8, fewer countries in the African and South-East Asia regions have such laws.

Note. This map may differ from national-level legislation recorded by the Global Initiative to End Corporal Punishment against Children [70] due to differences in the ways the data were collected and evaluated, and the time at which data for this status report were collected.

Countries without a legal minimum purchase age for alcohol tend to be low-income or lower-middle-income

Laws that prevent alcohol misuse

Alcohol misuse is a risk factor for violence and alcohol can also affect adolescent brain development in ways that may increase the risk for future victimization and perpetration (5). Laws that prevent alcohol misuse and its related harms can therefore help to reduce child maltreatment; the risk of youths becoming either a victim or perpetrator of violence; involvement in adolescent intimate partner violence; and the risk of cognitive and mental health disorders associated with excessive alcohol consumption during adolescence (5).

A recent study examined the patterns of alcohol use and harms among school-going adolescents aged 13–16 years and correlations with alcohol policies in low- and middle-income

countries (72). More restrictive policies correlated with lower rates of current and binge drinking, and with lower risk of violence and injury. Thirty percent of non-drinking students, 52% of current drinkers who did not report binge drinking, and 56% who reported binge drinking said that they had been in a physical fight in the past year (72).

The WHO *Global status report on alcohol and health 2018* (74) assessed the national legal minimum age for purchase of alcohol, focusing on the on-premise age limits for purchase because these regulations are more common. In countries that have them (93%), the minimum legal purchase ages for alcohol range from 13–25 years, with 18 years the most common. The greatest number of countries without such a policy are in the African Region (74).



Case study.

Reducing the harmful use of alcohol and homicide in the Russian Federation

In the Russian Federation, historically very high levels of alcohol consumption and mortality due to alcohol-related diseases and violence, suicide, road traffic crashes and other unintentional injury causes have, over the past 25 years, been dramatically reduced through the implementation of evidence-based alcohol control policies (73). Between the mid-1990s and 2017 this led to a 40% reduction in alcohol consumption. Over the same period, homicide rates in males (all ages) dropped from around 55 per 100 000 population to about 10 per 100 000 population, and in females (all ages) from 15 per 100 000 population to under 5 per 100 000 population.

The policies include measures aimed at reducing the affordability of alcohol, such as taxation and alcohol price increases; restrictions on the physical availability of alcohol and on alcohol

marketing; enforcement of zero tolerance drink-driving legislation; brief interventions with at-risk drinkers; and treatment of individuals with alcohol use disorders (73). Although not all the reductions in homicide and other alcohol-related mortality can be attributed to these alcohol control policies, careful statistical analyses of the association between the introduction and intensity of alcohol control measures and changes in death rates leave little doubt as to their having had a major preventive impact (73). While these findings are not specific to children, it is likely that a proportion of the deaths averted would have been in older adolescents, and reasonable to assume that many children would have benefited from lower levels of harmful alcohol use on the part of their parents and other adults in the household, although these assumptions remain to be tested through research.

Laws to limit youth access to firearms

Children and young men aged 15–29 years constitute a high proportion of firearm violence victims and perpetrators. Reducing youth access to firearms may therefore help to prevent firearm-related deaths and injuries, and the use of firearms in crime. National laws and local ordinances that address firearms and weapons access and possession, and are relevant to youth, include a minimum age for purchase; background checks that include prior arrests, mental health status, and

complaints or restraining orders for domestic violence; zero-tolerance policies for possession of weapons in schools; safe storage of firearms through child access prevention (CAP) laws; and enforcement efforts to prevent illegal circulation of firearms.

National laws limiting youth access to firearms, or, in federal states, multiple subnational laws that cover the entire population, were reported to be in place in all but two countries. However, the extent to which these laws are perceived to be enforced shows considerable variation between regions.

The proportion of countries reporting a perceived high level of enforcement for laws limiting youth access to firearms is greatest for the European Region (78%) and lowest for the African Region (41%)



Case study.

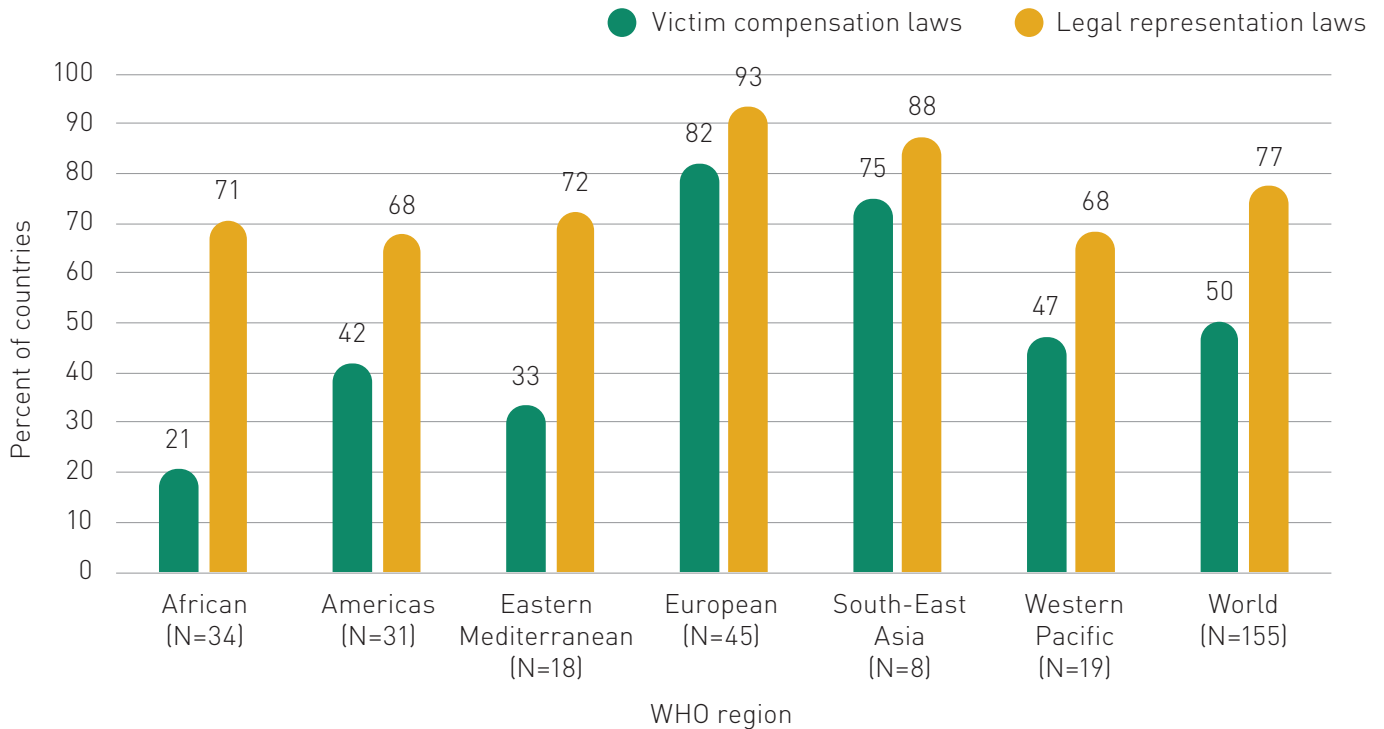
Reducing the threat of gun violence in schools, USA

Following several mass shooting incidents in schools in the USA, two large-scale studies using data from the USA's Youth Risk Behaviour Survey (YRBS) have examined the effectiveness of laws designed to limit unsupervised youth access to firearms.

Using YRBS data for 1993–2013, the first study examined the relationship between child access prevention (CAP) laws and gun carrying among high-school students (75). CAP laws were associated with an 18.5% decrease in the rate of youth gun carrying and a 19% decrease in student reports of being threatened or injured with a weapon on school property. There was, however, little evidence that CAP

laws deter school-associated shooting deaths, although the study noted that these estimates were too imprecise to reach a policy conclusion (75). The second study used YRBS data from over 900 000 adolescents in 25 US states for the years 1999–2015 (76). It compiled 133 gun laws in an index of gun control strength and used this to evaluate the associations between gun laws, measures of students' weapon carrying, and perceptions of school safety. It found that the stricter the laws, the greater the decrease in the probability of weapon threats at school, of missing school due to feeling unsafe, and of carrying weapons at any location (76).

Figure 9. Percentage of countries with national victim compensation and legal representation laws by WHO region, 2018 (N=155 reporting countries)



Victim compensation and legal representation laws

Victim compensation laws and laws requiring that victims receive state-funded legal representation in criminal courts were also assessed. These laws are central to safeguarding fair, equal, and meaningful access to justice, especially for low-income victims.

The prevalence of violence against children tends to be higher among individuals from low-income households who are often unable to afford the necessary legal services. Legislation providing for state compensation to victims of violence typically covers victims who have suffered loss or injury, and for the dependents of those who died as a result of violence. They may cover lost earnings and medical expenses.

However, they vary considerably by country and sometimes only individuals whose income falls below a certain threshold are eligible. Figure 9 shows the percentage of countries with laws requiring state victim compensation and legal representation by WHO region.

Victim compensation laws were reported to exist in just half of all countries. Countries without such laws are most likely to be in the African or Eastern Mediterranean regions. National laws guaranteeing state-funded legal representation for victims of violence in courts of law were reported to exist in 77% of countries, and the largest proportions of countries without such laws are in the Region of the Americas, followed by the Western Pacific and African regions.

Preventing and responding to violence against children

The INSPIRE strategy on implementing and enforcing laws is complemented by the remaining six strategies covering prevention programmes and services for victims and perpetrators. The six strategies encompass 23 different approaches. To assess how far these approaches are reaching all their intended beneficiaries, government respondents were asked to provide their best estimate of the extent to which approaches receiving national-level support are reaching all or nearly all who need them.¹

SDG Target 16.2, to end all forms of violence against children, can only be achieved if no one is left behind, which in turn requires that prevention and response approaches reach all who need them. Accordingly, this section

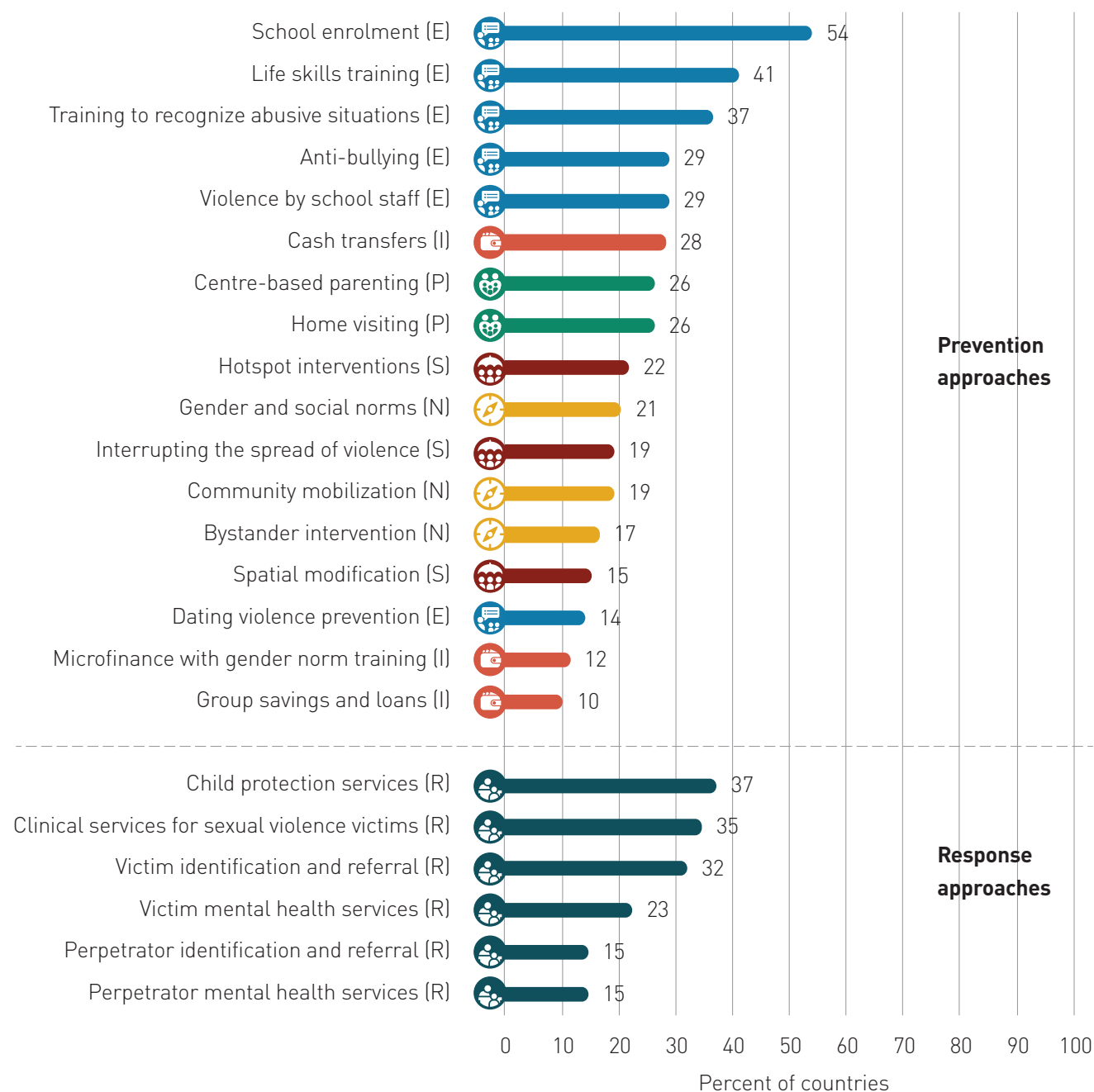
focuses on the extent of high-reach support only. Tables A2.6–A2.11 in the statistical annex, and the country profile pages provide additional information on the extent of medium- and low-reach support for the approaches. Figure 10 groups the approaches into prevention approaches and response approaches.

Figure 10 shows that, of the prevention approaches, only school enrolment is considered by over half of the respondents as adequately supported to reach all in need. This is followed by four other education and life skills approaches that are considered to receive adequate support by 29–41% of respondents. Of the response approaches, none is considered adequately supported to reach all in need, with the top three – child protection services, clinical services for sexual violence victims and victim identification and referral – seen as adequately supported by just 32–37% of government respondents.

Government support for most INSPIRE approaches exists in many countries, but far more is needed to ensure they reach all who need them

¹ Perceived reach was assessed using a rating scale ranging from 1 where an approach was considered to reach very few who need it, to 10 for an approach considered to be reaching all or almost all who need it. The median of the respondents' scores was calculated and assessed according to three levels of reach: low reach (to very few in need) for ratings up to 3.3; medium reach (to some in need) for ratings from 3.4 to 6.7, and high reach (to all or nearly all) for ratings from 6.8 to 10.

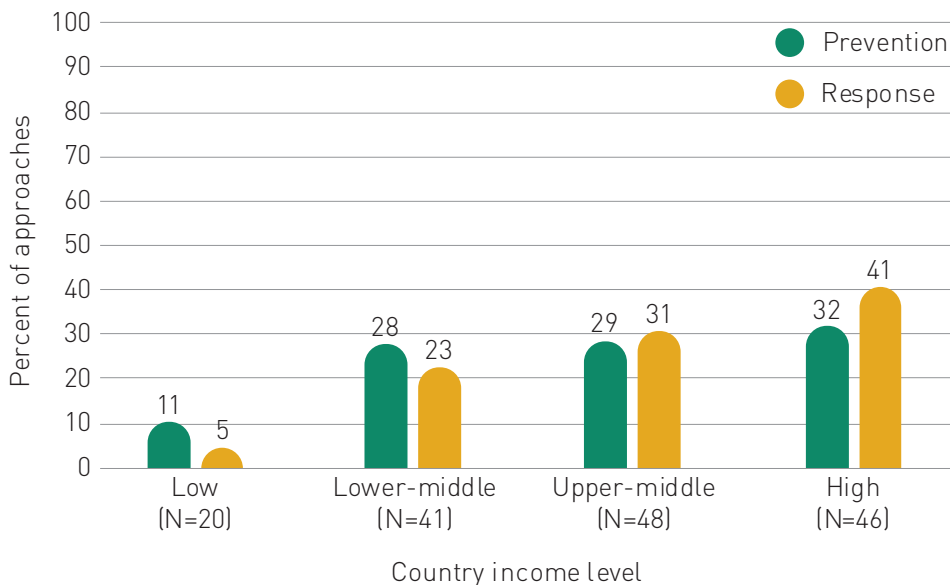
Figure 10. Percentage of INSPIRE prevention and response approaches where support is considered adequate to reach all or nearly all in need, 2018 (N=155 reporting countries)



Key: E=Education and life skills; I=Income and economic strengthening; N=Norms and values; P=Parent and caregiver support; R=Response and support services; S=Safe environments.

Note: A few countries did not provide reach ratings for some approaches receiving national support, and rating completeness ranged from 85–100%.

Figure 11. Percentage of prevention and response approaches considered to be reaching all in need by country income level, 2018 (N=155 reporting countries)



Note. The income levels are based on 2018 World Bank classifications.

Although inadequate in countries across all income levels, Figure 11 shows the strikingly limited extent to which low-income country respondents considered support for the INSPIRE approaches as sufficient to reach all who need them.

Of the approaches rated as being adequately supported to reach all who need them, just 11% of the prevention approaches and 5% of the response approaches are being implemented in low-income countries, in contrast to the 32% of prevention responses and 41% of response approaches that are being implemented in high-income countries.

INSPIRE does not require all approaches to be implemented in every setting. Rather, countries are encouraged to select a subset that includes at least one from each INSPIRE strategy, and to choose the approaches based upon

their relevance to the types of violence and risk factors prevalent in the population, and their capacity to deliver the approaches. Emerging evidence suggests that when approaches from two or more strategies are delivered together, the prevention effects are larger and that benefits across a greater number of positive outcomes can be achieved.

The following sections review approaches from each of the prevention strategies in turn (Education and life skills, Parent and caregiver support, Norms and values, Income and economic strengthening, Safe Environments, starting with the approaches that most frequently received high-reach ratings), and then reviews approaches from the Response and support services strategy.

Efforts to increase support for INSPIRE implementation in low- and middle-income countries must be stepped up



Case study.

Accelerating SDG attainment among South African adolescents through parenting, safe schools and cash transfers

Accelerators are a UN development system approach for interventions that can lead to progress across multiple SDGs and development dimensions (social, economic, and environmental). In South Africa, this approach was tested by examining the extent to which receipt by just over 1000 adolescents living with HIV of interventions representing six possible accelerators predicted their performance on 11 SDG-aligned targets (77). The accelerators were government cash transfers to households, safe schools, free schools, parenting support, free school meals, and support groups. The SDG-aligned targets assessed were antiretroviral therapy adherence, good mental health, no substance use, HIV care retention, school enrolment, school progression, no sexual abuse, no high-risk sex, no violence perpetration, no community violence, and no emotional or physical abuse (77).

Of the six accelerators, parenting support, safe schools and cash transfers were the strongest stand-alone predictors of improvements in seven of the SDG-aligned targets. In combination, the three accelerators were associated with 21–51% less involvement all three types of violence and 20% less high-risk sex. Improvements in positive outcomes included 33% increases in school progression and in good mental health, and a 22% increase in HIV care retention (77).

These findings in respect of parenting, cash transfers and safe schools suggests that there is great potential in supporting further research to explore how various combinations of two or more INSPIRE strategies may have similarly synergistic effects on other settings where the mix of violence, risk factors, and prevention and care opportunities may be very different.



© World Bank/Nahuel Berger

Education and life skills approaches

Approaches in the INSPIRE education and life skills strategy include the following:

- **Increasing participation in school:** Efforts to address barriers and encourage enrolment, attendance and achievement in education through supportive policies, services and resources for students and families.
- **Safe and enabling school environments:** Building a positive school climate and violence-free environment, and strengthening relationships between students, teachers, and administrators.
- **Life and social skills training:** Building skills for managing emotions and anger, pro-social behaviour, respectful relationships and conflict resolution to reduce bullying and violence among peers.

- **Helping children protect themselves from sexual abuse:** Build awareness and teach skills to help children and adolescents understand consent, avoid and prevent sexual abuse and exploitation, and to seek help and support.
- **Adolescent intimate partner violence prevention programmes:** Address gender norms and promote positive, respectful relationships.

School enrolment, attendance and achievement protect against becoming a victim or a perpetrator of various types of violence (5,17). Efforts to increase participation in school can include supportive policies, services and resources for students and families. Globally, 92% of countries reported national-level support for school enrolment, but only 54% of countries reported that these efforts reach all or nearly all that need it.

Box 6. The international Safe to Learn initiative

Safe to Learn aims to end violence in and through schools so that children are free to learn and thrive (86). The *Safe to Learn* call to action sets out what needs to happen to end violence in schools, and as of early 2020 had been endorsed by Cambodia, El Salvador, Georgia, Ghana, Honduras, Mexico, Moldova, Nepal, Sierra Leone, South Africa, South Sudan and Uganda.

The growing coalition behind *Safe to Learn* includes UNESCO, UNICEF, the UK Department for International Development, the United Nations Girls' Education Initiative, the Civil Society Forum to End Violence against Children, the World Bank, Education Cannot Wait, the Global Partnership for Education, the Global Business Coalition for Education, Global Affairs Canada, WHO, the Global Coalition to Protect Education from Attack, UNSRSG/VAC, and End Violence (86).

The shared vision of *Safe to Learn* is to work with governments, civil society organizations, communities, teachers and children to end the violence that undermines education and make sure every child – especially the most marginalized – is safe to learn by the year 2025 (86).

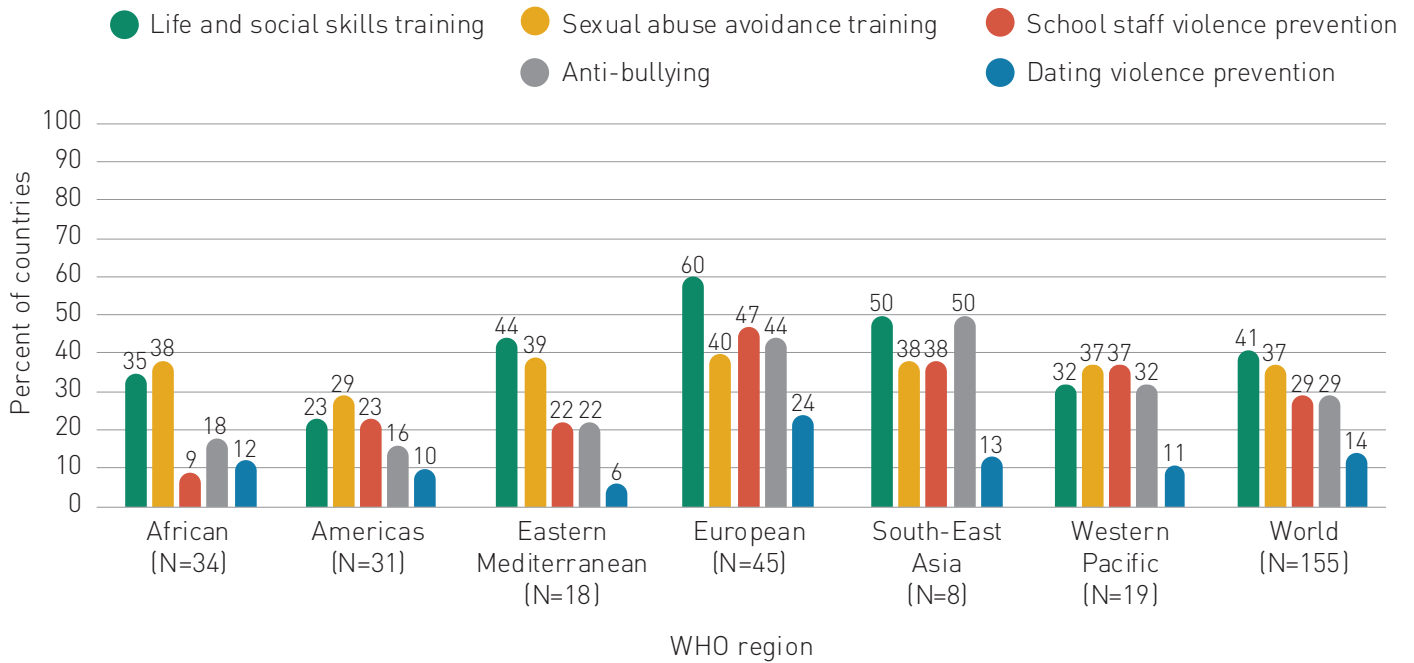
While high-quality education itself is protective against violence, children are more likely to attend and complete school (and are better able to succeed academically) in school learning environments that are safe and engaging. The education and life skills strategy therefore also includes approaches to reduce peer violence and bullying; reduce the use of violence against children by school staff; improve children's knowledge about sexual abuse and how to protect against it; provide life and social skills training, and deliver adolescent intimate partner violence (or dating violence) prevention programmes.

Several outcome evaluation studies of these approaches now exist. A Ugandan study of the Good Schools Toolkit (GST) for establishing a safe and enabling school environment showed that it substantially reduced physical, sexual and emotional violence from staff and/or peers towards both male and

female students in primary schools, and injuries in girls and boys due to violence by school staff (78,79). Another recent study showed the feasibility and acceptability of the Positive Adolescent Training through Holistic Social Programmes (PATHS) intervention in secondary schools in China (80), while a large study in the USA of "Dating Matters" – a teen dating violence prevention programme – showed that the intervention substantially reduced perpetration, victimization, the use of negative conflict resolution strategies, peer violence, bullying, and weapon carrying (81,82,83). Furthermore, recent studies of the GST (84) and the Kiva anti-bullying programme (85) have found these programmes to be highly cost effective. Globally, the *Safe to Learn* initiative is a collation formed with the aim of promoting the uptake of such interventions by schools everywhere (see Box 6).

INSPIRE approaches with the closest fit to existing, clearly defined sectoral roles are most often considered to have a high level of reach

Figure 12. Education and life skills: Percentage of countries where support is considered adequate to reach all in need by approach and WHO region, 2018 (N=155 reporting countries)



Approaches from the education and life skills strategy most frequently received high-reach ratings. Because the approaches easily fit into the “delivery mechanism” (i.e. schools), their potential for scale-up can be more easily realized than for approaches that are not immediately identifiable with existing sectors.

There are sizeable differences between WHO regions in the extent to which support for the five school-based approaches is considered sufficient to reach all in need (see Figure 12). Life and social skills training is considered to have high reach in 60% of countries in the European Region, but only in 23% of countries in the Region of the Americas. In the African, Americas and Western Pacific regions, training to recognize

and avoid sexually abusive situations is most often considered to have high-reach support. Programmes to reduce violence against children by school staff are considered to have high reach in only 9% of countries in the African Region compared to 47% countries in the European Region. High-reach ratings for anti-bullying approaches range from 16% in the Region of the Americas to 50% in the South-East Asia Region. Dating violence prevention programmes are considered to have high reach by just 6% of countries in the Eastern Mediterranean Region. This is not surprising as few dating violence prevention programmes exist and fewer still have been adapted and evaluated for low- and middle-income countries.

41% of countries consider life and social skills training to have high reach, but only 14% of countries consider dating violence prevention programmes to have high reach



© iStock.com/Jonathan Long

Parent and caregiver support approaches

Parent and caregiver approaches in the INSPIRE strategy include the following:

- **Parenting groups in community settings:** Information and skill-building sessions to support the development of nurturing, non-violent parenting delivered through community group meetings led by nurses, social workers, or trained lay workers, and which may be complemented by one or more home visits for additional support and monitoring.
- **Home-visiting programmes:** Information and skill-building sessions to support the development of nurturing, non-violent parenting delivered by nurses, social workers, or trained lay workers through a series of home visits.

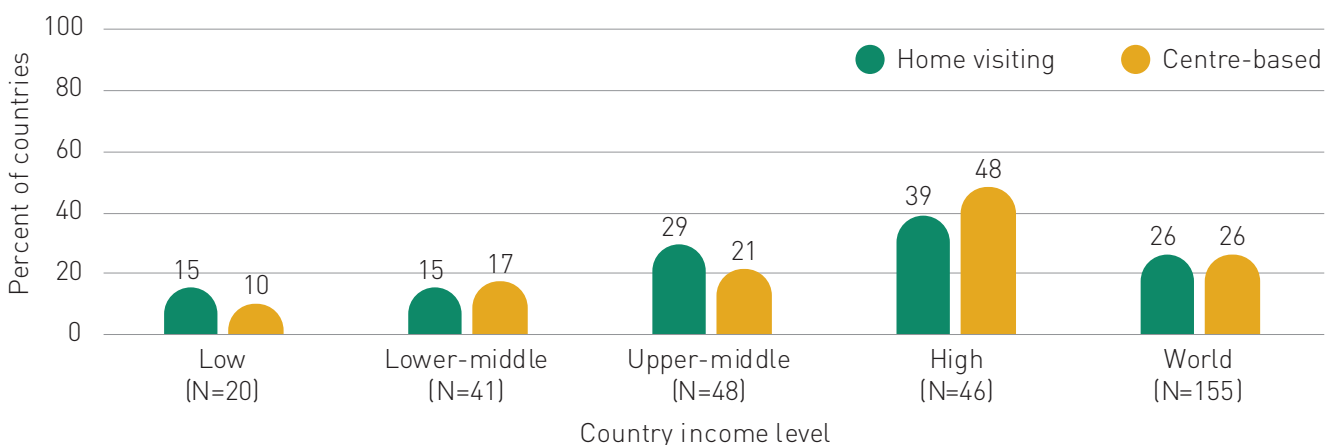
In addition to the substantial number of outcome evaluation studies from high-income countries that show

effectiveness of parent and caregiver support programmes in preventing child maltreatment, there is now also a rapidly growing number of such studies from low- and middle-income countries. Recent studies have been conducted in Colombia and South Africa of programmes for parents of younger children aged 3–4 years (87,88) and of older children and adolescents aged 10–18 years (89), all of which significantly reduced harsh parenting and increased positive parenting. A South African parenting programme for adolescents was also shown to be cost-effective (90). Significant violence reduction effects were also found for a parenting plus cash transfer intervention in the Philippines (91). Based upon findings from these and similar studies, efforts to identify the effective components of parent and caregiver support programmes are also being advanced (92). Parent and caregiver support to prevent child maltreatment is also an integral component of an international initiative to enhance early childhood development (see Box 7).

Box 7. Promoting nurturing care and preventing child maltreatment in the earliest years

The *Nurturing Care for Early Childhood Development* resource is a framework for helping children survive and thrive, developed by WHO, UNICEF and the World Bank (69). It aims to provide practitioners with the tools needed to optimize the environment for infants and toddlers from birth until three years of age, a period during which children are particularly susceptible to the negative effects of adverse experiences (such as neglect and violent punishment). The nurturing care framework has five interrelated components: good health; adequate nutrition; early learning opportunities; responsive caregiving; and security and safety. It dovetails with the INSPIRE parent and caregiver support approaches, which include several that are specific to promoting safe, sustainable and nurturing relationships in the first few years of a child's life. The other INSPIRE strategies, insofar as they all aim to optimize the broader family and community context in which nurturing care takes place, complement the framework, and together the framework and INSPIRE represent a key resource for countries and communities committed to realizing their children's potential to the fullest.

Figure 13. Parent and caregiver support: Percentage of countries where support is considered adequate to reach all in need by approach and country income level, 2018 (N=155 reporting countries)



Note. The income levels are based on 2018 World Bank classifications.

Approaches from the parent and caregiver support strategy were rated as receiving adequate support for reaching all in need by only 26% of responding countries. This may be because of costs, limited implementation capacity, or a lack of an immediate fit within existing sectors. However, there are now several evidence-based parent and caregiver programmes that have been designed in and for low-resource settings (17). The availability of such programmes suggests that these

approaches can lead to rapid prevention gains if countries can clearly allocate responsibility and resources for their implementation at scale.

Home visiting and centre-based parent support approaches received high-reach ratings from 39% and 48% of high-income countries respectively, compared to 10% to 17% of low- and lower-middle-income countries (see Figure 13).

Just a quarter of responding countries perceive support for home-visiting and centred-based parent and caregiver programmes as sufficient to reach all who need them



Case study.

Reducing parental physical punishment of children in Colombia

Conflict settings are often characterized by extreme levels of poverty, high unemployment, crime and violence. Children growing up in such situations are at increased risk of child maltreatment and consequent physical injuries and mental health problems. In the Colombian region of Chocó, where serious post-conflict challenges remain, parental use of violence against children is the norm, with 99% of caregivers reporting having used physical violence to discipline their children (87). However, as illustrated by the International Child Development Programme (ICDP), such high levels of violence are not inevitable and can be substantially reduced by providing support to parents and caregivers and helping them to develop positive, non-violent approaches to discipline (87).

ICDP Colombia provides community-based parent and caregiver training through locally trained ICDP facilitators. In Chocó, ICDP facilitators ran weekly meetings open to all parents and caregivers for a period of three months at the local community centre. The activity-based initiative required all participants – 176 parents of children aged 3–4 years who attended child centres – to carry out the desired actions themselves – through observations, self-evaluation and reporting back. The programme was tested for its effects on the use of violence to discipline children, intimate partner violence, and the prevalence of mental health problems. Six months after the parenting programme was complete, violence against children was reported to have decreased by 41%, intimate partner violence was significantly reduced, and among parents the prevalence of mental health issues dropped from 22% to 5% (87).

Norms and values approaches

Three approaches are included under the INSPIRE norms and values strategy:

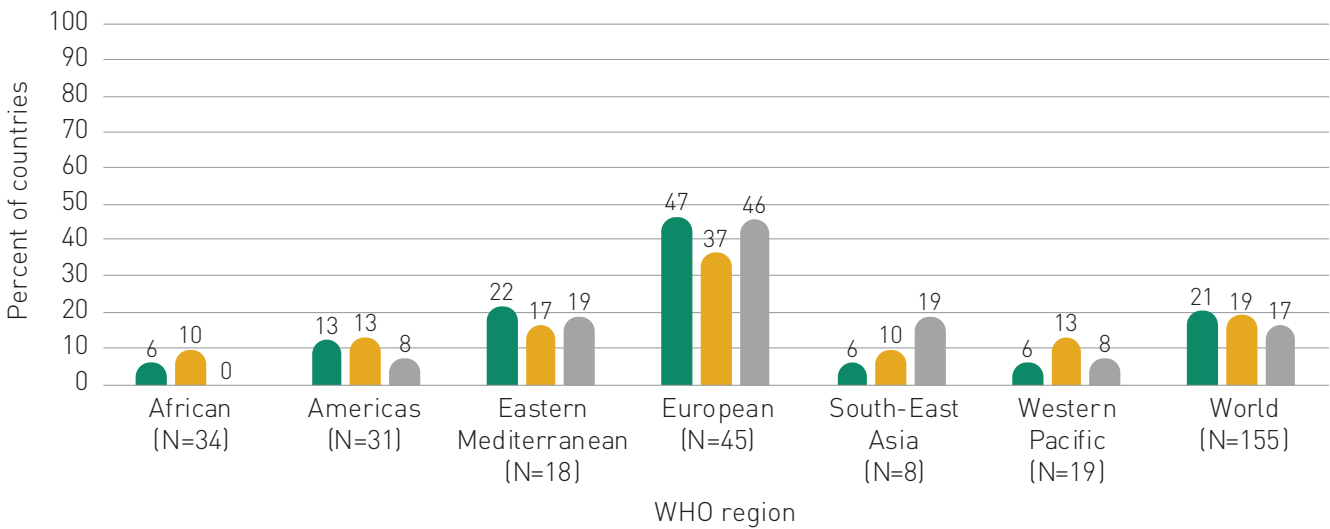
- Interventions to change adherence to restrictive and harmful gender and social norms that aim to change the social expectations that define appropriate behaviour for women and men.
- Community mobilization programmes that aim to change community attitudes, norms and behaviours that underlie power imbalances between men and women.

- Bystander interventions that are programmes or curricula in educational or community settings that teach skills to recognize and intervene in intimate partner violence, sexual assault or harassment and peer violence. By identifying and challenging norms that support sexual and intimate partner violence, the intervention promotes gender-equitable attitudes and norms of community responsibility for protection and prevention.

Some 20% of responding countries rated their support for each of the three approaches as adequate to reach all in need (see Figure 14).

Knowledge and attitudes are not enough to change behaviour if people do not know what else to do or if the risk of acting against social or gender norms feels too high

Figure 14. Norms and values: Percentage of countries where support is considered adequate to reach all in need by approach and WHO region, 2018 (N=155 reporting countries)



However, these global percentages are in large part a reflection of the substantially higher proportion of European countries that provided high-reach ratings for these approaches, with just 6–22% of countries in the other five regions considering their support adequate to reach all in need. In the African Region there were no countries that gave high-reach ratings for bystander interventions.

Of concern was that many of the reported gender and social norms-change initiatives appeared to be one-off or sporadically repeated public awareness campaigns. By themselves, stand-alone public awareness

campaigns have been proven ineffective in preventing violence against children. In contrast, small group, community mobilization and bystander intervention programmes that combine awareness raising with support for the uptake of pro-social alternatives to violence have shown significant prevention effects. For instance, recent studies show that participants in bystander programmes were more likely to recognize and intervene to prevent sexual violence (94, 95). In addition, these programmes have resulted in substantially decreased sexual harassment, dating violence, stalking, and a decrease in sexual violence perpetration (96).





Case study.

Changing harmful gender and social norms in Uganda

Uganda is among several sub-Saharan countries in Africa where high rates of HIV infection occur in part due to high rates of sexual violence. This has led to the prioritization of violence prevention within the broader response to HIV. Against this backdrop, the Uganda Ministry of Gender, Labour and Social Development and the Ministries of Education and Sports, Justice, and Health worked with local NGOs and international partners* to explore the effectiveness of a small group programme in altering gender and social norms supportive of sexual violence among adolescents. The project was conducted in Mityana District, which the Uganda Violence against Children Survey identified as having some of the highest prevalence rates of sexual violence in the country (97).

The small group intervention Coaching Boys to Men was implemented among a total of 1645 boys, over 80% of whom were aged 12–15 years, and all but 14% of whom were in school. Fifty-six coaches

from 25 schools and 10 community teams were trained in the intervention. Pre- and post-intervention measures showed that the percentage of boys not accepting any form of violence rose from 42% to 85%, and that readiness to intervene should they witness violence increased from 42% to 85%. Corresponding with these increases in positive norms and values in boys, the proportion of girls who reported experiencing sexual violence or harassment in the past year decreased from 95% to 71%, and the proportion who felt that school is a safe place increased from 44% to 89% (97). Although not from a randomized controlled trial (RCT) and therefore only suggestive of effectiveness, the Uganda findings are highly consistent with an RCT evaluation of Coaching Boys to Men in the USA (98,99).

*World Vision Uganda was the primary implementing partner, and the project was developed in collaboration with WHO, US CDC and PEPFAR.

Income and economic strengthening approaches

INSPIRE's income and economic strengthening strategy approaches have high potential for preventing violence against children and many other problems. Approaches include:

- Cash transfers: Money is given directly to people in need, either conditionally or unconditionally.
- Group savings and loans combined with gender equity training: Small groups pool money to make loans to each other and participate in gender equity training.
- Microfinance combined with gender norm training: Organizations provide small loans and skills training,

accompanied by gender norm training, to new entrepreneurs.

Countries need to allocate clear sectoral responsibility for their implementation at scale. However, evidence for the effectiveness of income and economic strengthening interventions in reducing violence against children remains less well-developed than for the other strategies (100).

Of the income and economic strengthening approaches, cash transfers were most frequently rated as having high-reach support, although this is the case for just 28% of countries overall, nearly half of which are upper-middle and high-income European countries where social protection can include a cash benefits component.



© World Bank/Arne Hoel



Support for group savings and loans, and microfinance (both in combination with gender equity training), is considered adequate to reach all in need by just 10% and 12% of countries respectively, most of which are lower-middle-income countries in Africa

Case study.

Combining income and economic strengthening with parenting support to reduce child maltreatment in Burkina Faso

Burkina Faso is among the least developed countries in the world. Between 2014 and 2017, a project involving female caregivers and children aged 10–15 years from 360 very poor families compared the effects on violence against children and intimate partner violence of an economic intervention alone; an economic intervention combined with family coaching; and being on a waiting list control group. The economic intervention by itself reduced intimate partner violence (101), while the combination of economic intervention with family coaching reduced the use of harsh parental discipline and physical and emotional violence against children in the home as well as intimate partner violence (101).

The income and economic strengthening intervention included the formation of a savings group and ensuring access to credit at reasonable interest

rates; livelihood planning training; seed capital grants for livelihood activities (e.g. selling produce, animal husbandry); and mentoring on livelihood development. The economic intervention was implemented over a 24-month period by the local arm of Trickle Up, an international NGO. The parenting support component was developed by the Burkina Faso Ministry of Social Action and delivered by Aide aux Enfants et aux Familles Démunies (ADEFAD), a local community-based organization. Family coaching sessions targeted all household members, including husbands, children, and other family members, and were delivered over a five-month period by ADEFAD field agents at the household during monthly mentoring visits. Topics addressed during the coaching included early and forced marriage; education; violence against children; child exploitation and the worst forms of child labour, and begging (101).

Safe environment approaches are among the least frequently supported at national level, with just 15–22% of all countries reporting high-reach support for hotspot interventions, violence interruption programmes and spatial modification

Safe environments approaches

Unlike most approaches from the other INSPIRE strategies that are explicitly aimed at reducing violence against children, the safe environment approaches address broader contextual risk and protective factors, have higher initial investment costs, and are among the least likely to be implemented with the sole aim of preventing violence against children. At the same time, they are also approaches which the emerging evidence base suggests have some of the highest potential for achieving sustainable gains in preventing violence against children and a broad array of other problems. Approaches include:

- Reducing violence by addressing “hot spots”: Anonymous hospital injury data are combined with crime reports to identify environments where violence is most likely to occur and to plan targeted interventions based

on the decisions of a multisectoral community safety partnership.

- Interrupting the spread of violence: Stops the spread of violence by training and supporting credible members of the community in detecting and interrupting conflicts, identifying and treating highest risk individuals, and changing social norms.
- Improving the built environment: Improves community safety and well-being through the design or modification of public spaces associated with elevated levels of risk for violence.

Safe environment approaches are especially suited to local-level implementation, and changes to the physical and social environment can influence individual and community behaviour by helping change people’s perceptions, attitudes and actions, encouraging positive behaviour, and reducing the risks of violence against and by children and adolescents.



© iStock.com/Alvaro Hernandez Sanchez



Case study.

Violence prevention through urban upgrading in Cape Town, South Africa

South African government policy on safety and security highlights “safety through environmental design” as a key approach to violence and crime prevention alongside interventions to enhance early childhood development, victim support services, and an effective criminal justice system (102). Exemplifying this is the Violence Prevention through Urban Upgrading (VPUU) programme underway in the Cape Town suburb of Khayelitsha. Home to some 390 000 citizens, Khayelitsha has high levels of concentrated poverty, poorly developed infrastructure and social services, and high rates of homicide and non-fatal violence affecting residents of all ages. VPUU began in September 2005 as a partnership between the City of Cape Town, the German Development Bank and the community of Khayelitsha, and as of 2019 is jointly funded by the Federal German Ministry for Economic Cooperation and Development, the City of Cape Town, and the National Treasury among others.

The VPUU approach includes intervening to modify the physical environment in terms of buildings, sports facilities, landscaping and surfacing, and social interventions such as early childhood development and a neighbourhood watch programme. While intended beneficiaries include Khayelitsha residents of all ages, emerging findings on the VPUU’s effectiveness are to date limited to adult self-reports of exposure to violence, selected mental health indicators, social cohesion and satisfaction with neighbourhood infrastructure. Using data from three community-based surveys conducted there in 2013, 2014 and 2015, it was found that respondents who lived within two kilometres of VPUU infrastructure experienced substantially less violence, showed fewer signs of depression, were more satisfied with the infrastructure in their neighbourhood, and had higher social cohesion scores than those who lived further than two kilometres from VPUU infrastructure (102).

Child protection services for victims of child maltreatment are considered sufficiently supported to reach all who need them by one third of countries overall

Response and support services

Approaches in the response and support services strategy include the following:

- Clinical inquiry combined with interventions: Protocols and training for service providers to recognize and ask about signs and symptoms of violence, and to refer victims to services and support.
- Counselling and therapeutic approaches: Mental health interventions to address symptoms or diagnoses of post-traumatic stress disorder, depression, or emotional and behavioural disorders related to experiencing or witnessing violence.
- Foster care interventions involving social welfare services: Alternative care programmes where foster and kinship families are supported by a range of services, improving outcomes for children.
- Treatment programmes for children in the juvenile justice system: Therapeutic interventions to help children change destructive thought-patterns and anti-social behaviour.

Approaches in this strategy received high-reach ratings more frequently than many other approaches. As was found in the education and life skills strategy, this is likely to reflect the clear fit between these approaches and the existing roles and responsibilities of the health and social welfare sector, where clear delivery mechanisms (e.g. health clinics and child protection service centres) are already established.

High-reach ratings for child protection services vary by region, from 57% in the Eastern Mediterranean Region to only 12% of countries in the African Region. Clinical services for child sexual violence victims have very similar levels of perceived support, with 35%

of countries overall giving high-reach ratings, and a regional range from 18% in the African Region to 53% in the European Region.

Many children who experience violence are unable or unwilling to disclose the fact. Health care workers who are on the frontline in providing care to children therefore have an especially important role to play in identifying children who may be victims of violence and engaging with the children (and where relevant their caregivers) in ways that can mitigate the harmful consequences for the child and prevent the recurrence of further violence. WHO guidelines on the health sector response to child and adolescent sexual abuse (103), and to child maltreatment (104) provide recommendations on what health care workers can do to realize their important contributions in responding to violence against children.

Mental health services are not widely available in several regions even though the need for them may be very high

A paucity of mental health professionals contributes to an overall low level of capacity to deliver mental health services. There are stark regional differences in the extent to which government respondents consider their support for mental health services as sufficient to reach all children in need of them. This ranges from 0% in the African Region to 50% in the South-East Asia Region. This low level of professional mental health capacity underlines the importance of developing mental health interventions for victims of violence that can be delivered by trained lay counsellors under professional supervision, as described in the INSPIRE handbook (17).



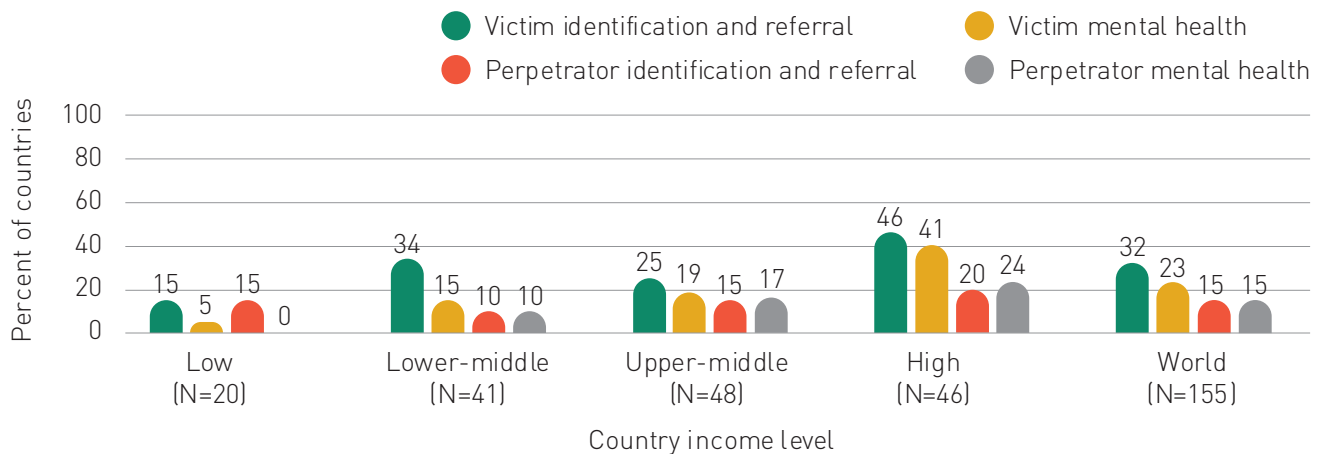
Case study.

Using response and support services to break the cycle of violence in Bolivia

In Bolivia's Cochabamba valley the A Breeze of Hope (ABH) foundation provides life-changing health and legal services to child and adolescent victims of sexual violence. ABH ensures access to physical and psychological health services plus legal assistance. A primary aim is to restore the rights and lives of children who have suffered sexual violence by providing professional psychological support, comprehensive legal accompaniment, and wide-ranging social services to survivors and their families. ABH also aims at prevention by modifying social norms that enable sexual violence against children and by advocating for policy and legal reform (23).

From its inception in 2004 until the end of 2016, ABH provided free, comprehensive services to over 1500 child and adolescent victims of sexual violence; achieved and maintained a conviction rate of 96% in the court trials in which they have participated (as compared to the 2% conviction rate before ABH existed), and trained more than 100 000 participants in conferences, workshops, and postgraduate courses. In 2016, ABH also created the Youth Network Against Sexual Violence, in which young people themselves lead advocacy and media outreach and peer-to-peer contact at schools, community events, and fairs (23).

Figure 15. Victim and perpetrator services: Percentage of countries where support is considered adequate to reach all in need by country income level, 2018 (N=155 reporting countries)



Note. The income levels are based on 2018 World Bank classifications.

Perpetrator services receive far less support than victim services

The importance of providing services for perpetrators of violence is underlined by the fact that many perpetrators are themselves likely to have been victims of violence, and children and parents (especially mothers) are among the most frequent perpetrators of violence against children. Effective interventions to reduce the likelihood of such individuals engaging in repeat acts of violence exist (17) and should therefore be made available to all who need them along with treatment for co-existing mental and physical health problems (e.g. depression, alcohol and drug abuse).

A 2018 global review of 51 studies found that of the interventions available to parents who maltreated children aged 0–5 years involved with child protection services, parenting interventions were the most frequently offered, and that these generally aimed to improve

parenting practices, the relationship between parent and child, and/or attachment security, along with reducing child abuse and/or neglect (105). A 2019 systematic review to identify the optimal combinations of parenting intervention components to reduce physical child abuse recurrence found that alternative punishment strategies and parental self-management strategies are likely to be critical (106). For child perpetrators of violence, programmes such as Reasoning and Rehabilitation (implemented to date in some 20 mainly high-income countries) have been shown to reduce recidivism among adolescent and young adult offenders (17).

There are sharp differences in the extent of perceived high-reach support for victim versus perpetrator approaches by country income level (see Figure 15). The proportion of victim and perpetrator services considered to be reaching all who need them generally rises with increased country-income level.

Victim service approaches are twice as likely as perpetrator service approaches to be considered as reaching all who need them

Chapter 4

The way forward

It is estimated that up to 1 billion children are affected by violence each year, with negative consequences that can last a lifetime and which have enormous human, social and economic costs. This report shows that many of the 155 countries that participated in this report are taking some action to support evidence-based efforts to prevent violence against children. However, government officials from these same countries acknowledge that their efforts are clearly insufficient to achieve SDG Target 16.2 on ending all forms of violence against children, and related SDG 4, 5 and 16 targets.

If all forms of violence against children are to be prevented, then all children and the adults they interact with must be reached by appropriate, effective interventions. However, the 155 participating countries reported that while laws banning violence against children and reducing access to alcohol and firearms are widely enacted, they are rated as inadequately enforced. Of the prevention approaches, only school enrolment is rated as reaching all in need by just over half of the countries. The remaining approaches are seen as reaching all in need by between 10–41% of countries. Of the response and

support approaches, victim services are rated as reaching all who need them by only a third of countries, and perpetrator services as reaching all who need them by just 15% of countries.

A multifaceted approach is required to establish effective and long-lasting mechanisms that can support evidence-based policies, laws and programmes for ending violence against children. At the strategy level, government support efforts are most frequently reported for the implementation and enforcement of laws, and less frequently for strategies that address the underlying causes, such as parent and caregiver support, safe environment approaches, and income and economic strengthening.

Laws alone cannot end violence, and to balance their contribution requires that the roles of other sectors – including but not limited to education, health and social development – be recognized and fully developed. The INSPIRE strategies and accompanying implementation support tools provide clear guidance on how to do so. UNESCO, UNICEF and WHO have all been mandated by Member States to assist countries in building their sectoral and multisectoral capacity to prevent and respond to

None of the INSPIRE approaches is perceived as receiving sufficient government support to reach all or nearly all who need them



© UN Photo/Helena Mulkerens

violence against children, and the End Violence partnership has 29 pathfinding countries (at the time of writing) where governments have committed at the highest level to ending violence.

Strengths and limitations

The *Global status report on preventing violence against children 2020* offers a broad view of the global, regional and national response to the challenges of meeting the SDG targets to end violence against children. It is unique in showing what countries report by way of prevention support measures and what government officials perceive as the adequacy of this support for reaching all who should be reached by the INSPIRE strategies and approaches. Formal clearance means that governments own the findings, and therefore that they will be motivated to act on them by filling prevention gaps and improving programme effectiveness where indicated.

Wherever possible, government responses were validated with reference to supporting documents requested from countries, and many responses were revised following the review of draft questionnaires by WHO Regional Office and Headquarters technical staff. In addition, independent databases containing the same information as requested by several survey questions were used to triangulate the draft responses, leading once again to revisions in several cases.

The response rate of 155 countries is substantially higher than the 133 countries that participated in the *Global status report on violence prevention 2014* (107). This increased response rate reflects the greater attention that violence against children is receiving in the SDG era. Another notable strength was the opportunity represented by the data collection process to train government officials in the use of INSPIRE strategies to address violence against children. All NDCs received online training that included an overview of INSPIRE and relevant UN policy processes, and all government

respondents were provided with a detailed glossary defining the INSPIRE strategies and approaches.

Data collection involved the use of self-administered questionnaires completed by respondents before discussion in the consensus meetings. This can introduce several potential biases. However, respondents were also asked to provide evidence to support their responses and this was reviewed during the validation process. Questions about the extent of law enforcement and reach of programmes were subjective, involving respondent ratings of perceived enforcement and perceived reach. A major limitation is the possibility that the responses overestimated the extent of law enforcement, and the degree to which government support for the INSPIRE approaches was sufficient to reach all or nearly all in need of the interventions.

While the survey method assessed the existence of national action plans, policies, prevention programmes, laws and victim services, it did not assess their quality. For instance, the survey asked about types of programmes but did not gather information on the specific programmes implemented in countries (e.g. the extent to which programmes delivered are those with documented evidence of effectiveness or, at a minimum, whether the programmes implemented include evidence-based principles and practices). Concerning laws, the report did not evaluate the quality of legislation (e.g. exact scope, quality of legislative texts, political neutrality, flexibility or enforceability).

Finally, the survey did not attempt to assess the existence of government support for combinations of approaches from two or more INSPIRE strategies. Emerging evidence (see case study, page 44) suggest that approaches from multiple strategies can have synergistic effects that reduce negative outcomes

and increase positive functioning across several SDG domains.

Recommendations

Because government decision-makers and programme planners are the primary target audience for this report, national-level recommendations are prioritized. Ensuring that they are acted upon should be the goal of government and nongovernment partners at national and local levels. A second set of global recommendations highlight research priorities and networking opportunities that can support national action.

National recommendations

Promote good governance and coordination

The report found while intersectoral collaboration appeared to be present in most countries, there did not seem to be a designated lead agency taking responsibility for leadership and intersectoral coordination. Therefore, these recommendations are intended to ensure that the prevention potential of multisectoral action is fully realized and that there is also clear leadership and accountability.

- Governments must ensure that an appropriately resourced agency is explicitly mandated to coordinate multisectoral action to end violence against children.
- Governments are encouraged to clearly mandate ministerial line responsibility for the delivery of those INSPIRE strategies – norms and values, parent and caregiver support, safe environments and income and economic strengthening – which may not be clearly aligned with existing sectoral roles and responsibilities.

- Wherever possible, governments should ensure that INSPIRE strategies and approaches are integrated into national policy frameworks, and countries should capitalize on the violence prevention potential of the economic, education, employment, health and social development sectors by explicitly considering how policies in these sectors can be used to reduce risk factors for violence and strengthen those that protect against it.
- Wherever it can help to advance effective prevention, governments should involve and empower children, including through their ethical, inclusive and meaningful participation in evidence-based initiatives.

..... **Prioritize data collection and national action plans**

A high proportion of countries (83%) have data from nationally representative surveys, but only 21% of countries have action plans with violence against children prevalence indicators accompanied by baseline and target values. Furthermore, few action plans have clear goals, details about sectoral implementation responsibilities, or costings.

Countries should prioritize collection of data on key violence-related indicators as part of regular SDG reporting and use these to set measurable targets in data-driven national action plans.

- Countries that have yet to conduct nationally representative surveys including questions on violence against children should prioritize the initiation of such surveys. It is recommended that countries should aim to conduct at least two surveys during the Decade of Action for

the SDGs. In doing so, they should ensure that the survey content and methodology are consistent with existing best practice examples of multi-country studies, such as the Global School-based Student Health Survey, the Multiple Indicator Cluster Survey, and the Violence against Children Survey; and that strict ethical protocols are followed during data collection to ensure the protection of all those involved.

- Homicide data collection must be improved, and low- and lower-middle-income countries must do more to ensure that such data can be disaggregated by age so that the number of child homicides can be counted.
- As part of the UN Decade of Action, all countries that have yet to do so should draft and implement plans to reduce violence against children that are rooted in INSPIRE and, using the nationally representative data available to them, ensure that the plans include timebound targets for both percentage reductions in prevalence and percentage increases in the scale-up and reach of evidence-based approaches.
- Existing national action plans should be critically reviewed against best practice standards and where necessary revised to ensure that they are specific, measurable, achievable, relevant and timebound.
- Governments should invest more in monitoring the uptake, reach and impact of evidence-based prevention and response approaches to balance the focus on measurement of the problem with equal attention to the measurement of solutions.

Strengthen legislative frameworks

The report shows that most countries have laws in place to prohibit all forms of violence against children, and laws that address key risk factors (e.g. preventing alcohol misuse and youth access to firearms). However, these laws tend to lack quality and adequate enforcement. It is therefore important that governments ensure:

- universal legal protections for children;
- laws meet best practice standards;
- a renewed commitment to the implementation and enforcement of laws.

Use evidence to enhance the effectiveness of prevention and service programming

Governments should draw upon the evidence-based solutions presented in the INSPIRE strategies that provide a collection of proven and promising approaches.

- Governments must assess the extent to which their existing support for violence prevention programming is fully consistent with the INSPIRE evidence-based solutions.
- Governments, where necessary, should use the INSPIRE technical guidance to revise their support to ensure it promotes actions consistent with those in INSPIRE.

Ensure adequate funding

Funding for evidence-based approaches to ending violence against children must be increased and be embedded in medium-term expenditure frameworks at national and subnational levels.

- Governments must, where necessary, conduct reviews to ascertain why existing national action plans are inadequately funded and address these problems.
- Governments must draw up new budgets for implementation of the INSPIRE strategies and make the requisite funds available, avoiding any pandemic-related cuts to social welfare and child protection budgets. These new budgets should take into consideration the broad range of economic costs and consequences of violence across the multiple sectors that bear these costs, and the budgets should be commensurate with these costs and the very large potential savings that effective violence prevention can yield.

Global recommendations

Ensure full use of international support mechanisms by countries

Participation by governments in international mechanisms designed to assist countries in promoting the uptake and impact of evidence-based practice at national and local levels should be increased. Governments are encouraged to join the End Violence partnership as pathfinder countries, and to participate in the closely linked INSPIRE Implementation Working Group, a technical network and community of practice dedicated to supporting INSPIRE uptake and monitoring.

- As part of the UN Decade of Action, pathfinder countries – under the umbrella of the End Violence partnership – should be encouraged to submit plans for accelerated actions to end violence against children to the UN ahead of the annual SDG Action Platform, with the

Governments should initiate policy dialogues to review the status of their violence against children prevention activities with relevant stakeholders from government, NGOs and international partners, using the country profiles and national recommendations included in this report as starting points

aim of demonstrating measurable change by the second SDG Summit in 2023.

- Countries should be encouraged and supported to work with international partners to agree on a set of voluntary performance targets to track the implementation, reach and impact of INSPIRE strategies and approaches.
- Further global status reports on preventing violence against children should be published in 2025 and 2030 to track changes in the uptake of and support for the INSPIRE strategies and approaches against the voluntary performance targets.
- Partnerships with actors working on other SDGs – especially health, education, social protection – should be strengthened.

..... Increase funding for evidence-based prevention

Donor funding to support INSPIRE implementation in low- and middle-income countries must be increased, particularly for strategies with a strong evidence-base (e.g. parenting and caregiver support), and mechanisms to ensure that such funds are effectively implemented must be established. In countries deemed eligible for such funding, these should include, where needed, the provision of technical support for the development of national action plans and technical capacity building.

..... Strengthen implementation research

Support for high-quality implementation research must be increased, and more of this research must be conducted in low- and middle-income countries.

Implementation research should focus on:

- how to take the INSPIRE approaches to scale, including through the identification of light, low-cost delivery options;
- the role of INSPIRE and subsets of INSPIRE strategies and approaches to accelerate progress towards multiple SDG goals and targets;
- building links between preventing violence against women and preventing violence against children since accelerated reductions in violence will be achieved if both are tackled together;
- building a case for investment for each INSPIRE strategy, identifying unit costs for implementation in low-, middle-, and high-income settings, and calculating the financing gap.

Conclusion

This *Global status report on preventing violence against children 2020* shows that many countries have begun to implement prevention programmes and victim services, and to develop national action plans, policies and laws required to support violence prevention programmes and response efforts that are consistent with the INSPIRE evidence-based solutions. But while countries are investing in prevention, decision-makers in every country accept they need to scale up their efforts. The seven INSPIRE strategies and their approaches, coupled with the implementation support mechanisms that have grown around them, provide a framework and tools to bridge this gap. The UN Decade of Action provides a timeframe for action and underlines the need to act now, and with a new sense of urgency.

References

1. Krug EG, Dahlberg LL, Mercy JA, Zwi AB, Lozano R, editors. World report on violence and health. Geneva: World Health Organization; 2002.
2. Preventing suicide: a global imperative. Geneva, World Health Organization, 2014.
3. Mercy JA, Butchart A, Rosenberg ML, Dahlberg L, Harvey A. Preventing violence in developing countries: a framework for action. *International Journal of Injury Control and Safety Promotion*. 2008;15:4:197–208.
4. Bellis MA, Hardcastle K, Hughes K, Wood S, Nurse J. Preventing violence, promoting peace: a policy toolkit for preventing interpersonal, collective and extremist violence. London: Commonwealth Secretariat; 2017.
5. INSPIRE: Seven strategies for ending violence against children. Geneva: World Health Organization; 2016.
6. United Nations General Assembly. 74/4. Political declaration of the high-level political forum on sustainable development convened under the auspices of the General Assembly. New York: United Nations; 2019 (<https://digitallibrary.un.org/record/3829888?ln=en>, accessed 17 March 2020).
7. Hillis S, Mercy J, Amobi A, Kress H. Global prevalence of past-year violence against children: a systematic review and minimum estimates. *Pediatrics*. 2016;137(3):e20154079.
8. Behind the numbers: ending school violence and bullying. Paris: United Nations Educational, Scientific and Cultural Organization; 2019.
9. Hidden in plain sight: A statistical analysis of violence against children. New York: United Nations Children's Fund; 2014.
10. A familiar face: violence in the lives of children and adolescents. New York: United Nations Children's Fund; 2017.
11. Stoltenborgh M, Bakermans-Kranenburg MJ, Alink LRA, van IJzendoorn MH. The universality of childhood emotional abuse: a meta-analysis of worldwide prevalence. *Journal of Aggression, Maltreatment and Trauma*. 2012;21(8):870–890.
12. Peterson C, Florence C, Klevens J. The economic burden of child maltreatment in the United States, 2015. *Child Abuse and Neglect*. 2018;86:178–183.
13. Fang X, Fry D, Brown D, Mercy J, Dunne M, Butchart A et al. The burden of child maltreatment in the East Asia and Western Pacific Region. *Child Abuse and Neglect*. 2015;42:146–62.
14. Clark H, Coll-Seck AM, Banerjee A, Peterson S, Dalglis SL, Ameratunga S et al. A future for the world's children? A WHO-UNICEF-Lancet Commission. *Lancet*. 2020;395:605–658.
15. United Nations General Assembly. Convention on the Rights of the Child. General Assembly Resolution 44/25, 20 November 1989. New York; United Nations General Assembly; 1989.
16. World report on violence against children. Geneva: United Nations; 2006.
17. INSPIRE handbook: action for implementing the seven strategies. Geneva: World Health Organization; 2018.
18. INSPIRE indicator guidance and results framework – ending violence against children: how to define and measure change. New York: United Nations Children's Fund; 2018.
19. Moody G, Cannings-John R, Hood K, Kemp A, Robling M. Establishing the international prevalence of self-reported child maltreatment: a systematic review by maltreatment type and gender. *BMC Public Health*. 2018 Oct 10;18(1):1164.

20. Nadkarni A, Dean K, Weiss HA, Patel V. Prevalence and correlates of perpetration of violence among young people: a population-based survey from Goa, India. *Asia Pacific Journal of Public Health*. 2015 Mar;27(2):NP2512–20.
21. Friasa M, Finkelhor D. Victimization of Mexican youth (12–17 years old): a 2014 national survey. *Child Abuse and Neglect*. 2017;67:86–97.
22. Turner HA, Shattuck A, Finkelhor D, Hamby S. Polyvictimization and youth violence exposure across contexts. *Journal of Adolescent Health*. 2016 Feb;58(2):208–214.
23. Ligiero D, Hart C, Fulu E, Thomas A, Radford L. What works to prevent sexual violence against children: evidence review. Washington DC: Together for Girls; 2019.
24. Safe to learn during COVID-19: Recommendations to prevent and respond to violence against children in all learning environments. New York: Safe to Learn/End Violence Against Children; 2020 (https://www.end-violence.org/sites/default/files/paragraphs/download/STL%20COVID%2019%20FINAL_.pdf?fbclid=IwAR35fejOUsvObFNOxhMutSAhtUI01S-g7gSidb1CtOoV9gQqOtbozPt9wLI, accessed 14 May 2020).
25. End Violence Against Children Leaders' Statement. Violence against children: a hidden crisis of the COVID-19 pandemic. New York, NY: End Violence against Children; 2020 (https://www.who.int/docs/default-source/coronaviruse/ending-violence-in-a-time-of-covid-19---join-statement.pdf?sfvrsn=1cbd99f0_2, accessed 14 May 2020).
26. Peterman A, Potts A, O'Donnell M, Thompson K, Shah N, Oertelt-Prigione S et al. Pandemics and Violence Against Women and Children. Center for Global Development Working Paper 528. Washington, DC: Centre for Global Development; 2020 (<https://www.cgdev.org/publication/pandemics-and-violence-against-women-and-children>, accessed 14 May 2020).
27. Usher K, Bhullar N, Durkin J, Gyamfi N, Jackson D. Family violence and COVID-19: increased vulnerability and reduced options for support. *International Journal of Mental Health Nursing*. First published 20 April 2020 (<https://doi.org/10.1111/inm.12735>, accessed 14 May 2020).
28. Eisner M, Nivette A. Violence and the pandemic: urgent questions for research. New York, NY: Harry Frank Guggenheim Foundation; 2020 (<https://www.hfg.org/Violence%20and%20the%20Pandemic.pdf>, accessed 14 May 2020).
29. Douglas M, Katikireddi SV, Taulbut M, McKee M, McCartney G. Mitigating the wider health effects of COVID-19 pandemic response. *BMJ*. 2020;369:m1557.
30. Lee J. Mental health effects of school closures during COVID-19. *Lancet Child Adolescent Health*. 2020 ([https://doi.org/10.1016/S2352-4642\(20\)30109-7](https://doi.org/10.1016/S2352-4642(20)30109-7), accessed 14 May 2020).
31. Catching the virus: cybercrime, disinformation and the COVID-19 pandemic. The Hague: European Union Agency for Law Enforcement Cooperation; 2020 (<https://www.europol.europa.eu/publications-documents/catching-virus-cybercrime-disinformation-and-covid-19-pandemic>, accessed 14 May 2020).
32. Fetters A, Khazan O. The worst situation imaginable for family violence. *The Atlantic*. 8 May 2020 (<https://www.theatlantic.com/family/archive/2020/05/challenge-helping-abuse-victims-during-quarantine/611272/>, accessed 14 May 2020).
33. Allen Ebrahimian B. China's Domestic Violence Epidemic. *Axios* [website]. (<https://www.axios.com/china-domestic-violence-coronavirus-quarantine-7b00c3ba-35bc-4d16-afdd-b76ecfb28882.html>, accessed 14 May 2020).
34. L'Union Confinement: les appels à «Allô enfance en danger» en hausse de 20% [calls to "Hello, Child in Danger" up 20%]. *L'Union*. 9 April 2020 (<https://www.lunion.fr/id144301/article/2020-04-09/confinement-les-appels-allo-enfance-en-danger-en-hausse-de-20>, accessed 14 May 2020).
35. Coronavirus lockdown: increase in incidents of domestic violence, 30% of calls to childline pertain to abuse or violence. *Opindia* [website]. 9 April 2020 (<https://www>.

- opindia.com/2020/04/coronavirus-lockdown-domestic-violence-child-abuse-child-helpline-calls/, accessed 14 May 2020).
36. Van Dyk J. Home sweet hell: calls for help surge from women locked down with abusers. *News 24* [website]. 14 April 2020 (<https://www.news24.com/SouthAfrica/News/home-sweet-hell-calls-for-help-surge-from-women-locked-down-with-abusers-20200414>, accessed 14 May 2020).
 37. Ajam K. How children are increasingly vulnerable during the lockdown. *Saturday Star*. 13 April 2020 (<https://www.iol.co.za/saturday-star/news/how-children-are-increasingly-vulnerable-during-the-lockdown-46644992>, accessed 14 May 2020).
 38. Morgan T. Coronavirus: child abuse calls to NSPCC up 20% since lockdown. *BBC Wales*. 30 April 2020 (<https://www.bbc.com/news/uk-wales-52473453>, accessed 14 May 2020).
 39. Weale S. Fears for child welfare as protection referrals plummet in England. *The Guardian*. 8 April 2020 (<https://www.theguardian.com/society/2020/apr/08/fears-for-child-welfare-as-protection-referrals-plummet-in-england>, accessed 14 May 2020).
 40. Welch M, Haskins R. What COVID-19 means for America's child welfare system. Washington, DC: The Brookings Institution; 30 April 2020 (<https://www.brookings.edu/research/what-covid-19-means-for-americas-child-welfare-system/>, accessed 14 May 2020).
 41. Magee P. Child trauma is one of many unseen harms from shutting down America's schools. *Stat News*. 7 May 2020 (<https://www.statnews.com/2020/05/07/child-trauma-unseen-harms-shutting-down-schools/>, accessed 14 May 2020).
 42. Gray S. Experts predict increases in child abuse during pandemic. *Yale News*. 16 April 2020 (<https://yaledailynews.com/blog/2020/04/16/experts-predict-increases-in-child-abuse-during-pandemic/>, accessed 14 May 2020).
 43. Galea S, Merchant MR, Lurie N. The mental health consequences of COVID-19 and physical distancing. The need for prevention and early intervention. *JAMA Intern Med*. 2020. doi:10.1001/jamainternmed.2020.1562.
 44. United Nations Policy Brief: The impact of COVID-19 on children. United Nations; 15 April 2020 (https://www.un.org/sites/un2.un.org/files/policy_brief_on_covid_impact_on_children_16_april_2020.pdf, accessed 14 May 2020).
 45. Stay safe at home. Stay safe online [website]. New York, NY: End Violence against Children; 2020 (<https://www.end-violence.org/safeonlinecovid>, accessed 14 May 2020).
 46. Cluver L, Lachman JM, Sherr L, Wessels I, Krug E, Rakotomalala S et al. Parenting in a time of COVID-19. *Lancet*, Published online March 25, 2020 ([https://doi.org/10.1016/S0140-6736\(20\)30736-4](https://doi.org/10.1016/S0140-6736(20)30736-4), accessed 14 May 2020).
 47. Parenting in the time of COVID-19. Geneva: World Health Organization; 2020 (<https://www.who.int/emergencies/diseases/novel-coronavirus-2019/advice-for-public/healthy-parenting>, accessed 14 May 2020).
 48. Wincentak K, Connolly J, Card N. Teen dating violence: a meta-analytic review of prevalence rates. *Psychology of Violence*. 2017;7(2):224–241.
 49. Violence against Children Surveys: Country Reports. US Centers for Disease Control and Prevention [website]. (<https://www.cdc.gov/violenceprevention/childabuseandneglect/vacs/reports.html> accessed 25 March 2020)
 50. Mercy JA, Hillis S, Butchart A, Bellis MA, Ward C, Fang X, Rosenberg M. Interpersonal violence: global impact and paths to prevention. In: Mock CN, Nugent R, Kobusingye O, Smith KR. *Disease Control Priorities, Third Edition: Volume 7. Injury prevention and environmental health* (pp.71–96). Washington, DC: World Bank; 2017.

51. Fang X, Fry DA, Ji K, Finkelhor D, Chen J, Lannen P, Dunne MP. The burden of child maltreatment in China: a systematic review. *Bulletin of the World Health Organization*. 2015; 93:176–185.
52. Fry D, Fang X, Elliott S, Casey T, Zheng X, Lib J, Floriana L, McCluskey G. The relationships between violence in childhood and educational outcomes: a global systematic review and meta-analysis. *Child Abuse and Neglect*. 2018 Jan;75:6–28.
53. Hughes K, Bellis MA, Hardcastle KA, Sethi D, Butchart A, Mikton P, Jones L, Dunne MP. The effect of multiple adverse childhood experiences on health: a systematic review and meta-analysis. *Lancet Public Health*. 2017;2:e356–366.
54. Fulu E, Miedema S, Roselli T, McCook S, Chan KL, Haardörfer R, Jewkes R; UN Multi-country Study on Men and Violence study team. Pathways between childhood trauma, intimate partner violence, and harsh parenting: findings from the UN Multi-country Study on Men and Violence in Asia and the Pacific. *Lancet Global Health*. 2017;5(5):e512–e522.
55. RESPECT women: Preventing violence against women. Geneva: World Health Organization; 2019.
56. Bellis MA, Hughes K, Ford K, Ramos Rodriguez G, Sethi D, Passmore J. Life course health consequences and associated annual costs of adverse childhood experiences across Europe and North America: a systematic review and meta-analysis. *Lancet Public Health*. 2019;4(10), E517–E528.
57. Fang X, Zheng X, Fry DA, Ganz G, Casey T, Hsiao C et al. The economic burden of violence against children in South Africa. *International Journal of Environmental Research and Public Health*. 2017 Nov;14:1431
58. Zheng X, Fang X, Fry DA, Ganz G, Casey T, Hsiao C, Ward CL. Association of child maltreatment with South African adults' wages: evidence from the Cape Area Panel Study. *Health Economics Review*. 2018;8:20.
59. Hsiao C, Fry DA, Ward CL, Ganz G, Casey T, Zheng X, Fang X. Violence against children in South Africa: the cost of inaction to society and the economy. *BMJ Global Health*. 2018; 3:e000573.
60. Finkelhor D, Saito K, Jones L. Updated trends in child maltreatment, 2014. Durham, NH: Crimes against Children Research Center; 2016.
61. Violence against Children Surveys (VACS): Linking VACS data to cross-sector action planning to address violence against children data to action tool. No date. (https://www.togetherforgirls.org/wp-content/uploads/2018/02/2016-10-24-VACS_D2ATool.compressed.pdf accessed 17 March 2020).
62. Gray J, Jordanova Pesevska D, Sethi D, Ramiro González MD, Yon Y. Handbook on developing national action plans to prevent child maltreatment. Copenhagen: Regional Office for Europe of the World Health Organization; 2016.
63. Government point of contact manual. Open Government Partnership; 2017 (https://www.opengovpartnership.org/wp-content/uploads/2017/03/OGP_POC-Manual_2017_EN.pdf accessed 17 March 2020).
64. Kardefelt-Winther D, Maternowska C. Addressing violence against children online and offline. *Nature Human Behaviour*. 2019;4:227–230 (<https://doi.org/10.1038/s41562-019-0791-3> accessed 17 March 2020).
65. Indicators and a monitoring framework for the Sustainable Development Goals. New York: Sustainable Development Solutions Network; 2015.
66. Quantitative road safety targets. Brussels: European Commission, Directorate General for Transport; 2018.
67. Global status report on road safety 2018. Geneva: World Health Organization; 2018.

68. Assessing national capacity for the prevention and control of noncommunicable diseases: report of the 2017 global survey. Geneva: World Health Organization; 2018.
69. Economist Intelligence Unit. Shining light on the response to child sexual abuse and exploitation [website]. (<https://outoftheshadows.eiu.com/>, accessed 2 February 2020).
70. Global Initiative to End all Corporal Punishment of Children [website]. (<https://endcorporalpunishment.org/> accessed 2 February 2020).
71. Elgar FJ, Donnelly PD, Michaelson V, Gariépy G, Riehm KE, Walsh SD, Pickett W. Corporal punishment bans and physical fighting in adolescents: an ecological study of 88 countries. *BMJ Open*. 2018;e021616.
72. Eck RH. Patterns of alcohol use and harms among youth and correlations with alcohol policies in low- and middle-income countries [thesis]. Baltimore, MD: Johns Hopkins University; 2018 (<http://jhir.library.jhu.edu/handle/1774.2/61072> accessed 17 March 2020).
73. Alcohol policy impact case study. The effects of alcohol control measures on mortality and life expectancy in the Russian Federation. Copenhagen: WHO Regional Office for Europe; 2019.
74. Global status report on alcohol and health 2018. Geneva: World Health Organization; 2018.
75. Anderson DM, Sabia JJ. Child-access-prevention laws, youths' gun carrying, and school shootings. *Journal of Law and Economics*. 2018 August;61(3):489–524.
76. Ghiani M, Hawkins SS, Baum CF. Gun laws and school safety. *Journal of Epidemiology and Community Health*. 2019;73:509–515.
77. Cluver LD, Orkin FM, Campeau L, Toska E, Webb D, Carlqvist A, Sherr L. Improving lives by accelerating progress towards the UN Sustainable Development Goals for adolescents living with HIV: a prospective cohort study. *Lancet Child Adolescent Health*. 2019 Apr;3(4):245–254.
78. Devries KM, Knight L, Allen E, Parkes J, Kyegombe N, Naker D. Does the Good Schools Toolkit reduce physical, sexual and emotional violence, and injuries, in girls and boys equally? A cluster-randomised controlled trial. *Prevention Science*. 2017 Oct;18(7):839–853.
79. Merrill KG, Knight L, Namy S, Allen E, Naker D, Devries KM. Effects of a violence prevention intervention in schools and surrounding communities: Secondary analysis of a cluster randomised-controlled trial in Uganda. *Child Abuse and Neglect*. 2018 Oct;84:182–195.
80. Shek DTL, Zhu X, Leung JTY, Lee TY, Wu FKY. Evaluation of the Project P.A.T.H.S. in Mainland China: Findings Based on Student Diaries. *Research on Social Work Practice*. 2019;29(4):410–419.
81. Niolon PH, Vivolo-Kantor AM, Tracy AJ, Latzman NE, Little TD, DeGue S et al. An RCT of Dating Matters: Effects on teen dating violence and relationship behaviors. *American Journal of Preventive Medicine*. 2019;57(1):13–23.
82. Vivolo-Kantor AM, Niolon PH, Tracy A, Latzman NE, Little TD, DeGue S et al. Middle school effects of the Dating Matters® comprehensive approach on peer violence, bullying, and cyber-bullying: a cluster-randomized controlled trial. *Prevention Science* [advance online publication; <https://link.springer.com/article/10.1007/s11121-019-01071-9>].
83. Estefan LF, Vivolo-Kantor AM, Niolon PH, Tracy AJ, Latzman N, Little TD et al. Effects of the Dating Matters® comprehensive prevention model on delinquent behaviors in middle school youth: a cluster-randomized controlled trial. *Prevention Science*. 2019 Dec;12. doi: 10.1007/s11121-019-01071-9 [Epub ahead of print].

84. Greco G, Knight L, Ssekadde W, Namy S, Naker D, Devries K. Economic evaluation of the Good School Toolkit: an intervention for reducing violence in primary schools in Uganda. *BMJ Global Health*. 2018 Apr;17;3(2):e000526.
85. Persson M, Wennberg L, Beckman L, Salmivalli C, Svensson M. The cost-effectiveness of the Kiva antibullying program: results from a decision-analytic model. *Prevention Science*. 2018 Aug;19(6):728–737.
86. Safe to Learn. End Violence against Children [website]. (<https://www.end-violence.org/safe-to-learn> accessed 25 March 2020)
87. Skar AS, Sherr L, Macedo A, von Tetzchner S, Fostervold KI. Evaluation of parenting interventions to prevent violence against children in Colombia: a randomized controlled trial. *Journal of Interpersonal Violence*. 2017;Nov. doi: 10.1177/0886260517736881.
88. Ward CL, Wessels IM, Lachman JM, Hutchings J, Cluver LD, Kassanjee R et al. Parenting for Lifelong Health for young children: a randomized controlled trial of a parenting program in South Africa to prevent harsh parenting and child conduct problems. *Journal of Child Psychology and Psychiatry*. 2019;Sep 19. doi: 10.1111/jcpp.13129. [Epub ahead of print]
89. Cluver LD, Meinck F, Steinert JI, Shenderovich Y, Doubt J, Herrero Romero R et al. Parenting for Lifelong Health: a pragmatic cluster randomised controlled trial of a non-commercialised parenting programme for adolescents and their families in South Africa. *BMJ Global Health* 2017;3:e000539.
90. Redfern A, Cluver LD, Casale M, Steinert JI. Cost and cost-effectiveness of a parenting programme to prevent violence against adolescents in South Africa. *BMJ Global Health*. 2019 May; 9;4(3):e001147.
91. Alampay LP, Lachman JM, Landoy BV, Madrid BJ, Ward CL, Hutchings J et al. Preventing child maltreatment in low- and middle-income countries: Parenting for lifelong health in the Philippines. In: *Developmental Science and Sustainable Development Goals for Children and Youth*. Social Indicators Research Series. Volume 74;277–293.
92. van der Put CE, Assink M, Gubbels J, Boekhout van Solinge NF. Identifying effective components of child maltreatment interventions: a meta-analysis. *Clinical Child and Family Psychology Review*. 2018;21:171–202.
93. Nurturing care for early childhood development: a framework for helping children survive and thrive to transform health and human potential. Geneva: World Health Organization; 2018.
94. Kettrey HH, Marx RA. The effects of bystander programs on the prevention of sexual assault across the college years: a systematic review and meta-analysis. *Journal of Youth and Adolescence*. 2019, February;48(2):212–227.
95. Jouriles EK, Krauss A, Vu NL, Banyard VL, McDonald R. Bystander programs addressing sexual violence on college campuses: a systematic review and meta-analysis of program outcomes and delivery methods. *Journal of American College Health*. 2018;66(6):457–466.
96. Coker AL, Bush HM, Brancato CJ, Clear ER, Recktenwald EA. Bystander program effectiveness to reduce violence acceptance: RCT in high schools. *Journal of Family Violence*. 2019 April;34(3):153–164.
97. World Vision Uganda. End of project evaluation: Enhancing national and local capacities for ending violence against children through INSPIRE strategies (unpublished report). Kampala: World Vision Uganda; 2019.

98. Miller E, Tancredi DJ, McCauley HL, Decker MR, Virata MC, Anderson HA et al. "Coaching boys into men": a cluster-randomized controlled trial of a dating violence prevention program. *Journal of Adolescent Health*. 2012;51(5):431–438.
99. Miller E, Tancredi DJ, McCauley HL, Decker MR, Virata MCD et al. One-year follow-up of a coach-delivered dating violence prevention program: a cluster randomized controlled trial. *American Journal of Preventive Medicine*. 2013;45(1):108–112.
100. Peterman A, Palermo TM, Ferrari G. Still a leap of faith: microfinance initiatives for reduction of violence against women and children in low-income and middle-income countries. *British Medical Journal Global Health*. 2018;3(6):e001143.
101. Ismayilova L, Karimli L. Harsh parenting and violence against children: a trial with ultrapoor families in Francophone West Africa. *Journal of Clinical Child Adolescent Psychology*. 2020;49(1):18–35.
102. Matzopoulos R, Bloch K, Lloyd S, Berens C, Myers J, Thompson ML. Urban upgrading linked to positive social outcomes in Cape Town, South Africa. In: Salahub JE, Gottsbacher M, de Boer J, Zaaroura MD, editors. *Reducing urban violence in the global south: Towards safe and inclusive cities*. Abingdon Oxon; New York NY: Routledge; 2019:69–89.
103. Responding to children and adolescents who have been sexually abused: WHO clinical guidelines. Geneva: World Health Organization; 2017 (<http://www.who.int/reproductivehealth/publications/violence/clinical-response-csa/en/>, accessed 27 April 2018).
104. WHO Guidelines for the Health Sector Response to Child Maltreatment. Technical Report. Geneva: World Health Organization; 2019 (<https://www.who.int/publications-detail/who-guidelines-for-the-health-sector-response-to-child-maltreatment>), accessed 02 March 2020).
105. Landers AL, McLuckie A, Cann R, Shapiro V, Visintini S, MacLaurin B et al. A scoping review of evidence-based interventions available to parents of maltreated children ages 0–5 involved with child welfare services. *Child Abuse and Neglect*. 2018 February;76:546–560.
106. Melendez-Torres GJ, Leijten P, Gardner F. What are the optimal combinations of parenting intervention components to reduce physical child abuse recurrence? Reanalysis of a systematic review using qualitative comparative analysis. *Child Abuse Review*. 2019;28(3): 181–197.
107. Global status report on violence prevention 2014. Geneva, World Health Organization, 2014.

PART 2

COUNTRY AND AREA PROFILES



GOVERNANCE AND MONITORING TO END VIOLENCE AGAINST CHILDREN

3 Government sectors with functions addressing violence against children,
1 of which has coordinating function

National action plan/s

	Funding		Funding	
Child maltreatment	NO	-	School-based violence	NO -
Youth violence	NO	-	Gender-based violence	NO -
Sexual violence	NO	-	Other	NO -

Includes prevalence indicator/s: NO

IMPLEMENTATION OF INSPIRE STRATEGIES AND APPROACHES

Implementation and enforcement of laws

		Perceived enforcement				Perceived enforcement	
		Low	High			Low	High
Bans on corporal punishment in all settings	NO			Against weapons on school premises	NO	-	
Against statutory rape	YES			Providing for victim compensation	NO	Not asked	
Against contact sexual violence excluding rape	YES			Providing for victim legal representation	YES	Not asked	
Against non-contact sexual violence	YES			Minimum age for alcohol sales	YES ^a	Not asked	
Regulating civilian access to and use of firearms	YES						

	Level	Implementation support			Perceived reach	
		Funds	Tools	Training	Very few	Nearly all
Norms and values						
Strengthening non-violent norms	National	NO	YES	YES		
Community mobilization	None	-	-	-	-	-
Bystander interventions	None	-	-	-	-	-
Safe environments						
Addressing violence "hotspots"	Subnational	-	-	-	-	-
Interrupting the spread of violence	None	-	-	-	-	-
Improving the built environment	None	-	-	-	-	-
Parent and caregiver support						
Home visiting	None	-	-	-	-	-
Centre-based parenting support	National	NO	YES	YES		
Income and economic strengthening						
Cash transfers	None	-	-	-	-	-
Group savings and loans with gender equity training	None	-	-	-	-	-
Microfinance and gender equity training	None	-	-	-	-	-
Response and support services						
Child protection services	National	NO	YES	NO		
Clinical services for sexual violence victims	None	-	-	-	-	-
Mental health services for victims	National	NO	YES	NO		
Mental health services for perpetrators	None	-	-	-	-	-
Identification and referral for victims	National	NO	YES	YES		
Identification and referral for perpetrators	None	-	-	-	-	-
Education and life skills						
Increasing school enrolment	National	YES	YES	YES		
Helping children protect themselves from sexual abuse	None	-	-	-	-	-
Life and social skills training	National	NO	YES	YES		
School-based anti-bullying	None	-	-	-	-	-
School-based dating violence prevention	None	-	-	-	-	-
Reducing violence by school staff	None	-	-	-	-	-

VIOLENCE PREVALENCE FROM SELECTED MULTI-COUNTRY SURVEYS^b

	Male%	Female%
Experiencing violent discipline in the past month, 1–14 year olds	75 ^c	74 ^c
Witnessing physical violence in the home prior to 18 years, 18–24 year olds	-	-
Sexual victimization prior to 18 years, 18–24 year olds	-	-
Bullying victimization in the past 30 days/few months, 11–15 year olds	42	45
Involvement in physical fighting in the past 12 months, 13–15 year olds	47	32

a Total ban

b Countries may have data available from several other surveys but in the interests of global comparability, indicators from the most widely available internationally comparable surveys have been selected

c Data differ from the standard definition or refer to only part of the country



GOVERNANCE AND MONITORING TO END VIOLENCE AGAINST CHILDREN

4 Government sectors with functions addressing violence against children,
3 of which have coordinating function

National action plan/s

		Funding			Funding	
		YES	Partial		YES	Full
Child maltreatment	YES	Partial		School-based violence	YES	Full
Youth violence	YES	Full		Gender-based violence	YES	Partial
Sexual violence	YES	Partial		Other	NO	-

Includes prevalence indicator/s: NO

IMPLEMENTATION OF INSPIRE STRATEGIES AND APPROACHES

Implementation and enforcement of laws

		Perceived enforcement			Perceived enforcement	
		Low	High		Low	High
Bans on corporal punishment in all settings	YES			Against weapons on school premises	YES	
Against statutory rape	YES			Providing for victim compensation	YES	Not asked
Against contact sexual violence excluding rape	YES			Providing for victim legal representation	YES	Not asked
Against non-contact sexual violence	YES			Minimum age for alcohol sales	18	Not asked
Regulating civilian access to and use of firearms	YES					

	Level	Implementation support			Perceived reach	
		Funds	Tools	Training	Very few	Nearly all
Norms and values						
Strengthening non-violent norms	National	YES	YES	YES		
Community mobilization	National	YES	YES	YES		
Bystander interventions	None	-	-	-	-	
Safe environments						
Addressing violence "hotspots"	National	YES	YES	YES		
Interrupting the spread of violence	National	YES	YES	YES		
Improving the built environment	Subnational	-	-	-	-	
Parent and caregiver support						
Home visiting	National	YES	YES	YES		
Centre-based parenting support	National	NO	YES	YES		
Income and economic strengthening						
Cash transfers	National	YES	YES	NO		
Group savings and loans with gender equity training	None	-	-	-	-	
Microfinance and gender equity training	National	YES	YES	YES	-	
Response and support services						
Child protection services	National	YES	YES	YES		
Clinical services for sexual violence victims	National	YES	YES	YES		
Mental health services for victims	National	YES	YES	YES		
Mental health services for perpetrators	National	YES	YES	YES		
Identification and referral for victims	National	YES	YES	YES		
Identification and referral for perpetrators	National	NO	YES	YES		
Education and life skills						
Increasing school enrolment	National	YES	YES	YES		
Helping children protect themselves from sexual abuse	National	YES	YES	YES		
Life and social skills training	National	YES	YES	YES		
School-based anti-bullying	National	YES	YES	YES		
School-based dating violence prevention	National	YES	YES	YES		
Reducing violence by school staff	National	YES	YES	YES		

VIOLENCE PREVALENCE FROM SELECTED MULTI-COUNTRY SURVEYS^a


	Male%	Female%
Experiencing violent discipline in the past month, 1–14 year olds	49 ^b	45 ^b
Witnessing physical violence in the home prior to 18 years, 18–24 year olds	-	-
Sexual victimization prior to 18 years, 18–24 year olds	-	-
Bullying victimization in the past 30 days/few months, 11–15 year olds	23	17
Involvement in physical fighting in the past 12 months, 13–15 year olds	-	-

a Countries may have data available from several other surveys but in the interests of global comparability, indicators from the most widely available internationally comparable surveys have been selected

b Data differ from the standard definition or refer to only part of the country



GOVERNANCE AND MONITORING TO END VIOLENCE AGAINST CHILDREN

 **3** Government sectors with functions addressing violence against children,
2 of which have coordinating function

National action plan/s

	Funding			Funding	
Child maltreatment	NO	-	School-based violence	NO	-
Youth violence	NO	-	Gender-based violence	NO	-
Sexual violence	NO	-	Other	NO	-

Includes prevalence indicator/s: NO

IMPLEMENTATION OF INSPIRE STRATEGIES AND APPROACHES

Implementation and enforcement of laws

		Perceived enforcement				Perceived enforcement	
		Low	High			Low	High
Bans on corporal punishment in all settings	NO	-		Against weapons on school premises	NO	-	
Against statutory rape	YES			Providing for victim compensation	NO		Not asked
Against contact sexual violence excluding rape	YES			Providing for victim legal representation	NO		Not asked
Against non-contact sexual violence	YES			Minimum age for alcohol sales	16		Not asked
Regulating civilian access to and use of firearms	YES						

	Level	Implementation support			Perceived reach	
		Funds	Tools	Training	Very few	Nearly all
Norms and values						
Strengthening non-violent norms	None	-	-	-	-	-
Community mobilization	None	-	-	-	-	-
Bystander interventions	None	-	-	-	-	-
Safe environments						
Addressing violence "hotspots"	None	-	-	-	-	-
Interrupting the spread of violence	None	-	-	-	-	-
Improving the built environment	None	-	-	-	-	-
Parent and caregiver support						
Home visiting	None	-	-	-	-	-
Centre-based parenting support	None	-	-	-	-	-
Income and economic strengthening						
Cash transfers	None	-	-	-	-	-
Group savings and loans with gender equity training	-	-	-	-	-	-
Microfinance and gender equity training	None	-	-	-	-	-
Response and support services						
Child protection services	Subnational	-	-	-	-	-
Clinical services for sexual violence victims	National	NO	YES	NO		
Mental health services for victims	None	-	-	-	-	-
Mental health services for perpetrators	None	-	-	-	-	-
Identification and referral for victims	None	-	-	-	-	-
Identification and referral for perpetrators	None	-	-	-	-	-
Education and life skills						
Increasing school enrolment	National	NO	NO	YES		
Helping children protect themselves from sexual abuse	National	YES	NO	NO		
Life and social skills training	National	YES	YES	YES		-
School-based anti-bullying	None	-	-	-	-	-
School-based dating violence prevention	None	-	-	-	-	-
Reducing violence by school staff	None	-	-	-	-	-

VIOLENCE PREVALENCE FROM SELECTED MULTI-COUNTRY SURVEYS^a

	Male%	Female%
Experiencing violent discipline in the past month, 1–14 year olds	-	-
Witnessing physical violence in the home prior to 18 years, 18–24 year olds	-	-
Sexual victimization prior to 18 years, 18–24 year olds	-	-
Bullying victimization in the past 30 days/few months, 11–15 year olds	24	27
Involvement in physical fighting in the past 12 months, 13–15 year olds	55	38

^a Countries may have data available from several other surveys but in the interests of global comparability, indicators from the most widely available internationally comparable surveys have been selected



GOVERNANCE AND MONITORING TO END VIOLENCE AGAINST CHILDREN

8 Government sectors with functions addressing violence against children,
2 of which have coordinating function

National action plan/s

		Funding		Funding
Child maltreatment	YES	Partial	School-based violence	YES Partial
Youth violence	YES ^a	-	Gender-based violence	YES Partial
Sexual violence	YES	Partial	Other	YES Partial

Includes prevalence indicator/s: NO

IMPLEMENTATION OF INSPIRE STRATEGIES AND APPROACHES

Implementation and enforcement of laws

		Perceived enforcement			Perceived enforcement	
		Low	High		Low	High
Bans on corporal punishment in all settings	YES			Against weapons on school premises	YES	
Against statutory rape	YES			Providing for victim compensation	YES	Not asked
Against contact sexual violence excluding rape	YES			Providing for victim legal representation	YES	Not asked
Against non-contact sexual violence	YES			Minimum age for alcohol sales	18	Not asked
Regulating civilian access to and use of firearms	YES					

	Level	Implementation support			Perceived reach	
		Funds	Tools	Training	Very few	Nearly all
Norms and values						
Strengthening non-violent norms	National	NO	YES	YES		
Community mobilization	Subnational	-	-	-	-	
Bystander interventions	None	-	-	-	-	

Safe environments

Addressing violence "hotspots"	National	YES	NO	YES		
Interrupting the spread of violence	National	YES	YES	YES		
Improving the built environment	Subnational	-	-	-	-	

Parent and caregiver support

Home visiting	Subnational	-	-	-	-	
Centre-based parenting support	Subnational	-	-	-	-	

Income and economic strengthening

Cash transfers	National	YES	YES	NO		
Group savings and loans with gender equity training	None	-	-	-	-	
Microfinance and gender equity training	None	-	-	-	-	

Response and support services

Child protection services	Subnational	-	-	-	-	
Clinical services for sexual violence victims	National	NO	YES	NO		
Mental health services for victims	None	-	-	-	-	
Mental health services for perpetrators	None	-	-	-	-	
Identification and referral for victims	None	-	-	-	-	
Identification and referral for perpetrators	None	-	-	-	-	

Education and life skills

Increasing school enrolment	National	NO	YES	YES		
Helping children protect themselves from sexual abuse	National	YES	YES	YES		
Life and social skills training	National	YES	YES	YES		
School-based anti-bullying	Subnational	-	-	-	-	
School-based dating violence prevention	None	-	-	-	-	
Reducing violence by school staff	Subnational	-	-	-	-	

VIOLENCE PREVALENCE FROM SELECTED MULTI-COUNTRY SURVEYS^b


	Male%	Female%
Experiencing violent discipline in the past month, 1–14 year olds	71	67
Witnessing physical violence in the home prior to 18 years, 18–24 year olds	-	-
Sexual victimization prior to 18 years, 18–24 year olds	-	-
Bullying victimization in the past 30 days/few months, 11–15 year olds	11	7
Involvement in physical fighting in the past 12 months, 13–15 year olds	-	-

a Subnational

b Countries may have data available from several other surveys but in the interests of global comparability, indicators from the most widely available internationally comparable surveys have been selected



GOVERNANCE AND MONITORING TO END VIOLENCE AGAINST CHILDREN

 **13** Government sectors with functions addressing violence against children,
8 of which have coordinating function

National action plan/s

	Funding		Funding	
	YES	Full	YES	Full
Child maltreatment	YES	Full	School-based violence	Full
Youth violence	YES ^a	Partial	Gender-based violence	Full
Sexual violence	YES	Full	Other	None

Includes prevalence indicator/s: YES (All types)

IMPLEMENTATION OF INSPIRE STRATEGIES AND APPROACHES

Implementation and enforcement of laws

	Perceived enforcement		Perceived enforcement	
	Low	High	Low	High
Bans on corporal punishment in all settings	NO	-	Against weapons on school premises	YES ^a
Against statutory rape	YES ^a	-	Providing for victim compensation	YES ^a
Against contact sexual violence excluding rape	YES ^a	-	Providing for victim legal representation	YES ^a
Against non-contact sexual violence	YES ^a	-	Minimum age for alcohol sales	18
Regulating civilian access to and use of firearms	YES ^a	-		Not asked

	Level	Implementation support			Perceived reach	
		Funds	Tools	Training	Very few	Nearly all
Norms and values						
Strengthening non-violent norms	Subnational	-	-	-	-	-
Community mobilization	National	YES	NO	NO	-	-
Bystander interventions	National	NO	NO	NO	-	-
Safe environments						
Addressing violence "hotspots"	National	YES	YES	YES	-	-
Interrupting the spread of violence	National	YES	YES	YES	-	-
Improving the built environment	Subnational	-	-	-	-	-
Parent and caregiver support						
Home visiting	Subnational	-	-	-	-	-
Centre-based parenting support	Subnational	-	-	-	-	-
Income and economic strengthening						
Cash transfers	National	YES	NO	NO	-	-
Group savings and loans with gender equity training	None	-	-	-	-	-
Microfinance and gender equity training	National	YES	NO	NO	-	-
Response and support services						
Child protection services	Subnational	-	-	-	-	-
Clinical services for sexual violence victims	National	YES	NO	NO	-	-
Mental health services for victims	National	YES	NO	NO	-	-
Mental health services for perpetrators	National	YES	NO	NO	-	-
Identification and referral for victims	Subnational	-	-	-	-	-
Identification and referral for perpetrators	None	-	-	-	-	-
Education and life skills						
Increasing school enrolment	Subnational	-	-	-	-	-
Helping children protect themselves from sexual abuse	National	NO	YES	YES	-	-
Life and social skills training	National	NO	YES	YES	-	-
School-based anti-bullying	National	YES	YES	YES	-	-
School-based dating violence prevention	National	YES	YES	YES	-	-
Reducing violence by school staff	National	NO	YES	NO	-	-

VIOLENCE PREVALENCE FROM SELECTED MULTI-COUNTRY SURVEYS^b

	Male%	Female%
Experiencing violent discipline in the past month, 1–14 year olds	-	-
Witnessing physical violence in the home prior to 18 years, 18–24 year olds	-	-
Sexual victimization prior to 18 years, 18–24 year olds	-	-
Bullying victimization in the past 30 days/few months, 11–15 year olds	-	-
Involvement in physical fighting in the past 12 months, 13–15 year olds	-	-

^a Subnational

^b Countries may have data available from several other surveys but in the interests of global comparability, indicators from the most widely available internationally comparable surveys have been selected



GOVERNANCE AND MONITORING TO END VIOLENCE AGAINST CHILDREN

5 Government sectors with functions addressing violence against children,
3 of which have coordinating function

National action plan/s

	YES	Funding
Child maltreatment	YES	Full
Youth violence	YES	Full
Sexual violence	YES	Full

Includes prevalence indicator/s: YES (Sexual)

	YES	Funding
School-based violence	YES	Full
Gender-based violence	YES	Full
Other	YES	Full

IMPLEMENTATION OF INSPIRE STRATEGIES AND APPROACHES

Implementation and enforcement of laws

	YES	Perceived enforcement			YES	Perceived enforcement	
		Low	High			Low	High
Bans on corporal punishment in all settings	YES			Against weapons on school premises	YES		
Against statutory rape	YES			Providing for victim compensation	YES	Not asked	
Against contact sexual violence excluding rape	YES			Providing for victim legal representation	YES	Not asked	
Against non-contact sexual violence	YES			Minimum age for alcohol sales	YES ^a	Not asked	
Regulating civilian access to and use of firearms	YES						

	Level	Implementation support			Perceived reach	
		Funds	Tools	Training	Very few	Nearly all
Norms and values						
Strengthening non-violent norms	National	YES	YES	YES		
Community mobilization	Subnational	-	-	-	-	-
Bystander interventions	None	-	-	-	-	-
Safe environments						
Addressing violence "hotspots"	National	YES	NO	NO		
Interrupting the spread of violence	None	-	-	-	-	-
Improving the built environment	National	YES	NO	NO		
Parent and caregiver support						
Home visiting	National	YES	YES	YES		
Centre-based parenting support	National	YES	YES	YES		
Income and economic strengthening						
Cash transfers	National	YES	YES	YES		
Group savings and loans with gender equity training	None	-	-	-	-	-
Microfinance and gender equity training	National	YES	YES	YES		
Response and support services						
Child protection services	National	YES	YES	YES		
Clinical services for sexual violence victims	National	YES	YES	YES		
Mental health services for victims	National	YES	YES	YES		
Mental health services for perpetrators	Subnational	-	-	-	-	-
Identification and referral for victims	National	NO	NO	NO		
Identification and referral for perpetrators	None	-	-	-	-	-
Education and life skills						
Increasing school enrolment	National	NO	NO	YES		
Helping children protect themselves from sexual abuse	National	NO	YES	YES		
Life and social skills training	National	NO	YES	YES		
School-based anti-bullying	National	NO	NO	YES		
School-based dating violence prevention	National	NO	NO	NO		
Reducing violence by school staff	National	NO	NO	YES		

VIOLENCE PREVALENCE FROM SELECTED MULTI-COUNTRY SURVEYS^b

	Male%	Female%
Experiencing violent discipline in the past month, 1–14 year olds	-	-
Witnessing physical violence in the home prior to 18 years, 18–24 year olds	-	-
Sexual victimization prior to 18 years, 18–24 year olds	-	-
Bullying victimization in the past 30 days/few months, 11–15 year olds	39	33
Involvement in physical fighting in the past 12 months, 13–15 year olds	-	-

^a Subnational

^b Countries may have data available from several other surveys but in the interests of global comparability, indicators from the most widely available internationally comparable surveys have been selected



GOVERNANCE AND MONITORING TO END VIOLENCE AGAINST CHILDREN

3 Government sectors with functions addressing violence against children,
3 of which have coordinating function

National action plan/s

	Funding			Funding	
Child maltreatment	NO	-	School-based violence	NO	-
Youth violence	NO	-	Gender-based violence	NO	-
Sexual violence	NO	-	Other	NO	-

Includes prevalence indicator/s: NO

IMPLEMENTATION OF INSPIRE STRATEGIES AND APPROACHES

Implementation and enforcement of laws

		Perceived enforcement				Perceived enforcement	
		Low	High			Low	High
Bans on corporal punishment in all settings	YES			Against weapons on school premises	YES		
Against statutory rape	YES			Providing for victim compensation	YES	Not asked	
Against contact sexual violence excluding rape	YES			Providing for victim legal representation	YES	Not asked	
Against non-contact sexual violence	YES			Minimum age for alcohol sales	18	Not asked	
Regulating civilian access to and use of firearms	YES						

	Level	Implementation support			Perceived reach	
		Funds	Tools	Training	Very few	Nearly all
Norms and values						
Strengthening non-violent norms	National	NO	NO	YES		
Community mobilization	None	-	-	-	-	-
Bystander interventions	None	-	-	-	-	-
Safe environments						
Addressing violence "hotspots"	None	-	-	-	-	-
Interrupting the spread of violence	National	NO	NO	YES		
Improving the built environment	None	-	-	-	-	-
Parent and caregiver support						
Home visiting	National	NO	NO	YES		
Centre-based parenting support	None	-	-	-	-	-
Income and economic strengthening						
Cash transfers	None	-	-	-	-	-
Group savings and loans with gender equity training	None	-	-	-	-	-
Microfinance and gender equity training	None	-	-	-	-	-

Response and support services

	Level	Funds	Tools	Training	Perceived reach
Child protection services	National	NO	YES	YES	
Clinical services for sexual violence victims	National	NO	YES	NO	
Mental health services for victims	National	NO	YES	NO	
Mental health services for perpetrators	National	NO	NO	YES	
Identification and referral for victims	National	NO	YES	YES	
Identification and referral for perpetrators	None	-	-	-	-

Education and life skills

	Level	Funds	Tools	Training	Perceived reach
Increasing school enrolment	National	NO	YES	YES	
Helping children protect themselves from sexual abuse	National	NO	NO	YES	
Life and social skills training	National	NO	YES	YES	
School-based anti-bullying	National	NO	NO	YES	
School-based dating violence prevention	None	-	-	-	-
Reducing violence by school staff	National	NO	NO	YES	

VIOLENCE PREVALENCE FROM SELECTED MULTI-COUNTRY SURVEYS^a

	Male%	Female%
Experiencing violent discipline in the past month, 1–14 year olds	80 ^b	74 ^b
Witnessing physical violence in the home prior to 18 years, 18–24 year olds	-	-
Sexual victimization prior to 18 years, 18–24 year olds	-	-
Bullying victimization in the past 30 days/few months, 11–15 year olds	-	-
Involvement in physical fighting in the past 12 months, 13–15 year olds	-	-

^a Countries may have data available from several other surveys but in the interests of global comparability, indicators from the most widely available internationally comparable surveys have been selected

^b Data differ from the standard definition or refer to only part of the country



GOVERNANCE AND MONITORING TO END VIOLENCE AGAINST CHILDREN

4 Government sectors with functions addressing violence against children,
 4 of which have coordinating function

National action plan/s

	Funding			Funding	
Child maltreatment	NO	-	School-based violence	NO	-
Youth violence	NO	-	Gender-based violence	NO	-
Sexual violence	NO	-	Other	NO	-

Includes prevalence indicator/s: NO

IMPLEMENTATION OF INSPIRE STRATEGIES AND APPROACHES

Implementation and enforcement of laws

		Perceived enforcement				Perceived enforcement	
		Low	High			Low	High
Bans on corporal punishment in all settings	NO			Against weapons on school premises	NO	-	
Against statutory rape	YES			Providing for victim compensation	YES	Not asked	
Against contact sexual violence excluding rape	YES ^a	-		Providing for victim legal representation	NO	Not asked	
Against non-contact sexual violence	NO	-		Minimum age for alcohol sales	18	Not asked	
Regulating civilian access to and use of firearms	YES						

	Level	Implementation support			Perceived reach	
		Funds	Tools	Training	Very few	Nearly all
Norms and values						
Strengthening non-violent norms	None	-	-	-	-	-
Community mobilization	National	YES	YES	YES		
Bystander interventions	None	-	-	-	-	-
Safe environments						
Addressing violence "hotspots"	Subnational	-	-	-	-	-
Interrupting the spread of violence	National	YES	YES	YES		
Improving the built environment	National	YES	YES	YES		
Parent and caregiver support						
Home visiting	None	-	-	-	-	-
Centre-based parenting support	National	YES	NO	YES		
Income and economic strengthening						
Cash transfers	None	-	-	-	-	-
Group savings and loans with gender equity training	None	-	-	-	-	-
Microfinance and gender equity training	None	-	-	-	-	-
Response and support services						
Child protection services	National	YES	YES	YES		
Clinical services for sexual violence victims	National	YES	YES	NO		
Mental health services for victims	National	YES	YES	YES		
Mental health services for perpetrators	National	YES	YES	YES		
Identification and referral for victims	National	YES	YES	YES		
Identification and referral for perpetrators	Subnational	-	-	-	-	-
Education and life skills						
Increasing school enrolment	National	YES	YES	NO		
Helping children protect themselves from sexual abuse	Subnational	-	-	-	-	-
Life and social skills training	Subnational	-	-	-	-	-
School-based anti-bullying	None	-	-	-	-	-
School-based dating violence prevention	None	-	-	-	-	-
Reducing violence by school staff	None	-	-	-	-	-

VIOLENCE PREVALENCE FROM SELECTED MULTI-COUNTRY SURVEYS^b

	Male%	Female%
Experiencing violent discipline in the past month, 1–14 year olds	-	-
Witnessing physical violence in the home prior to 18 years, 18–24 year olds	-	-
Sexual victimization prior to 18 years, 18–24 year olds	-	-
Bullying victimization in the past 30 days/few months, 11–15 year olds	25	22
Involvement in physical fighting in the past 12 months, 13–15 year olds	44	36

^a Subnational

^b Countries may have data available from several other surveys but in the interests of global comparability, indicators from the most widely available internationally comparable surveys have been selected



GOVERNANCE AND MONITORING TO END VIOLENCE AGAINST CHILDREN

6 Government sectors with functions addressing violence against children,
6 of which have coordinating function

National action plan/s

		Funding			Funding	
		YES	Full		YES	-
Child maltreatment	YES	Full	School-based violence	YES	-	
Youth violence	YES	Full	Gender-based violence	YES	Full	
Sexual violence	YES	Full	Other	NO	-	

Includes prevalence indicator/s: NO

IMPLEMENTATION OF INSPIRE STRATEGIES AND APPROACHES

Implementation and enforcement of laws

		Perceived enforcement			Perceived enforcement	
		Low	High		Low	High
Bans on corporal punishment in all settings	YES		Against weapons on school premises	YES		
Against statutory rape	YES		Providing for victim compensation	NO	Not asked	
Against contact sexual violence excluding rape	YES		Providing for victim legal representation	YES	Not asked	
Against non-contact sexual violence	YES		Minimum age for alcohol sales	-	Not asked	
Regulating civilian access to and use of firearms	YES					

	Level	Implementation support			Perceived reach	
		Funds	Tools	Training	Very few	Nearly all
Norms and values						
Strengthening non-violent norms	National	YES	YES	YES		
Community mobilization	National	YES	YES	YES		
Bystander interventions	National	YES	YES	YES		
Safe environments						
Addressing violence "hotspots"	None	-	-	-	-	
Interrupting the spread of violence	National	YES	YES	YES		
Improving the built environment	National	YES	YES	YES		
Parent and caregiver support						
Home visiting	National	YES	YES	YES		
Centre-based parenting support	National	YES	YES	YES		
Income and economic strengthening						
Cash transfers	National	YES	YES	YES		
Group savings and loans with gender equity training	Subnational	-	-	-	-	
Microfinance and gender equity training	National	YES	YES	YES		
Response and support services						
Child protection services	National	YES	YES	YES		
Clinical services for sexual violence victims	National	YES	YES	YES		
Mental health services for victims	National	YES	YES	YES		
Mental health services for perpetrators	National	YES	YES	YES		
Identification and referral for victims	National	YES	YES	YES		
Identification and referral for perpetrators	Subnational	-	-	-	-	
Education and life skills						
Increasing school enrolment	National	YES	YES	YES		
Helping children protect themselves from sexual abuse	National	YES	YES	YES		
Life and social skills training	National	YES	YES	YES		
School-based anti-bullying	National	YES	YES	YES		
School-based dating violence prevention	None	-	-	-	-	
Reducing violence by school staff	National	YES	YES	YES		

VIOLENCE PREVALENCE FROM SELECTED MULTI-COUNTRY SURVEYS^a

	Male%	Female%
Experiencing violent discipline in the past month, 1–14 year olds	-	-
Witnessing physical violence in the home prior to 18 years, 18–24 year olds	-	-
Sexual victimization prior to 18 years, 18–24 year olds	-	-
Bullying victimization in the past 30 days/few months, 11–15 year olds	36	23
Involvement in physical fighting in the past 12 months, 13–15 year olds	54	31

^a Countries may have data available from several other surveys but in the interests of global comparability, indicators from the most widely available internationally comparable surveys have been selected



GOVERNANCE AND MONITORING TO END VIOLENCE AGAINST CHILDREN

3 Government sectors with functions addressing violence against children,
3 of which have coordinating function

National action plan/s

		Funding			Funding	
		YES	Full		YES	Full
Child maltreatment	YES	Full	School-based violence	YES	Full	
Youth violence	YES	Full	Gender-based violence	YES	Full	
Sexual violence	YES	Full	Other	NO	-	

Includes prevalence indicator/s: NO

IMPLEMENTATION OF INSPIRE STRATEGIES AND APPROACHES

Implementation and enforcement of laws

		Perceived enforcement			Perceived enforcement	
		Low	High		Low	High
Bans on corporal punishment in all settings	NO		Against weapons on school premises	NO	-	
Against statutory rape	YES		Providing for victim compensation	YES	Not asked	
Against contact sexual violence excluding rape	YES		Providing for victim legal representation	YES	Not asked	
Against non-contact sexual violence	YES		Minimum age for alcohol sales	NO	Not asked	
Regulating civilian access to and use of firearms	YES					

	Level	Implementation support			Perceived reach	
		Funds	Tools	Training	Very few	Nearly all
Norms and values						
Strengthening non-violent norms	National	YES	NO	YES		
Community mobilization	National	YES	NO	YES		
Bystander interventions	National	YES	YES	YES		

Safe environments

Addressing violence "hotspots"	None	-	-	-	-
Interrupting the spread of violence	None	-	-	-	-
Improving the built environment	None	-	-	-	-

Parent and caregiver support

Home visiting	None	-	-	-	-
Centre-based parenting support	None	-	-	-	-

Income and economic strengthening

Cash transfers	None	-	-	-	-
Group savings and loans with gender equity training	None	-	-	-	-
Microfinance and gender equity training	None	-	-	-	-

Response and support services

Child protection services	National	YES	YES	YES	
Clinical services for sexual violence victims	National	YES	YES	YES	
Mental health services for victims	National	YES	YES	YES	
Mental health services for perpetrators	None	-	-	-	-
Identification and referral for victims	National	YES	YES	NO	
Identification and referral for perpetrators	None	-	-	-	-

Education and life skills

Increasing school enrolment	National	YES	NO	YES	
Helping children protect themselves from sexual abuse	National	YES	YES	YES	
Life and social skills training	None	-	-	-	-
School-based anti-bullying	None	-	-	-	-
School-based dating violence prevention	None	-	-	-	-
Reducing violence by school staff	None	-	-	-	-

VIOLENCE PREVALENCE FROM SELECTED MULTI-COUNTRY SURVEYS^a

	Male%	Female%
Experiencing violent discipline in the past month, 1–14 year olds	89	89
Witnessing physical violence in the home prior to 18 years, 18–24 year olds	-	-
Sexual victimization prior to 18 years, 18–24 year olds	-	-
Bullying victimization in the past 30 days/few months, 11–15 year olds	27	17
Involvement in physical fighting in the past 12 months, 13–15 year olds	27	10

^a Countries may have data available from several other surveys but in the interests of global comparability, indicators from the most widely available internationally comparable surveys have been selected



GOVERNANCE AND MONITORING TO END VIOLENCE AGAINST CHILDREN

3 Government sectors with functions addressing violence against children,
3 of which have coordinating function

National action plan/s

	Funding			Funding	
	YES	Full		YES	Full
Child maltreatment	YES	Full	School-based violence	YES	Full
Youth violence	YES	Full	Gender-based violence	YES	Full
Sexual violence	YES	Full	Other	NO	-

Includes prevalence indicator/s: NO

IMPLEMENTATION OF INSPIRE STRATEGIES AND APPROACHES

Implementation and enforcement of laws

	YES	Perceived enforcement			YES	Perceived enforcement	
		Low	High			Low	High
Bans on corporal punishment in all settings	YES			Against weapons on school premises	YES		
Against statutory rape	YES			Providing for victim compensation	YES	Not asked	
Against contact sexual violence excluding rape	YES			Providing for victim legal representation	YES	Not asked	
Against non-contact sexual violence	YES			Minimum age for alcohol sales	18	Not asked	
Regulating civilian access to and use of firearms	YES						

	Level	Implementation support			Perceived reach	
		Funds	Tools	Training	Very few	Nearly all
Norms and values						
Strengthening non-violent norms	National	NO	YES	YES		
Community mobilization	National	NO	YES	YES		
Bystander interventions	National	NO	YES	YES		
Safe environments						
Addressing violence "hotspots"	National	NO	YES	YES		
Interrupting the spread of violence	National	NO	YES	YES		
Improving the built environment	National	YES	YES	YES		
Parent and caregiver support						
Home visiting	National	NO	YES	YES		
Centre-based parenting support	National	YES	YES	YES		
Income and economic strengthening						
Cash transfers	National	YES	YES	YES		
Group savings and loans with gender equity training	None	-	-	-	-	-
Microfinance and gender equity training	National	YES	NO	NO		
Response and support services						
Child protection services	National	YES	YES	YES		
Clinical services for sexual violence victims	National	YES	YES	NO		
Mental health services for victims	National	YES	YES	NO		
Mental health services for perpetrators	National	YES	YES	NO		
Identification and referral for victims	National	YES	YES	YES		
Identification and referral for perpetrators	National	YES	YES	YES		
Education and life skills						
Increasing school enrolment	National	YES	YES	YES		
Helping children protect themselves from sexual abuse	National	YES	YES	YES		
Life and social skills training	National	YES	YES	YES		
School-based anti-bullying	National	YES	YES	YES		
School-based dating violence prevention	National	YES	YES	YES		
Reducing violence by school staff	National	YES	YES	YES		

VIOLENCE PREVALENCE FROM SELECTED MULTI-COUNTRY SURVEYS^a

	Male%	Female%
Experiencing violent discipline in the past month, 1–14 year olds	59	55
Witnessing physical violence in the home prior to 18 years, 18–24 year olds	-	-
Sexual victimization prior to 18 years, 18–24 year olds	-	-
Bullying victimization in the past 30 days/few months, 11–15 year olds	-	-
Involvement in physical fighting in the past 12 months, 13–15 year olds	-	-

^a Countries may have data available from several other surveys but in the interests of global comparability, indicators from the most widely available internationally comparable surveys have been selected



GOVERNANCE AND MONITORING TO END VIOLENCE AGAINST CHILDREN

12 Government sectors with functions addressing violence against children,
7 of which have coordinating function

National action plan/s

		Funding			Funding	
		YES	Partial		YES	Partial
Child maltreatment	YES	Partial		School-based violence	YES	Partial
Youth violence	YES	Partial		Gender-based violence	YES	Partial
Sexual violence	YES	Partial		Other	NO	-

Includes prevalence indicator/s: NO

IMPLEMENTATION OF INSPIRE STRATEGIES AND APPROACHES

Implementation and enforcement of laws

		Perceived enforcement			Perceived enforcement	
		Low	High		Low	High
Bans on corporal punishment in all settings	NO	-		Against weapons on school premises	YES	-
Against statutory rape	YES	-		Providing for victim compensation	YES	Not asked
Against contact sexual violence excluding rape	YES	-		Providing for victim legal representation	YES	Not asked
Against non-contact sexual violence	YES	-		Minimum age for alcohol sales	16	Not asked
Regulating civilian access to and use of firearms	YES					

	Level	Implementation support			Perceived reach	
		Funds	Tools	Training	Very few	Nearly all
Norms and values						
Strengthening non-violent norms	Subnational	-	-	-	-	-
Community mobilization	Subnational	-	-	-	-	-
Bystander interventions	National	YES	YES	YES	-	-
Safe environments						
Addressing violence "hotspots"	None	-	-	-	-	-
Interrupting the spread of violence	Subnational	-	-	-	-	-
Improving the built environment	Subnational	-	-	-	-	-
Parent and caregiver support						
Home visiting	Subnational	-	-	-	-	-
Centre-based parenting support	Subnational	-	-	-	-	-
Income and economic strengthening						
Cash transfers	None	-	-	-	-	-
Group savings and loans with gender equity training	None	-	-	-	-	-
Microfinance and gender equity training	None	-	-	-	-	-
Response and support services						
Child protection services	Subnational	-	-	-	-	-
Clinical services for sexual violence victims	National	YES	YES	YES	-	-
Mental health services for victims	National	YES	NO	YES	-	-
Mental health services for perpetrators	National	YES	NO	NO	-	-
Identification and referral for victims	National	NO	NO	YES	-	-
Identification and referral for perpetrators	Subnational	-	-	-	-	-
Education and life skills						
Increasing school enrolment	Subnational	-	-	-	-	-
Helping children protect themselves from sexual abuse	Subnational	-	-	-	-	-
Life and social skills training	Subnational	-	-	-	-	-
School-based anti-bullying	Subnational	-	-	-	-	-
School-based dating violence prevention	Subnational	-	-	-	-	-
Reducing violence by school staff	Subnational	-	-	-	-	-

VIOLENCE PREVALENCE FROM SELECTED MULTI-COUNTRY SURVEYS^a

	Male%	Female%
Experiencing violent discipline in the past month, 1–14 year olds	-	-
Witnessing physical violence in the home prior to 18 years, 18–24 year olds	-	-
Sexual victimization prior to 18 years, 18–24 year olds	-	-
Bullying victimization in the past 30 days/few months, 11–15 year olds	b	b
Involvement in physical fighting in the past 12 months, 13–15 year olds	-	-

a Countries may have data available from several other surveys but in the interests of global comparability, indicators from the most widely available internationally comparable surveys have been selected

b Data refer to only part of the country



GOVERNANCE AND MONITORING TO END VIOLENCE AGAINST CHILDREN

1 Government sector with functions addressing violence against children,
1 of which has coordinating function

National action plan/s

		Funding		Funding
Child maltreatment	YES	Partial	School-based violence	YES Partial
Youth violence	YES	Partial	Gender-based violence	YES Partial
Sexual violence	YES	Partial	Other	NO -

Includes prevalence indicator/s: NO

IMPLEMENTATION OF INSPIRE STRATEGIES AND APPROACHES

Implementation and enforcement of laws

		Perceived enforcement				Perceived enforcement	
		Low	High			Low	High
Bans on corporal punishment in all settings	NO			Against weapons on school premises	NO	-	
Against statutory rape	YES			Providing for victim compensation	NO	Not asked	
Against contact sexual violence excluding rape	YES			Providing for victim legal representation	NO	Not asked	
Against non-contact sexual violence	YES			Minimum age for alcohol sales	18	Not asked	
Regulating civilian access to and use of firearms	YES						

	Level	Implementation support			Perceived reach	
		Funds	Tools	Training	Very few	Nearly all

Norms and values

Strengthening non-violent norms	Subnational	-	-	-	-
Community mobilization	Subnational	-	-	-	-
Bystander interventions	None	-	-	-	-

Safe environments

Addressing violence "hotspots"	Subnational	-	-	-	-
Interrupting the spread of violence	Subnational	-	-	-	-
Improving the built environment	Subnational	-	-	-	-

Parent and caregiver support

Home visiting	None	-	-	-	-
Centre-based parenting support	None	-	-	-	-

Income and economic strengthening

Cash transfers	None	-	-	-	-
Group savings and loans with gender equity training	None	-	-	-	-
Microfinance and gender equity training	None	-	-	-	-

Response and support services

Child protection services	National	YES	YES	YES	
Clinical services for sexual violence victims	National	YES	YES	NO	
Mental health services for victims	None	-	-	-	-
Mental health services for perpetrators	None	-	-	-	-
Identification and referral for victims	National	YES	YES	NO	-
Identification and referral for perpetrators	None	-	-	-	-

Education and life skills

Increasing school enrolment	National	YES	NO	YES	
Helping children protect themselves from sexual abuse	National	NO	YES	YES	
Life and social skills training	National	NO	YES	YES	
School-based anti-bullying	National	NO	YES	YES	
School-based dating violence prevention	None	-	-	-	-
Reducing violence by school staff	National	NO	YES	YES	

VIOLENCE PREVALENCE FROM SELECTED MULTI-COUNTRY SURVEYS^a

	Male%	Female%
Experiencing violent discipline in the past month, 1–14 year olds	67	63
Witnessing physical violence in the home prior to 18 years, 18–24 year olds	-	-
Sexual victimization prior to 18 years, 18–24 year olds	-	-
Bullying victimization in the past 30 days/few months, 11–15 year olds	30	31
Involvement in physical fighting in the past 12 months, 13–15 year olds	43	30

^a Countries may have data available from several other surveys but in the interests of global comparability, indicators from the most widely available internationally comparable surveys have been selected



GOVERNANCE AND MONITORING TO END VIOLENCE AGAINST CHILDREN

4 Government sectors with functions addressing violence against children,
2 of which have coordinating function

National action plan/s

		Funding			Funding	
		YES	Partial		YES	Partial
Child maltreatment	YES	Partial		School-based violence	YES	Partial
Youth violence	YES	Partial		Gender-based violence	YES	Partial
Sexual violence	YES	Partial		Other	NO	-

Includes prevalence indicator/s: NO

IMPLEMENTATION OF INSPIRE STRATEGIES AND APPROACHES

Implementation and enforcement of laws

		Perceived enforcement			Perceived enforcement	
		Low	High		Low	High
Bans on corporal punishment in all settings	YES			Against weapons on school premises	YES	
Against statutory rape	YES			Providing for victim compensation	NO	Not asked
Against contact sexual violence excluding rape	NO	-		Providing for victim legal representation	YES	Not asked
Against non-contact sexual violence	YES			Minimum age for alcohol sales	-	Not asked
Regulating civilian access to and use of firearms	YES					

	Level	Implementation support			Perceived reach	
		Funds	Tools	Training	Very few	Nearly all
Norms and values						
Strengthening non-violent norms	Subnational	-	-	-	-	-
Community mobilization	Subnational	-	-	-	-	-
Bystander interventions	Subnational	-	-	-	-	-
Safe environments						
Addressing violence "hotspots"	None	-	-	-	-	-
Interrupting the spread of violence	None	-	-	-	-	-
Improving the built environment	None	-	-	-	-	-
Parent and caregiver support						
Home visiting	None	-	-	-	-	-
Centre-based parenting support	None	-	-	-	-	-
Income and economic strengthening						
Cash transfers	None	-	-	-	-	-
Group savings and loans with gender equity training	None	-	-	-	-	-
Microfinance and gender equity training	None	-	-	-	-	-
Response and support services						
Child protection services	None	-	-	-	-	-
Clinical services for sexual violence victims	None	-	-	-	-	-
Mental health services for victims	None	-	-	-	-	-
Mental health services for perpetrators	None	-	-	-	-	-
Identification and referral for victims	None	-	-	-	-	-
Identification and referral for perpetrators	None	-	-	-	-	-
Education and life skills						
Increasing school enrolment	National	NO	NO	NO	-	-
Helping children protect themselves from sexual abuse	Subnational	-	-	-	-	-
Life and social skills training	Subnational	-	-	-	-	-
School-based anti-bullying	Subnational	-	-	-	-	-
School-based dating violence prevention	Subnational	-	-	-	-	-
Reducing violence by school staff	Subnational	-	-	-	-	-

VIOLENCE PREVALENCE FROM SELECTED MULTI-COUNTRY SURVEYS^a

	Male%	Female%
Experiencing violent discipline in the past month, 1–14 year olds	-	-
Witnessing physical violence in the home prior to 18 years, 18–24 year olds	-	-
Sexual victimization prior to 18 years, 18–24 year olds	-	-
Bullying victimization in the past 30 days/few months, 11–15 year olds	32	28
Involvement in physical fighting in the past 12 months, 13–15 year olds	45	21

^a Countries may have data available from several other surveys but in the interests of global comparability, indicators from the most widely available internationally comparable surveys have been selected



GOVERNANCE AND MONITORING TO END VIOLENCE AGAINST CHILDREN

4 Government sectors with functions addressing violence against children,
3 of which have coordinating function

National action plan/s

		Funding		Funding
Child maltreatment	YES	Partial	School-based violence	YES Partial
Youth violence	YES	Partial	Gender-based violence	YES Partial
Sexual violence	YES	Partial	Other	YES Partial

Includes prevalence indicator/s: NO

IMPLEMENTATION OF INSPIRE STRATEGIES AND APPROACHES

Implementation and enforcement of laws

		Perceived enforcement			Perceived enforcement	
		Low	High		Low	High
Bans on corporal punishment in all settings	NO	-		Against weapons on school premises	YES ^a	-
Against statutory rape	YES			Providing for victim compensation	NO	Not asked
Against contact sexual violence excluding rape	YES			Providing for victim legal representation	YES ^a	Not asked
Against non-contact sexual violence	YES			Minimum age for alcohol sales	18	Not asked
Regulating civilian access to and use of firearms	YES ^a	-				

	Level	Implementation support			Perceived reach	
		Funds	Tools	Training	Very few	Nearly all
Norms and values						
Strengthening non-violent norms	National	YES	YES	YES		
Community mobilization	National	YES	YES	YES		
Bystander interventions	None	-	-	-	-	-
Safe environments						
Addressing violence "hotspots"	Subnational	-	-	-	-	-
Interrupting the spread of violence	Subnational	-	-	-	-	-
Improving the built environment	None	-	-	-	-	-
Parent and caregiver support						
Home visiting	None	-	-	-	-	-
Centre-based parenting support	Subnational	-	-	-	-	-
Income and economic strengthening						
Cash transfers	Subnational	-	-	-	-	-
Group savings and loans with gender equity training	None	-	-	-	-	-
Microfinance and gender equity training	None	-	-	-	-	-
Response and support services						
Child protection services	Subnational	-	-	-	-	-
Clinical services for sexual violence victims	Subnational	-	-	-	-	-
Mental health services for victims	Subnational	-	-	-	-	-
Mental health services for perpetrators	Subnational	-	-	-	-	-
Identification and referral for victims	None	-	-	-	-	-
Identification and referral for perpetrators	None	-	-	-	-	-
Education and life skills						
Increasing school enrolment	National	YES	YES	YES		
Helping children protect themselves from sexual abuse	National	NO	YES	YES		
Life and social skills training	Subnational	-	-	-	-	-
School-based anti-bullying	Subnational	-	-	-	-	-
School-based dating violence prevention	Subnational	-	-	-	-	-
Reducing violence by school staff	Subnational	-	-	-	-	-

VIOLENCE PREVALENCE FROM SELECTED MULTI-COUNTRY SURVEYS^b

	Male%	Female%
Experiencing violent discipline in the past month, 1–14 year olds	60 ^c	50 ^c
Witnessing physical violence in the home prior to 18 years, 18–24 year olds	-	-
Sexual victimization prior to 18 years, 18–24 year olds	-	-
Bullying victimization in the past 30 days/few months, 11–15 year olds	-	-
Involvement in physical fighting in the past 12 months, 13–15 year olds	-	-

a Subnational

b Countries may have data available from several other surveys but in the interests of global comparability, indicators from the most widely available internationally comparable surveys have been selected

c Data differ from the standard definition or refer to only part of the country



GOVERNANCE AND MONITORING TO END VIOLENCE AGAINST CHILDREN

10 Government sectors with functions addressing violence against children,
2 of which have coordinating function

National action plan/s

	Funding		Funding	
Child maltreatment	YES	Full	School-based violence	YES Full
Youth violence	YES	Full	Gender-based violence	YES Full
Sexual violence	YES	Full	Other	NO -

Includes prevalence indicator/s: NO

IMPLEMENTATION OF INSPIRE STRATEGIES AND APPROACHES

Implementation and enforcement of laws

		Perceived enforcement			Perceived enforcement	
		Low	High		Low	High
Bans on corporal punishment in all settings	YES			Against weapons on school premises	YES	
Against statutory rape	YES			Providing for victim compensation	YES	Not asked
Against contact sexual violence excluding rape	YES			Providing for victim legal representation	YES	Not asked
Against non-contact sexual violence	YES			Minimum age for alcohol sales	18	Not asked
Regulating civilian access to and use of firearms	YES					

	Level	Implementation support			Perceived reach	
		Funds	Tools	Training	Very few	Nearly all
Norms and values						
Strengthening non-violent norms	None	-	-	-	-	-
Community mobilization	None	-	-	-	-	-
Bystander interventions	National	YES	YES	YES		
Safe environments						
Addressing violence "hotspots"	None	-	-	-	-	-
Interrupting the spread of violence	Subnational	-	-	-	-	-
Improving the built environment	None	-	-	-	-	-
Parent and caregiver support						
Home visiting	National	YES	YES	YES		
Centre-based parenting support	National	YES	YES	YES		
Income and economic strengthening						
Cash transfers	National	YES	YES	YES		
Group savings and loans with gender equity training	None	-	-	-	-	-
Microfinance and gender equity training	None	-	-	-	-	-
Response and support services						
Child protection services	National	YES	YES	YES		
Clinical services for sexual violence victims	National	YES	YES	YES		
Mental health services for victims	National	YES	YES	YES		
Mental health services for perpetrators	National	YES	YES	YES		
Identification and referral for victims	National	YES	YES	YES		
Identification and referral for perpetrators	None	-	-	-	-	-
Education and life skills						
Increasing school enrolment	National	YES	YES	YES		
Helping children protect themselves from sexual abuse	National	YES	YES	YES		
Life and social skills training	National	YES	YES	YES		
School-based anti-bullying	National	YES	YES	YES		
School-based dating violence prevention	None	-	-	-	-	-
Reducing violence by school staff	National	YES	YES	YES		

VIOLENCE PREVALENCE FROM SELECTED MULTI-COUNTRY SURVEYS^a

	Male%	Female%
Experiencing violent discipline in the past month, 1–14 year olds	-	-
Witnessing physical violence in the home prior to 18 years, 18–24 year olds	-	-
Sexual victimization prior to 18 years, 18–24 year olds	-	-
Bullying victimization in the past 30 days/few months, 11–15 year olds	-	-
Involvement in physical fighting in the past 12 months, 13–15 year olds	-	-

^a Countries may have data available from several other surveys but in the interests of global comparability, indicators from the most widely available internationally comparable surveys have been selected



GOVERNANCE AND MONITORING TO END VIOLENCE AGAINST CHILDREN

- 1 Government sector with functions addressing violence against children,
1 of which has coordinating function

National action plan/s

	Funding			Funding	
Child maltreatment	NO	-	School-based violence	NO	-
Youth violence	NO	-	Gender-based violence	NO	-
Sexual violence	NO	-	Other	NO	-

Includes prevalence indicator/s: NO

IMPLEMENTATION OF INSPIRE STRATEGIES AND APPROACHES

Implementation and enforcement of laws

	Perceived enforcement			Perceived enforcement	
	Low	High		Low	High
Bans on corporal punishment in all settings	NO		Against weapons on school premises	YES	
Against statutory rape	YES		Providing for victim compensation	NO	Not asked
Against contact sexual violence excluding rape	YES		Providing for victim legal representation	NO	Not asked
Against non-contact sexual violence	YES		Minimum age for alcohol sales	-	Not asked
Regulating civilian access to and use of firearms	YES				

	Level	Implementation support			Perceived reach	
		Funds	Tools	Training	Very few	Nearly all

Norms and values

Strengthening non-violent norms	None	-	-	-	-
Community mobilization	None	-	-	-	-
Bystander interventions	None	-	-	-	-

Safe environments

Addressing violence "hotspots"	None	-	-	-	-
Interrupting the spread of violence	None	-	-	-	-
Improving the built environment	None	-	-	-	-

Parent and caregiver support

Home visiting	None	-	-	-	-
Centre-based parenting support	National	YES	NO	NO	

Income and economic strengthening

Cash transfers	None	-	-	-	-
Group savings and loans with gender equity training	None	-	-	-	-
Microfinance and gender equity training	None	-	-	-	-

Response and support services

Child protection services	National	YES	NO	NO	
Clinical services for sexual violence victims	National	YES	NO	NO	
Mental health services for victims	National	YES	NO	NO	
Mental health services for perpetrators	None	-	-	-	-
Identification and referral for victims	None	-	-	-	-
Identification and referral for perpetrators	None	-	-	-	-

Education and life skills

Increasing school enrolment	National	YES	NO	NO	
Helping children protect themselves from sexual abuse	National	YES	YES	YES	
Life and social skills training	National	YES	NO	YES	
School-based anti-bullying	National	YES	YES	YES	
School-based dating violence prevention	None	-	-	-	-
Reducing violence by school staff	National	NO	YES	YES	

VIOLENCE PREVALENCE FROM SELECTED MULTI-COUNTRY SURVEYS^a

	Male%	Female%
Experiencing violent discipline in the past month, 1–14 year olds	-	-
Witnessing physical violence in the home prior to 18 years, 18–24 year olds	-	-
Sexual victimization prior to 18 years, 18–24 year olds	-	-
Bullying victimization in the past 30 days/few months, 11–15 year olds	25	22
Involvement in physical fighting in the past 12 months, 13–15 year olds	32	17

^a Countries may have data available from several other surveys but in the interests of global comparability, indicators from the most widely available internationally comparable surveys have been selected



GOVERNANCE AND MONITORING TO END VIOLENCE AGAINST CHILDREN



1 Government sector with functions addressing violence against children,
1 of which has coordinating function

National action plan/s

	Funding			Funding	
	YES	Full		YES	Full
Child maltreatment	YES	Full	School-based violence	YES	Full
Youth violence	YES	Full	Gender-based violence	YES	Full
Sexual violence	YES	Full	Other	NO	-

Includes prevalence indicator/s: NO

IMPLEMENTATION OF INSPIRE STRATEGIES AND APPROACHES

Implementation and enforcement of laws

		Perceived enforcement			Perceived enforcement	
		Low	High		Low	High
Bans on corporal punishment in all settings	NO			Against weapons on school premises	YES	
Against statutory rape	YES			Providing for victim compensation	YES	Not asked
Against contact sexual violence excluding rape	YES			Providing for victim legal representation	YES	Not asked
Against non-contact sexual violence	YES			Minimum age for alcohol sales	18	Not asked
Regulating civilian access to and use of firearms	YES	-				

	Level	Implementation support			Perceived reach	
		Funds	Tools	Training	Very few	Nearly all
Norms and values						
Strengthening non-violent norms	National	YES	NO	YES		
Community mobilization	Subnational	-	-	-	-	-
Bystander interventions	None	-	-	-	-	-
Safe environments						
Addressing violence "hotspots"	National	YES	YES	YES		
Interrupting the spread of violence	National	YES	YES	YES		
Improving the built environment	Subnational	-	-	-	-	-
Parent and caregiver support						
Home visiting	National	YES	YES	NO		
Centre-based parenting support	National	YES	YES	YES		
Income and economic strengthening						
Cash transfers	National	YES	NO	NO		
Group savings and loans with gender equity training	Subnational	-	-	-	-	-
Microfinance and gender equity training	National	YES	YES	YES		
Response and support services						
Child protection services	National	YES	YES	YES		
Clinical services for sexual violence victims	National	YES	YES	NO		
Mental health services for victims	Subnational	-	-	-	-	-
Mental health services for perpetrators	Subnational	-	-	-	-	-
Identification and referral for victims	Subnational	-	-	-	-	-
Identification and referral for perpetrators	Subnational	-	-	-	-	-
Education and life skills						
Increasing school enrolment	National	YES	YES	YES		
Helping children protect themselves from sexual abuse	National	YES	YES	YES		
Life and social skills training	National	YES	YES	YES		
School-based anti-bullying	National	YES	YES	YES		
School-based dating violence prevention	National	YES	YES	YES		
Reducing violence by school staff	National	YES	YES	YES		

VIOLENCE PREVALENCE FROM SELECTED MULTI-COUNTRY SURVEYS^a

	Male%	Female%
Experiencing violent discipline in the past month, 1–14 year olds	-	-
Witnessing physical violence in the home prior to 18 years, 18–24 year olds	-	-
Sexual victimization prior to 18 years, 18–24 year olds	-	-
Bullying victimization in the past 30 days/few months, 11–15 year olds	36	33
Involvement in physical fighting in the past 12 months, 13–15 year olds	-	-

^a Countries may have data available from several other surveys but in the interests of global comparability, indicators from the most widely available internationally comparable surveys have been selected



GOVERNANCE AND MONITORING TO END VIOLENCE AGAINST CHILDREN

4 Government sectors with functions addressing violence against children,
2 of which have coordinating function

National action plan/s

		Funding			Funding
Child maltreatment	NO	-	School-based violence	NO	-
Youth violence	NO	-	Gender-based violence	NO	-
Sexual violence	NO	-	Other	NO	-

Includes prevalence indicator/s: NO

IMPLEMENTATION OF INSPIRE STRATEGIES AND APPROACHES

Implementation and enforcement of laws

	Perceived enforcement			Perceived enforcement	
	Low	High		Low	High
Bans on corporal punishment in all settings	-		Against weapons on school premises	YES	
Against statutory rape	YES		Providing for victim compensation	YES	Not asked
Against contact sexual violence excluding rape	YES		Providing for victim legal representation	YES	Not asked
Against non-contact sexual violence	YES		Minimum age for alcohol sales	13 ^a	Not asked
Regulating civilian access to and use of firearms	YES				

	Level	Implementation support			Perceived reach	
		Funds	Tools	Training	Very few	Nearly all
Norms and values						
Strengthening non-violent norms	National	YES	YES	YES		
Community mobilization	National	YES	YES	YES		
Bystander interventions	-	-	-	-	-	
Safe environments						
Addressing violence "hotspots"	Subnational	-	-	-	-	
Interrupting the spread of violence	None	-	-	-	-	
Improving the built environment	National	NO	NO	YES		
Parent and caregiver support						
Home visiting	National	YES	YES	YES		
Centre-based parenting support	National	YES	YES	YES		
Income and economic strengthening						
Cash transfers	National	YES	YES	NO		
Group savings and loans with gender equity training	Subnational	-	-	-	-	
Microfinance and gender equity training	National	YES	YES	YES		
Response and support services						
Child protection services	National	YES	YES	YES		
Clinical services for sexual violence victims	National	NO	YES	YES		
Mental health services for victims	Subnational	-	-	-	-	
Mental health services for perpetrators	Subnational	-	-	-	-	
Identification and referral for victims	Subnational	-	-	-	-	
Identification and referral for perpetrators	None	-	-	-	-	
Education and life skills						
Increasing school enrolment	National	YES	YES	YES		
Helping children protect themselves from sexual abuse	National	YES	YES	YES		
Life and social skills training	National	NO	YES	YES		
School-based anti-bullying	National	NO	YES	YES		
School-based dating violence prevention	National	NO	YES	NO		
Reducing violence by school staff	National	NO	YES	YES		

VIOLENCE PREVALENCE FROM SELECTED MULTI-COUNTRY SURVEYS^b

	Male%	Female%
Experiencing violent discipline in the past month, 1–14 year olds	84 ^c	82 ^c
Witnessing physical violence in the home prior to 18 years, 18–24 year olds	-	-
Sexual victimization prior to 18 years, 18–24 year olds	-	-
Bullying victimization in the past 30 days/few months, 11–15 year olds	-	-
Involvement in physical fighting in the past 12 months, 13–15 year olds	-	-

a Minimum age for purchasing alcohol is 13 years for males and 16 years for females

b Countries may have data available from several other surveys but in the interests of global comparability, indicators from the most widely available internationally comparable surveys have been selected

c Data differ from the standard definition or refer to only part of the country



GOVERNANCE AND MONITORING TO END VIOLENCE AGAINST CHILDREN

10 Government sectors with functions addressing violence against children,
8 of which have coordinating function

National action plan/s

		Funding		Funding
Child maltreatment	YES	Partial	School-based violence	YES Partial
Youth violence	YES	Partial	Gender-based violence	YES Partial
Sexual violence	YES	Partial	Other	NO -

Includes prevalence indicator/s: YES (Physical, sexual, emotional, neglect)

IMPLEMENTATION OF INSPIRE STRATEGIES AND APPROACHES

Implementation and enforcement of laws

		Perceived enforcement				Perceived enforcement	
		Low	High			Low	High
Bans on corporal punishment in all settings	NO			Against weapons on school premises	NO	-	
Against statutory rape	YES			Providing for victim compensation	YES	Not asked	
Against contact sexual violence excluding rape	YES			Providing for victim legal representation	YES	Not asked	
Against non-contact sexual violence	YES			Minimum age for alcohol sales	NO	Not asked	
Regulating civilian access to and use of firearms	YES ^a						

	Level	Implementation support			Perceived reach	
		Funds	Tools	Training	Very few	Nearly all
Norms and values						
Strengthening non-violent norms	National	YES	YES	YES		
Community mobilization	National	YES	YES	YES		
Bystander interventions	National	YES	YES	YES		

Safe environments

Addressing violence "hotspots"	-	-	-	-	-	-
Interrupting the spread of violence	-	-	-	-	-	-
Improving the built environment	-	-	-	-	-	-

Parent and caregiver support

Home visiting	Subnational	-	-	-	-	-
Centre-based parenting support	Subnational	-	-	-	-	-

Income and economic strengthening

Cash transfers	National	YES	YES	YES		
Group savings and loans with gender equity training	Subnational	-	-	-	-	-
Microfinance and gender equity training	Subnational	-	-	-	-	-

Response and support services

Child protection services	National	YES	YES	YES		
Clinical services for sexual violence victims	National	YES	YES	YES		
Mental health services for victims	National	YES	YES	YES		
Mental health services for perpetrators	Subnational	-	-	-	-	-
Identification and referral for victims	National	YES	YES	YES		
Identification and referral for perpetrators	Subnational	-	-	-	-	-

Education and life skills

Increasing school enrolment	National	YES	YES	YES		
Helping children protect themselves from sexual abuse	National	YES	YES	YES		
Life and social skills training	National	YES	YES	YES		
School-based anti-bullying	National	YES	YES	YES		
School-based dating violence prevention	National	YES	YES	YES		
Reducing violence by school staff	National	YES	YES	YES		

VIOLENCE PREVALENCE FROM SELECTED MULTI-COUNTRY SURVEYS^b

	Male%	Female%
Experiencing violent discipline in the past month, 1–14 year olds	-	-
Witnessing physical violence in the home prior to 18 years, 18–24 year olds	18 ^c	15 ^c
Sexual victimization prior to 18 years, 18–24 year olds	6	4
Bullying victimization in the past 30 days/few months, 11–15 year olds	23	22
Involvement in physical fighting in the past 12 months, 13–15 year olds	15	12

a No civilian may lawfully acquire, possess or transfer a firearm or ammunition

b Countries may have data available from several other surveys but in the interests of global comparability, indicators from the most widely available internationally comparable surveys have been selected

c Witnessing physical violence in the homes includes seeing an adult slap, punch, kick, use or threaten to use a gun, knife, stick, rock or other similar weapon against another adult



GOVERNANCE AND MONITORING TO END VIOLENCE AGAINST CHILDREN

15 Government sectors with functions addressing violence against children,
11 of which have coordinating function

National action plan/s

		Funding		Funding
Child maltreatment	YES	Partial	School-based violence	YES Partial
Youth violence	YES	Partial	Gender-based violence	YES Partial
Sexual violence	YES	Partial	Other	NO -

Includes prevalence indicator/s: NO

IMPLEMENTATION OF INSPIRE STRATEGIES AND APPROACHES

Implementation and enforcement of laws

		Perceived enforcement				Perceived enforcement	
		Low	High			Low	High
Bans on corporal punishment in all settings	NO			Against weapons on school premises	NO	-	
Against statutory rape	YES			Providing for victim compensation	NO	Not asked	
Against contact sexual violence excluding rape	YES			Providing for victim legal representation	NO	Not asked	
Against non-contact sexual violence	YES			Minimum age for alcohol sales	21	Not asked	
Regulating civilian access to and use of firearms	YES						

	Level	Implementation support			Perceived reach	
		Funds	Tools	Training	Very few	Nearly all

Norms and values

Strengthening non-violent norms	National	NO	YES	YES	
Community mobilization	None	-	-	-	-
Bystander interventions	None	-	-	-	-

Safe environments

Addressing violence "hotspots"	None	-	-	-	-
Interrupting the spread of violence	None	-	-	-	-
Improving the built environment	None	-	-	-	-

Parent and caregiver support

Home visiting	None	-	-	-	-
Centre-based parenting support	None	-	-	-	-

Income and economic strengthening

Cash transfers	National	YES	YES	YES	
Group savings and loans with gender equity training	National	YES	YES	YES	
Microfinance and gender equity training	National	YES	YES	YES	-

Response and support services

Child protection services	National	YES	YES	YES	
Clinical services for sexual violence victims	National	NO	YES	YES	
Mental health services for victims	Subnational	-	-	-	-
Mental health services for perpetrators	Subnational	-	-	-	-
Identification and referral for victims	None	-	-	-	-
Identification and referral for perpetrators	None	-	-	-	-

Education and life skills

Increasing school enrolment	National	YES	YES	YES	
Helping children protect themselves from sexual abuse	National	YES	YES	YES	
Life and social skills training	National	YES	YES	YES	
School-based anti-bullying	National	NO	NO	NO	
School-based dating violence prevention	None	-	-	-	-
Reducing violence by school staff	National	NO	NO	YES	

VIOLENCE PREVALENCE FROM SELECTED MULTI-COUNTRY SURVEYS^a

	Male%	Female%
Experiencing violent discipline in the past month, 1–14 year olds	85	85
Witnessing physical violence in the home prior to 18 years, 18–24 year olds	-	-
Sexual victimization prior to 18 years, 18–24 year olds	-	-
Bullying victimization in the past 30 days/few months, 11–15 year olds	-	-
Involvement in physical fighting in the past 12 months, 13–15 year olds	-	-

^a Countries may have data available from several other surveys but in the interests of global comparability, indicators from the most widely available internationally comparable surveys have been selected



GOVERNANCE AND MONITORING TO END VIOLENCE AGAINST CHILDREN

8 Government sectors with functions addressing violence against children,
3 of which have coordinating function

National action plan/s

	Funding		Funding	
	YES	Full	YES	Full
Child maltreatment	YES	Full	School-based violence	YES Full
Youth violence	YES	Full	Gender-based violence	YES Full
Sexual violence	YES	Full	Other	NO -

Includes prevalence indicator/s: YES (Gender-based)

IMPLEMENTATION OF INSPIRE STRATEGIES AND APPROACHES

Implementation and enforcement of laws

	Perceived enforcement		Perceived enforcement	
	Low	High	Low	High
Bans on corporal punishment in all settings	NO	-	Against weapons on school premises	YES -
Against statutory rape	YES	-	Providing for victim compensation	YES ^a Not asked
Against contact sexual violence excluding rape	YES	-	Providing for victim legal representation	YES ^a Not asked
Against non-contact sexual violence	YES	-	Minimum age for alcohol sales	YES ^a Not asked
Regulating civilian access to and use of firearms	YES	-		

	Level	Implementation support			Perceived reach	
		Funds	Tools	Training	Very few	Nearly all
Norms and values						
Strengthening non-violent norms	National	YES	YES	YES	-	-
Community mobilization	National	YES	YES	YES	-	-
Bystander interventions	National	YES	YES	YES	-	-
Safe environments						
Addressing violence "hotspots"	Subnational	-	-	-	-	-
Interrupting the spread of violence	National	YES	YES	YES	-	-
Improving the built environment	National	YES	NO	YES	-	-
Parent and caregiver support						
Home visiting	National	YES	YES	YES	-	-
Centre-based parenting support	National	YES	YES	YES	-	-
Income and economic strengthening						
Cash transfers	National	YES	YES	YES	-	-
Group savings and loans with gender equity training	None	-	-	-	-	-
Microfinance and gender equity training	None	-	-	-	-	-
Response and support services						
Child protection services	National	YES	YES	YES	-	-
Clinical services for sexual violence victims	National	YES	YES	YES	-	-
Mental health services for victims	National	YES	YES	YES	-	-
Mental health services for perpetrators	National	YES	YES	YES	-	-
Identification and referral for victims	National	YES	YES	YES	-	-
Identification and referral for perpetrators	National	YES	YES	YES	-	-
Education and life skills						
Increasing school enrolment	Subnational	YES	YES	YES	-	-
Helping children protect themselves from sexual abuse	National	YES	YES	YES	-	-
Life and social skills training	Subnational	YES	YES	YES	-	-
School-based anti-bullying	National	YES	YES	YES	-	-
School-based dating violence prevention	National	YES	YES	YES	-	-
Reducing violence by school staff	Subnational	YES	YES	YES	-	-

VIOLENCE PREVALENCE FROM SELECTED MULTI-COUNTRY SURVEYS^b

	Male%	Female%
Experiencing violent discipline in the past month, 1–14 year olds	-	-
Witnessing physical violence in the home prior to 18 years, 18–24 year olds	-	-
Sexual victimization prior to 18 years, 18–24 year olds	-	-
Bullying victimization in the past 30 days/few months, 11–15 year olds	33	38
Involvement in physical fighting in the past 12 months, 13–15 year olds	-	-

a Subnational

b Countries may have data available from several other surveys but in the interests of global comparability, indicators from the most widely available internationally comparable surveys have been selected



GOVERNANCE AND MONITORING TO END VIOLENCE AGAINST CHILDREN

3 Government sectors with functions addressing violence against children,
3 of which have coordinating function

National action plan/s

	Funding			Funding	
Child maltreatment	NO	-	School-based violence	NO	-
Youth violence	NO	-	Gender-based violence	NO	-
Sexual violence	NO	-	Other	NO	-

Includes prevalence indicator/s: NO

IMPLEMENTATION OF INSPIRE STRATEGIES AND APPROACHES

Implementation and enforcement of laws

		Perceived enforcement				Perceived enforcement	
		Low	High			Low	High
Bans on corporal punishment in all settings	NO			Against weapons on school premises	NO	-	
Against statutory rape	YES			Providing for victim compensation	NO	Not asked	
Against contact sexual violence excluding rape	YES			Providing for victim legal representation	NO	Not asked	
Against non-contact sexual violence	YES			Minimum age for alcohol sales	NO	Not asked	
Regulating civilian access to and use of firearms	YES						

	Level	Implementation support			Perceived reach	
		Funds	Tools	Training	Very few	Nearly all
Norms and values						
Strengthening non-violent norms	None	-	-	-	-	-
Community mobilization	National	NO	YES	YES		
Bystander interventions	None	-	-	-	-	-

Safe environments

Addressing violence "hotspots"	Subnational	-	-	-	-	-
Interrupting the spread of violence	None	-	-	-	-	-
Improving the built environment	Subnational	-	-	-	-	-

Parent and caregiver support

Home visiting	National	NO	YES	YES	
Centre-based parenting support	National	NO	YES	YES	

Income and economic strengthening

Cash transfers	None	-	-	-	-
Group savings and loans with gender equity training	None	-	-	-	-
Microfinance and gender equity training	None	-	-	-	-

Response and support services

Child protection services	National	NO	YES	YES	
Clinical services for sexual violence victims	National	NO	YES	YES	
Mental health services for victims	None	-	-	-	-
Mental health services for perpetrators	None	-	-	-	-
Identification and referral for victims	National	NO	YES	YES	
Identification and referral for perpetrators	None	-	-	-	-

Education and life skills

Increasing school enrolment	National	YES	YES	YES	
Helping children protect themselves from sexual abuse	National	NO	YES	YES	
Life and social skills training	National	NO	YES	YES	
School-based anti-bullying	Subnational	-	-	-	-
School-based dating violence prevention	None	-	-	-	-
Reducing violence by school staff	National	NO	YES	YES	

VIOLENCE PREVALENCE FROM SELECTED MULTI-COUNTRY SURVEYS^a

	Male%	Female%
Experiencing violent discipline in the past month, 1–14 year olds	92 ^b	92 ^b
Witnessing physical violence in the home prior to 18 years, 18–24 year olds	-	-
Sexual victimization prior to 18 years, 18–24 year olds	-	-
Bullying victimization in the past 30 days/few months, 11–15 year olds	-	-
Involvement in physical fighting in the past 12 months, 13–15 year olds	-	-

a Countries may have data available from several other surveys but in the interests of global comparability, indicators from the most widely available internationally comparable surveys have been selected

b Data differ from the standard definition or refer to only part of the country



GOVERNANCE AND MONITORING TO END VIOLENCE AGAINST CHILDREN

4 Government sectors with functions addressing violence against children,
 4 of which have coordinating function

National action plan/s

	Funding			Funding	
Child maltreatment	NO	-	School-based violence	NO	-
Youth violence	NO	-	Gender-based violence	NO	-
Sexual violence	NO	-	Other	NO	-

Includes prevalence indicator/s: NO

IMPLEMENTATION OF INSPIRE STRATEGIES AND APPROACHES

Implementation and enforcement of laws

		Perceived enforcement				Perceived enforcement	
		Low	High			Low	High
Bans on corporal punishment in all settings	NO			Against weapons on school premises	NO	-	
Against statutory rape	YES			Providing for victim compensation	-	Not asked	
Against contact sexual violence excluding rape	YES			Providing for victim legal representation	YES	Not asked	
Against non-contact sexual violence	YES			Minimum age for alcohol sales	16	Not asked	
Regulating civilian access to and use of firearms	YES						

	Level	Implementation support			Perceived reach	
		Funds	Tools	Training	Very few	Nearly all
Norms and values						
Strengthening non-violent norms	National	YES	YES	YES		
Community mobilization	National	YES	YES	YES		
Bystander interventions	National	NO	YES	YES		
Safe environments						
Addressing violence "hotspots"	None	-	-	-	-	
Interrupting the spread of violence	National	YES	YES	YES		
Improving the built environment	National	YES	YES	YES		
Parent and caregiver support						
Home visiting	National	YES	YES	YES		
Centre-based parenting support	National	YES	YES	YES		
Income and economic strengthening						
Cash transfers	National	YES	NO	NO		
Group savings and loans with gender equity training	None	-	-	-	-	
Microfinance and gender equity training	None	-	-	-	-	
Response and support services						
Child protection services	National	YES	YES	YES		
Clinical services for sexual violence victims	National	YES	YES	YES		
Mental health services for victims	National	NO	YES	YES		
Mental health services for perpetrators	None	-	-	-	-	
Identification and referral for victims	National	YES	YES	YES		
Identification and referral for perpetrators	None	-	-	-	-	
Education and life skills						
Increasing school enrolment	National	YES	YES	YES		
Helping children protect themselves from sexual abuse	National	YES	YES	YES		
Life and social skills training	National	YES	YES	YES		
School-based anti-bullying	National	NO	YES	YES		
School-based dating violence prevention	National	NO	YES	YES		
Reducing violence by school staff	National	NO	YES	YES		

VIOLENCE PREVALENCE FROM SELECTED MULTI-COUNTRY SURVEYS^a

	Male%	Female%
Experiencing violent discipline in the past month, 1–14 year olds	72	71
Witnessing physical violence in the home prior to 18 years, 18–24 year olds	-	-
Sexual victimization prior to 18 years, 18–24 year olds	-	-
Bullying victimization in the past 30 days/few months, 11–15 year olds	-	-
Involvement in physical fighting in the past 12 months, 13–15 year olds	-	-

^a Countries may have data available from several other surveys but in the interests of global comparability, indicators from the most widely available internationally comparable surveys have been selected



GOVERNANCE AND MONITORING TO END VIOLENCE AGAINST CHILDREN

2 Government sectors with functions addressing violence against children,
2 of which have coordinating function

National action plan/s

		Funding		Funding
Child maltreatment	YES	None	School-based violence	YES Partial
Youth violence	YES	-	Gender-based violence	YES Partial
Sexual violence	YES	Partial	Other	NO -

Includes prevalence indicator/s: NO

IMPLEMENTATION OF INSPIRE STRATEGIES AND APPROACHES

Implementation and enforcement of laws


		Perceived enforcement				Perceived enforcement	
		Low	High			Low	High
Bans on corporal punishment in all settings	YES			Against weapons on school premises	YES		
Against statutory rape	YES			Providing for victim compensation	-		Not asked
Against contact sexual violence excluding rape	YES			Providing for victim legal representation	YES		Not asked
Against non-contact sexual violence	YES			Minimum age for alcohol sales	18		Not asked
Regulating civilian access to and use of firearms	YES						

	Level	Implementation support			Perceived reach	
		Funds	Tools	Training	Very few	Nearly all
Norms and values						
Strengthening non-violent norms	National	YES	YES	NO		
Community mobilization	National	YES	YES	NO		
Bystander interventions	National	YES	YES	YES		
Safe environments						
Addressing violence "hotspots"	National	YES	NO	YES		
Interrupting the spread of violence	Subnational	-	-	-		
Improving the built environment	National	YES	YES	YES		
Parent and caregiver support						
Home visiting	National	YES	YES	YES		
Centre-based parenting support	National	YES	YES	YES		
Income and economic strengthening						
Cash transfers	-	-	-	-		
Group savings and loans with gender equity training	-	-	-	-		
Microfinance and gender equity training	Subnational	-	-	-		
Response and support services						
Child protection services	National	YES	YES	YES		
Clinical services for sexual violence victims	National	YES	YES	YES		
Mental health services for victims	National	YES	YES	NO		
Mental health services for perpetrators	National	YES	YES	NO		
Identification and referral for victims	National	NO	YES	YES		
Identification and referral for perpetrators	National	YES	YES	NO		
Education and life skills						
Increasing school enrolment	National	YES	YES	YES		
Helping children protect themselves from sexual abuse	National	YES	YES	YES		
Life and social skills training	National	YES	YES	NO		
School-based anti-bullying	None	-	-	-		
School-based dating violence prevention	None	-	-	-		
Reducing violence by school staff	-	-	-	-		

VIOLENCE PREVALENCE FROM SELECTED MULTI-COUNTRY SURVEYS^a

	Male%	Female%
Experiencing violent discipline in the past month, 1–14 year olds	-	-
Witnessing physical violence in the home prior to 18 years, 18–24 year olds	-	-
Sexual victimization prior to 18 years, 18–24 year olds	-	-
Bullying victimization in the past 30 days/few months, 11–15 year olds	16	14
Involvement in physical fighting in the past 12 months, 13–15 year olds	38	19

^a Countries may have data available from several other surveys but in the interests of global comparability, indicators from the most widely available internationally comparable surveys have been selected



GOVERNANCE AND MONITORING TO END VIOLENCE AGAINST CHILDREN

13 Government sectors with functions addressing violence against children,
7 of which have coordinating function

National action plan/s

	Funding		Funding	
	YES	Full	YES	Full
Child maltreatment	YES	Full	School-based violence	Full
Youth violence	YES	Full	Gender-based violence	Full
Sexual violence	YES	Full	Other	-

Includes prevalence indicator/s: NO

IMPLEMENTATION OF INSPIRE STRATEGIES AND APPROACHES

Implementation and enforcement of laws

	YES	Perceived enforcement		YES	Perceived enforcement	
		Low	High		Low	High
Bans on corporal punishment in all settings	YES			Against weapons on school premises	YES	
Against statutory rape	YES			Providing for victim compensation	YES	Not asked
Against contact sexual violence excluding rape	YES			Providing for victim legal representation	YES	Not asked
Against non-contact sexual violence	YES			Minimum age for alcohol sales	NO	Not asked
Regulating civilian access to and use of firearms	YES ^a					

	Level	Implementation support			Perceived reach	
		Funds	Tools	Training	Very few	Nearly all
Norms and values						
Strengthening non-violent norms	National	NO	NO	NO		
Community mobilization	National	YES	YES	YES		
Bystander interventions	National	YES	YES	YES		

Safe environments

Addressing violence "hotspots"	-	-	-	-	-
Interrupting the spread of violence	None	-	-	-	-
Improving the built environment	-	-	-	-	-

Parent and caregiver support

Home visiting	National	YES	YES	YES	
Centre-based parenting support	Subnational	-	-	-	-

Income and economic strengthening

Cash transfers	National	YES	YES	YES	
Group savings and loans with gender equity training	National	YES	YES	YES	
Microfinance and gender equity training	National	YES	NO	NO	

Response and support services

Child protection services	National	YES	YES	YES	
Clinical services for sexual violence victims	National	YES	YES	NO	
Mental health services for victims	National	YES	YES	YES	
Mental health services for perpetrators	National	YES	YES	YES	
Identification and referral for victims	National	YES	YES	YES	
Identification and referral for perpetrators	National	YES	YES	YES	

Education and life skills

Increasing school enrolment	National	YES	YES	YES	
Helping children protect themselves from sexual abuse	National	YES	YES	YES	
Life and social skills training	National	YES	YES	YES	
School-based anti-bullying	National	YES	YES	YES	
School-based dating violence prevention	-	-	-	-	-
Reducing violence by school staff	National	YES	YES	YES	

VIOLENCE PREVALENCE FROM SELECTED MULTI-COUNTRY SURVEYS^b

	Male%	Female%
Experiencing violent discipline in the past month, 1–14 year olds	-	-
Witnessing physical violence in the home prior to 18 years, 18–24 year olds	-	-
Sexual victimization prior to 18 years, 18–24 year olds	-	-
Bullying victimization in the past 30 days/few months, 11–15 year olds	c	c
Involvement in physical fighting in the past 12 months, 13–15 year olds	c	c

a No civilian may lawfully acquire, possess or transfer a firearm or ammunition

b Countries may have data available from several other surveys but in the interests of global comparability, indicators from the most widely available internationally comparable surveys have been selected

c Data refer to only part of the country



GOVERNANCE AND MONITORING TO END VIOLENCE AGAINST CHILDREN

10 Government sectors with functions addressing violence against children,
5 of which have coordinating function

National action plan/s

		Funding		Funding
Child maltreatment	YES	-	School-based violence	YES -
Youth violence	YES	-	Gender-based violence	YES -
Sexual violence	YES	Partial	Other	NO -

Includes prevalence indicator/s: NO

IMPLEMENTATION OF INSPIRE STRATEGIES AND APPROACHES

Implementation and enforcement of laws

		Perceived enforcement				Perceived enforcement	
		Low	High			Low	High
Bans on corporal punishment in all settings	NO			Against weapons on school premises	NO	-	
Against statutory rape	YES			Providing for victim compensation	YES	Not asked	
Against contact sexual violence excluding rape	YES			Providing for victim legal representation	NO	Not asked	
Against non-contact sexual violence	YES			Minimum age for alcohol sales	18	Not asked	
Regulating civilian access to and use of firearms	YES						

	Level	Implementation support			Perceived reach	
		Funds	Tools	Training	Very few	Nearly all
Norms and values						
Strengthening non-violent norms	National	YES	YES	YES		
Community mobilization	Subnational	-	-	-	-	-
Bystander interventions	Subnational	-	-	-	-	-
Safe environments						
Addressing violence "hotspots"	National	YES	YES	YES		
Interrupting the spread of violence	None	-	-	-	-	-
Improving the built environment	National	YES	YES	YES		
Parent and caregiver support						
Home visiting	Subnational	-	-	-	-	-
Centre-based parenting support	None	-	-	-	-	-
Income and economic strengthening						
Cash transfers	National	YES	YES	NO		
Group savings and loans with gender equity training	National	YES	YES	YES		
Microfinance and gender equity training	Subnational	-	-	-	-	-
Response and support services						
Child protection services	National	YES	YES	YES		
Clinical services for sexual violence victims	National	YES	YES	NO		
Mental health services for victims	National	YES	YES	YES		
Mental health services for perpetrators	None	-	-	-	-	-
Identification and referral for victims	National	NO	YES	YES		
Identification and referral for perpetrators	None	-	-	-	-	-
Education and life skills						
Increasing school enrolment	National	YES	YES	YES		
Helping children protect themselves from sexual abuse	National	YES	YES	YES		
Life and social skills training	Subnational	-	-	-	-	-
School-based anti-bullying	National	YES	YES	YES		
School-based dating violence prevention	National	YES	YES	YES		
Reducing violence by school staff	None	-	-	-	-	-

VIOLENCE PREVALENCE FROM SELECTED MULTI-COUNTRY SURVEYS^a

	Male%	Female%
Experiencing violent discipline in the past month, 1–14 year olds	-	-
Witnessing physical violence in the home prior to 18 years, 18–24 year olds	25	30
Sexual victimization prior to 18 years, 18–24 year olds	8	15
Bullying victimization in the past 30 days/few months, 11–15 year olds	^b	^b
Involvement in physical fighting in the past 12 months, 13–15 year olds	^b	^b

^a Countries may have data available from several other surveys but in the interests of global comparability, indicators from the most widely available internationally comparable surveys have been selected

^b Data refer to only part of the country



GOVERNANCE AND MONITORING TO END VIOLENCE AGAINST CHILDREN

3 Government sectors with functions addressing violence against children,
3 of which have coordinating function

National action plan/s

	Funding			Funding	
Child maltreatment	NO	-	School-based violence	NO	-
Youth violence	NO	-	Gender-based violence	NO	-
Sexual violence	NO	-	Other	NO	-

Includes prevalence indicator/s: NO

IMPLEMENTATION OF INSPIRE STRATEGIES AND APPROACHES

Implementation and enforcement of laws

	Perceived enforcement			Perceived enforcement	
	Low	High		Low	High
Bans on corporal punishment in all settings	NO	-	Against weapons on school premises	NO	-
Against statutory rape	YES		Providing for victim compensation	NO	Not asked
Against contact sexual violence excluding rape	YES		Providing for victim legal representation	NO	Not asked
Against non-contact sexual violence	YES		Minimum age for alcohol sales	-	Not asked
Regulating civilian access to and use of firearms	YES	-			

	Level	Implementation support			Perceived reach	
		Funds	Tools	Training	Very few	Nearly all
Norms and values						
Strengthening non-violent norms	National	YES	YES	YES		
Community mobilization	National	YES	YES	YES		
Bystander interventions	None	-	-	-	-	-
Safe environments						
Addressing violence "hotspots"	None	-	-	-	-	-
Interrupting the spread of violence	None	-	-	-	-	-
Improving the built environment	Subnational	-	-	-	-	-
Parent and caregiver support						
Home visiting	None	-	-	-	-	-
Centre-based parenting support	None	-	-	-	-	-
Income and economic strengthening						
Cash transfers	None	-	-	-	-	-
Group savings and loans with gender equity training	None	-	-	-	-	-
Microfinance and gender equity training	None	-	-	-	-	-
Response and support services						
Child protection services	National	NO	NO	YES		
Clinical services for sexual violence victims	National	YES	YES	NO		
Mental health services for victims	None	-	-	-	-	-
Mental health services for perpetrators	None	-	-	-	-	-
Identification and referral for victims	None	-	-	-	-	-
Identification and referral for perpetrators	None	-	-	-	-	-
Education and life skills						
Increasing school enrolment	National	YES	NO	YES		
Helping children protect themselves from sexual abuse	National	NO	NO	YES		
Life and social skills training	None	-	-	-	-	-
School-based anti-bullying	None	-	-	-	-	-
School-based dating violence prevention	Subnational	-	-	-	-	-
Reducing violence by school staff	None	-	-	-	-	-

VIOLENCE PREVALENCE FROM SELECTED MULTI-COUNTRY SURVEYS^a

	Male%	Female%
Experiencing violent discipline in the past month, 1–14 year olds	-	-
Witnessing physical violence in the home prior to 18 years, 18–24 year olds	-	-
Sexual victimization prior to 18 years, 18–24 year olds	-	-
Bullying victimization in the past 30 days/few months, 11–15 year olds	-	-
Involvement in physical fighting in the past 12 months, 13–15 year olds	-	-

^a Countries may have data available from several other surveys but in the interests of global comparability, indicators from the most widely available internationally comparable surveys have been selected



GOVERNANCE AND MONITORING TO END VIOLENCE AGAINST CHILDREN

4 Government sectors with functions addressing violence against children,
1 of which has coordinating function

National action plan/s

		Funding		Funding
Child maltreatment	YES	Partial	School-based violence	YES Partial
Youth violence	YES	Partial	Gender-based violence	YES Partial
Sexual violence	YES	Partial	Other	NO -

Includes prevalence indicator/s: NO

IMPLEMENTATION OF INSPIRE STRATEGIES AND APPROACHES

Implementation and enforcement of laws

		Perceived enforcement				Perceived enforcement	
		Low	High			Low	High
Bans on corporal punishment in all settings	YES			Against weapons on school premises	NO	-	
Against statutory rape	YES			Providing for victim compensation	NO	Not asked	
Against contact sexual violence excluding rape	YES			Providing for victim legal representation	YES	Not asked	
Against non-contact sexual violence	YES			Minimum age for alcohol sales	16	Not asked	
Regulating civilian access to and use of firearms	YES						

	Level	Implementation support			Perceived reach	
		Funds	Tools	Training	Very few	Nearly all
Norms and values						
Strengthening non-violent norms	National	NO	NO	YES		
Community mobilization	National	NO	NO	YES		
Bystander interventions	None	-	-	-	-	-
Safe environments						
Addressing violence "hotspots"	None	-	-	-	-	-
Interrupting the spread of violence	None	-	-	-	-	-
Improving the built environment	None	-	-	-	-	-
Parent and caregiver support						
Home visiting	National	YES	NO	NO		
Centre-based parenting support	National	YES	NO	NO		
Income and economic strengthening						
Cash transfers	Subnational	-	-	-	-	-
Group savings and loans with gender equity training	National	YES	NO	YES		
Microfinance and gender equity training	Subnational	-	-	-	-	-
Response and support services						
Child protection services	National	YES	YES	NO		
Clinical services for sexual violence victims	National	NO	YES	YES		
Mental health services for victims	Subnational	-	-	-	-	-
Mental health services for perpetrators	Subnational	-	-	-	-	-
Identification and referral for victims	None	-	-	-	-	-
Identification and referral for perpetrators	Subnational	-	-	-	-	-
Education and life skills						
Increasing school enrolment	National	YES	YES	YES		
Helping children protect themselves from sexual abuse	National	NO	NO	YES		
Life and social skills training	National	YES	YES	YES		
School-based anti-bullying	National	NO	YES	YES		
School-based dating violence prevention	National	NO	NO	YES		
Reducing violence by school staff	National	NO	YES	YES		

VIOLENCE PREVALENCE FROM SELECTED MULTI-COUNTRY SURVEYS^a

	Male%	Female%
Experiencing violent discipline in the past month, 1–14 year olds	83	82
Witnessing physical violence in the home prior to 18 years, 18–24 year olds	-	-
Sexual victimization prior to 18 years, 18–24 year olds	-	-
Bullying victimization in the past 30 days/few months, 11–15 year olds	-	-
Involvement in physical fighting in the past 12 months, 13–15 year olds	-	-

^a Countries may have data available from several other surveys but in the interests of global comparability, indicators from the most widely available internationally comparable surveys have been selected



GOVERNANCE AND MONITORING TO END VIOLENCE AGAINST CHILDREN

5 Government sectors with functions addressing violence against children,
1 of which has coordinating function

National action plan/s

	Funding		Funding	
	YES	Full	YES	Full
Child maltreatment	YES	Full	School-based violence	Full
Youth violence	YES	Full	Gender-based violence	Partial
Sexual violence	YES	Full	Other	-

Includes prevalence indicator/s: NO

IMPLEMENTATION OF INSPIRE STRATEGIES AND APPROACHES

Implementation and enforcement of laws

		Perceived enforcement				Perceived enforcement	
		Low	High			Low	High
Bans on corporal punishment in all settings	NO			Against weapons on school premises	YES		
Against statutory rape	YES			Providing for victim compensation	NO	Not asked	
Against contact sexual violence excluding rape	YES			Providing for victim legal representation	YES	Not asked	
Against non-contact sexual violence	YES			Minimum age for alcohol sales	18	Not asked	
Regulating civilian access to and use of firearms	YES						

	Level	Implementation support			Perceived reach	
		Funds	Tools	Training	Very few	Nearly all
Norms and values						
Strengthening non-violent norms	None	-	-	-	-	-
Community mobilization	None	-	-	-	-	-
Bystander interventions	None	-	-	-	-	-
Safe environments						
Addressing violence "hotspots"	None	-	-	-	-	-
Interrupting the spread of violence	None	-	-	-	-	-
Improving the built environment	None	-	-	-	-	-
Parent and caregiver support						
Home visiting	National	YES	YES	NO		
Centre-based parenting support	None	-	-	-	-	-
Income and economic strengthening						
Cash transfers	National	YES	NO	NO		
Group savings and loans with gender equity training	None	-	-	-	-	-
Microfinance and gender equity training	None	-	-	-	-	-
Response and support services						
Child protection services	National	NO	NO	YES		
Clinical services for sexual violence victims	National	YES	YES	YES		
Mental health services for victims	National	YES	NO	NO		
Mental health services for perpetrators	National	YES	NO	NO		
Identification and referral for victims	National	YES	NO	YES		
Identification and referral for perpetrators	None	-	-	-	-	-
Education and life skills						
Increasing school enrolment	Subnational	-	-	-	-	-
Helping children protect themselves from sexual abuse	None	-	-	-	-	-
Life and social skills training	National	NO	YES	NO		
School-based anti-bullying	None	-	-	-	-	-
School-based dating violence prevention	None	-	-	-	-	-
Reducing violence by school staff	National	NO	YES	YES		

VIOLENCE PREVALENCE FROM SELECTED MULTI-COUNTRY SURVEYS^a

	Male%	Female%
Experiencing violent discipline in the past month, 1–14 year olds	-	-
Witnessing physical violence in the home prior to 18 years, 18–24 year olds	-	-
Sexual victimization prior to 18 years, 18–24 year olds	-	-
Bullying victimization in the past 30 days/few months, 11–15 year olds	29	32
Involvement in physical fighting in the past 12 months, 13–15 year olds	35	26

^a Countries may have data available from several other surveys but in the interests of global comparability, indicators from the most widely available internationally comparable surveys have been selected



GOVERNANCE AND MONITORING TO END VIOLENCE AGAINST CHILDREN

1 Government sector with functions addressing violence against children,
1 of which has coordinating function

National action plan/s

		Funding		Funding
Child maltreatment	YES ^a	-	School-based violence	YES
Youth violence	YES ^a	-	Gender-based violence	YES
Sexual violence	YES	-	Other	NO

Includes prevalence indicator/s: YES (All types)

IMPLEMENTATION OF INSPIRE STRATEGIES AND APPROACHES

Implementation and enforcement of laws

		Perceived enforcement			Perceived enforcement	
		Low	High		Low	High
Bans on corporal punishment in all settings	YES			Against weapons on school premises	YES	
Against statutory rape	YES			Providing for victim compensation	NO	Not asked
Against contact sexual violence excluding rape	YES			Providing for victim legal representation	YES	Not asked
Against non-contact sexual violence	YES			Minimum age for alcohol sales	18	Not asked
Regulating civilian access to and use of firearms	YES					

	Level	Implementation support			Perceived reach	
		Funds	Tools	Training	Very few	Nearly all
Norms and values						
Strengthening non-violent norms	National	NO	YES	NO		
Community mobilization	National	YES	YES	YES		
Bystander interventions	None	-	-	-	-	-
Safe environments						
Addressing violence "hotspots"	National	YES	YES	YES		
Interrupting the spread of violence	-	-	-	-	-	-
Improving the built environment	-	-	-	-	-	-
Parent and caregiver support						
Home visiting	National	NO	YES	YES		
Centre-based parenting support	National	YES	YES	YES		
Income and economic strengthening						
Cash transfers	None	-	-	-	-	-
Group savings and loans with gender equity training	None	-	-	-	-	-
Microfinance and gender equity training	National	YES	YES	NO		
Response and support services						
Child protection services	National	YES	YES	YES		
Clinical services for sexual violence victims	National	YES	NO	YES		
Mental health services for victims	National	YES	YES	YES		
Mental health services for perpetrators	National	YES	YES	YES		
Identification and referral for victims	National	YES	YES	YES		
Identification and referral for perpetrators	National	YES	YES	YES		
Education and life skills						
Increasing school enrolment	National	YES	YES	YES		
Helping children protect themselves from sexual abuse	National	YES	YES	YES		
Life and social skills training	National	YES	YES	YES		
School-based anti-bullying	National	YES	NO	YES		
School-based dating violence prevention	National	YES	YES	YES		
Reducing violence by school staff	National	NO	YES	YES		

VIOLENCE PREVALENCE FROM SELECTED MULTI-COUNTRY SURVEYS^b

	Male%	Female%
Experiencing violent discipline in the past month, 1–14 year olds	52 ^c	39 ^c
Witnessing physical violence in the home prior to 18 years, 18–24 year olds	-	-
Sexual victimization prior to 18 years, 18–24 year olds	-	-
Bullying victimization in the past 30 days/few months, 11–15 year olds	18	20
Involvement in physical fighting in the past 12 months, 13–15 year olds	32	12

a Subnational

b Countries may have data available from several other surveys but in the interests of global comparability, indicators from the most widely available internationally comparable surveys have been selected

c Data differ from the standard definition or refer to only part of the country



GOVERNANCE AND MONITORING TO END VIOLENCE AGAINST CHILDREN

4 Government sectors with functions addressing violence against children,
2 of which have coordinating function

National action plan/s

		Funding		Funding
Child maltreatment	YES	Partial	School-based violence	YES Partial
Youth violence	YES	Partial	Gender-based violence	YES Partial
Sexual violence	YES	Partial	Other	NO -

Includes prevalence indicator/s: NO

IMPLEMENTATION OF INSPIRE STRATEGIES AND APPROACHES

Implementation and enforcement of laws

		Perceived enforcement				Perceived enforcement	
		Low	High			Low	High
Bans on corporal punishment in all settings	NO			Against weapons on school premises	YES		
Against statutory rape	YES			Providing for victim compensation	NO	Not asked	
Against contact sexual violence excluding rape	YES			Providing for victim legal representation	YES	Not asked	
Against non-contact sexual violence	YES			Minimum age for alcohol sales	14	Not asked	
Regulating civilian access to and use of firearms	YES						

	Level	Implementation support			Perceived reach	
		Funds	Tools	Training	Very few	Nearly all
Norms and values						
Strengthening non-violent norms	-	-	-	-	-	-
Community mobilization	-	-	-	-	-	-
Bystander interventions	None	-	-	-	-	-

Safe environments

Addressing violence "hotspots"	None	-	-	-	-	-
Interrupting the spread of violence	None	-	-	-	-	-
Improving the built environment	None	-	-	-	-	-

Parent and caregiver support

Home visiting	-	-	-	-	-	-
Centre-based parenting support	None	-	-	-	-	-

Income and economic strengthening

Cash transfers	None	-	-	-	-	-
Group savings and loans with gender equity training	None	-	-	-	-	-
Microfinance and gender equity training	None	-	-	-	-	-

Response and support services

Child protection services	National	YES	NO	YES	
Clinical services for sexual violence victims	Subnational	-	-	-	-
Mental health services for victims	Subnational	-	-	-	-
Mental health services for perpetrators	Subnational	-	-	-	-
Identification and referral for victims	-	-	-	-	-
Identification and referral for perpetrators	None	-	-	-	-

Education and life skills

Increasing school enrolment	National	YES	YES	YES	
Helping children protect themselves from sexual abuse	None	-	-	-	-
Life and social skills training	None	-	-	-	-
School-based anti-bullying	None	-	-	-	-
School-based dating violence prevention	National	NO	NO	YES	
Reducing violence by school staff	National	NO	NO	YES	

VIOLENCE PREVALENCE FROM SELECTED MULTI-COUNTRY SURVEYS^a

	Male%	Female%
Experiencing violent discipline in the past month, 1–14 year olds	88	85
Witnessing physical violence in the home prior to 18 years, 18–24 year olds	-	-
Sexual victimization prior to 18 years, 18–24 year olds	-	-
Bullying victimization in the past 30 days/few months, 11–15 year olds	-	-
Involvement in physical fighting in the past 12 months, 13–15 year olds	-	-

^a Countries may have data available from several other surveys but in the interests of global comparability, indicators from the most widely available internationally comparable surveys have been selected



GOVERNANCE AND MONITORING TO END VIOLENCE AGAINST CHILDREN

9 Government sectors with functions addressing violence against children,
3 of which have coordinating function

National action plan/s

	Funding			Funding	
	YES	Full		YES	Full
Child maltreatment	YES	Full	School-based violence	YES	Full
Youth violence	YES	Full	Gender-based violence	YES	Full
Sexual violence	YES	Full	Other	YES	Full

Includes prevalence indicator/s: NO

IMPLEMENTATION OF INSPIRE STRATEGIES AND APPROACHES

Implementation and enforcement of laws

	YES	Perceived enforcement			YES	Perceived enforcement	
		Low	High			Low	High
Bans on corporal punishment in all settings	YES			Against weapons on school premises	YES		
Against statutory rape	YES			Providing for victim compensation	YES	Not asked	
Against contact sexual violence excluding rape	YES			Providing for victim legal representation	YES	Not asked	
Against non-contact sexual violence	YES			Minimum age for alcohol sales	18	Not asked	
Regulating civilian access to and use of firearms	YES						

	Level	Implementation support			Perceived reach	
		Funds	Tools	Training	Very few	Nearly all
Norms and values						
Strengthening non-violent norms	National	YES	YES	YES		
Community mobilization	National	YES	YES	YES		
Bystander interventions	National	YES	YES	YES		
Safe environments						
Addressing violence "hotspots"	National	NO	YES	YES		
Interrupting the spread of violence	National	YES	YES	YES		
Improving the built environment	Subnational	-	-	-	-	
Parent and caregiver support						
Home visiting	National	YES	YES	YES		
Centre-based parenting support	National	YES	YES	YES		
Income and economic strengthening						
Cash transfers	National	YES	YES	YES		
Group savings and loans with gender equity training	None	-	-	-	-	
Microfinance and gender equity training	National	YES	YES	YES		
Response and support services						
Child protection services	National	YES	YES	YES		
Clinical services for sexual violence victims	National	YES	YES	YES		
Mental health services for victims	National	YES	YES	YES		
Mental health services for perpetrators	National	YES	YES	YES		
Identification and referral for victims	National	YES	YES	YES		
Identification and referral for perpetrators	National	YES	YES	YES		
Education and life skills						
Increasing school enrolment	National	YES	YES	YES		
Helping children protect themselves from sexual abuse	National	YES	YES	YES		
Life and social skills training	National	YES	YES	YES		
School-based anti-bullying	National	YES	YES	YES		
School-based dating violence prevention	National	YES	YES	YES		
Reducing violence by school staff	National	YES	YES	YES		

VIOLENCE PREVALENCE FROM SELECTED MULTI-COUNTRY SURVEYS^a

	Male%	Female%
Experiencing violent discipline in the past month, 1–14 year olds	-	-
Witnessing physical violence in the home prior to 18 years, 18–24 year olds	-	-
Sexual victimization prior to 18 years, 18–24 year olds	-	-
Bullying victimization in the past 30 days/few months, 11–15 year olds	18	17
Involvement in physical fighting in the past 12 months, 13–15 year olds	-	-

^a Countries may have data available from several other surveys but in the interests of global comparability, indicators from the most widely available internationally comparable surveys have been selected



GOVERNANCE AND MONITORING TO END VIOLENCE AGAINST CHILDREN

5 Government sectors with functions addressing violence against children,
2 of which have coordinating function

National action plan/s

	Funding		Funding	
	YES	Full	YES	Full
Child maltreatment	YES	Full	School-based violence	Full
Youth violence	YES ^a	Full	Gender-based violence	Full
Sexual violence	YES	Full	Other	-

Includes prevalence indicator/s: NO

IMPLEMENTATION OF INSPIRE STRATEGIES AND APPROACHES

Implementation and enforcement of laws

		Perceived enforcement				Perceived enforcement	
		Low	High			Low	High
Bans on corporal punishment in all settings	NO			Against weapons on school premises	NO	-	
Against statutory rape	YES			Providing for victim compensation	NO	Not asked	
Against contact sexual violence excluding rape	YES			Providing for victim legal representation	YES	Not asked	
Against non-contact sexual violence	YES			Minimum age for alcohol sales	18	Not asked	
Regulating civilian access to and use of firearms	YES						

	Level	Implementation support			Perceived reach	
		Funds	Tools	Training	Very few	Nearly all
Norms and values						
Strengthening non-violent norms	National	YES	YES	YES		
Community mobilization	National	YES	YES	YES		
Bystander interventions	Subnational	-	-	-	-	-
Safe environments						
Addressing violence "hotspots"	Subnational	-	-	-	-	-
Interrupting the spread of violence	Subnational	-	-	-	-	-
Improving the built environment	Subnational	-	-	-	-	-
Parent and caregiver support						
Home visiting	National	YES	YES	YES		
Centre-based parenting support	National	YES	YES	YES		
Income and economic strengthening						
Cash transfers	-	-	-	-	-	-
Group savings and loans with gender equity training	-	-	-	-	-	-
Microfinance and gender equity training	-	-	-	-	-	-
Response and support services						
Child protection services	National	YES	YES	YES		
Clinical services for sexual violence victims	National	YES	YES	YES		
Mental health services for victims	National	YES	YES	YES		
Mental health services for perpetrators	National	YES	YES	YES		
Identification and referral for victims	National	YES	YES	YES		
Identification and referral for perpetrators	National	YES	YES	YES		
Education and life skills						
Increasing school enrolment	National	YES	YES	YES		
Helping children protect themselves from sexual abuse	National	YES	YES	YES		
Life and social skills training	National	YES	YES	YES		
School-based anti-bullying	National	YES	YES	YES		
School-based dating violence prevention	National	YES	YES	YES		
Reducing violence by school staff	National	YES	YES	YES		

VIOLENCE PREVALENCE FROM SELECTED MULTI-COUNTRY SURVEYS^b

	Male%	Female%
Experiencing violent discipline in the past month, 1–14 year olds	37	35
Witnessing physical violence in the home prior to 18 years, 18–24 year olds	-	-
Sexual victimization prior to 18 years, 18–24 year olds	-	-
Bullying victimization in the past 30 days/few months, 11–15 year olds	-	-
Involvement in physical fighting in the past 12 months, 13–15 year olds	-	-

a Subnational

b Countries may have data available from several other surveys but in the interests of global comparability, indicators from the most widely available internationally comparable surveys have been selected



GOVERNANCE AND MONITORING TO END VIOLENCE AGAINST CHILDREN

10 Government sectors with functions addressing violence against children,
6 of which have coordinating function

National action plan/s

		Funding		Funding
Child maltreatment	NO	-	School-based violence	YES Full
Youth violence	NO	-	Gender-based violence	NO -
Sexual violence	YES	Full	Other	YES Full

Includes prevalence indicator/s: NO

IMPLEMENTATION OF INSPIRE STRATEGIES AND APPROACHES

Implementation and enforcement of laws

		Perceived enforcement				Perceived enforcement	
		Low	High			Low	High
Bans on corporal punishment in all settings	YES			Against weapons on school premises	YES		
Against statutory rape	YES			Providing for victim compensation	NO	Not asked	
Against contact sexual violence excluding rape	YES			Providing for victim legal representation	YES	Not asked	
Against non-contact sexual violence	YES			Minimum age for alcohol sales	17	Not asked	
Regulating civilian access to and use of firearms	YES						

	Level	Implementation support			Perceived reach	
		Funds	Tools	Training	Very few	Nearly all
Norms and values						
Strengthening non-violent norms	National	YES	YES	YES		
Community mobilization	National	YES	YES	NO		
Bystander interventions	National	YES	YES	YES		

Safe environments						
Addressing violence "hotspots"	-	-	-	-	-	-
Interrupting the spread of violence	National	YES	YES	YES		
Improving the built environment	None	-	-	-	-	-

Parent and caregiver support						
Home visiting	National	YES	YES	YES		
Centre-based parenting support	National	NO	YES	YES		

Income and economic strengthening						
Cash transfers	None	-	-	-	-	-
Group savings and loans with gender equity training	None	-	-	-	-	-
Microfinance and gender equity training	None	-	-	-	-	-

Response and support services						
Child protection services	National	YES	YES	YES		
Clinical services for sexual violence victims	National	YES	YES	YES		
Mental health services for victims	National	YES	YES	YES		
Mental health services for perpetrators	National	NO	YES	YES		
Identification and referral for victims	National	YES	YES	YES		
Identification and referral for perpetrators	National	NO	YES	YES		

Education and life skills						
Increasing school enrolment	National	YES	YES	YES		
Helping children protect themselves from sexual abuse	National	YES	YES	YES		
Life and social skills training	National	YES	YES	YES		
School-based anti-bullying	National	YES	YES	YES		
School-based dating violence prevention	National	YES	YES	YES		
Reducing violence by school staff	National	YES	YES	YES		

VIOLENCE PREVALENCE FROM SELECTED MULTI-COUNTRY SURVEYS^a

	Male%	Female%
Experiencing violent discipline in the past month, 1–14 year olds	-	-
Witnessing physical violence in the home prior to 18 years, 18–24 year olds	-	-
Sexual victimization prior to 18 years, 18–24 year olds	-	-
Bullying victimization in the past 30 days/few months, 11–15 year olds	-	-
Involvement in physical fighting in the past 12 months, 13–15 year olds	-	-

^a Countries may have data available from several other surveys but in the interests of global comparability, indicators from the most widely available internationally comparable surveys have been selected



GOVERNANCE AND MONITORING TO END VIOLENCE AGAINST CHILDREN

4 Government sectors with functions addressing violence against children,
3 of which have coordinating function

National action plan/s

	Funding			Funding	
Child maltreatment	NO	-	School-based violence	NO	-
Youth violence	NO	-	Gender-based violence	NO	-
Sexual violence	NO	-	Other	NO	-

Includes prevalence indicator/s: NO

IMPLEMENTATION OF INSPIRE STRATEGIES AND APPROACHES

Implementation and enforcement of laws

		Perceived enforcement				Perceived enforcement	
		Low	High			Low	High
Bans on corporal punishment in all settings	YES			Against weapons on school premises	NO	-	
Against statutory rape	YES			Providing for victim compensation	YES	Not asked	
Against contact sexual violence excluding rape	YES			Providing for victim legal representation	YES	Not asked	
Against non-contact sexual violence	YES			Minimum age for alcohol sales	18	Not asked	
Regulating civilian access to and use of firearms	YES						

	Level	Implementation support			Perceived reach	
		Funds	Tools	Training	Very few	Nearly all
Norms and values						
Strengthening non-violent norms	National	YES	YES	NO		
Community mobilization	National	YES	YES	YES		
Bystander interventions	-	-	-	-	-	-
Safe environments						
Addressing violence "hotspots"	National	YES	YES	YES		
Interrupting the spread of violence	National	YES	YES	YES		
Improving the built environment	National	YES	YES	YES		
Parent and caregiver support						
Home visiting	National	YES	YES	YES		
Centre-based parenting support	National	YES	YES	YES		
Income and economic strengthening						
Cash transfers	National	YES	YES	YES		
Group savings and loans with gender equity training	-	-	-	-	-	-
Microfinance and gender equity training	-	-	-	-	-	-
Response and support services						
Child protection services	National	YES	YES	NO		
Clinical services for sexual violence victims	National	YES	YES	NO		
Mental health services for victims	National	YES	YES	NO		
Mental health services for perpetrators	-	-	-	-	-	-
Identification and referral for victims	National	YES	YES	NO		
Identification and referral for perpetrators	National	YES	YES	YES		
Education and life skills						
Increasing school enrolment	-	-	-	-	-	-
Helping children protect themselves from sexual abuse	National	YES	YES	YES		
Life and social skills training	National	NO	YES	YES		
School-based anti-bullying	National	YES	YES	YES		
School-based dating violence prevention	National	YES	YES	YES		
Reducing violence by school staff	National	NO	YES	YES		

VIOLENCE PREVALENCE FROM SELECTED MULTI-COUNTRY SURVEYS^a

	Male%	Female%
Experiencing violent discipline in the past month, 1–14 year olds	-	-
Witnessing physical violence in the home prior to 18 years, 18–24 year olds	-	-
Sexual victimization prior to 18 years, 18–24 year olds	-	-
Bullying victimization in the past 30 days/few months, 11–15 year olds	19	17
Involvement in physical fighting in the past 12 months, 13–15 year olds	-	-

^a Countries may have data available from several other surveys but in the interests of global comparability, indicators from the most widely available internationally comparable surveys have been selected



GOVERNANCE AND MONITORING TO END VIOLENCE AGAINST CHILDREN

3 Government sectors with functions addressing violence against children,
1 of which has coordinating function

National action plan/s

	Funding			Funding	
	YES	Full		YES	Full
Child maltreatment	YES	Full	School-based violence	YES	Full
Youth violence	YES	Full	Gender-based violence	YES	Full
Sexual violence	YES	-	Other	NO	-

Includes prevalence indicator/s: NO

IMPLEMENTATION OF INSPIRE STRATEGIES AND APPROACHES

Implementation and enforcement of laws

	YES	Perceived enforcement			YES	Perceived enforcement	
		Low	High			Low	High
Bans on corporal punishment in all settings	YES			Against weapons on school premises	YES		
Against statutory rape	YES			Providing for victim compensation	YES	Not asked	
Against contact sexual violence excluding rape	YES			Providing for victim legal representation	YES	Not asked	
Against non-contact sexual violence	YES			Minimum age for alcohol sales	18	Not asked	
Regulating civilian access to and use of firearms	YES						

	Level	Implementation support			Perceived reach	
		Funds	Tools	Training	Very few	Nearly all
Norms and values						
Strengthening non-violent norms	-	-	-	-	-	-
Community mobilization	-	-	-	-	-	-
Bystander interventions	-	-	-	-	-	-

Safe environments

Addressing violence "hotspots"	-	-	-	-	-	-
Interrupting the spread of violence	-	-	-	-	-	-
Improving the built environment	-	-	-	-	-	-

Parent and caregiver support

Home visiting	National	YES	YES	YES	-	
Centre-based parenting support	National	YES	YES	YES		

Income and economic strengthening

Cash transfers	-	-	-	-	-	-
Group savings and loans with gender equity training	-	-	-	-	-	-
Microfinance and gender equity training	-	-	-	-	-	-

Response and support services

Child protection services	National	YES	YES	NO		
Clinical services for sexual violence victims	National	YES	YES	NO	-	
Mental health services for victims	National	YES	YES	NO	-	
Mental health services for perpetrators	National	YES	YES	NO	-	
Identification and referral for victims	National	NO	YES	NO	-	
Identification and referral for perpetrators	None	-	-	-	-	

Education and life skills

Increasing school enrolment	National	NO	YES	NO		
Helping children protect themselves from sexual abuse	National	YES	YES	NO		
Life and social skills training	National	NO	YES	YES		
School-based anti-bullying	National	YES	YES	YES		
School-based dating violence prevention	National	YES	YES	NO		
Reducing violence by school staff	National	NO	YES	YES		

VIOLENCE PREVALENCE FROM SELECTED MULTI-COUNTRY SURVEYS^a

	Male%	Female%
Experiencing violent discipline in the past month, 1–14 year olds	-	-
Witnessing physical violence in the home prior to 18 years, 18–24 year olds	-	-
Sexual victimization prior to 18 years, 18–24 year olds	-	-
Bullying victimization in the past 30 days/few months, 11–15 year olds	20	20
Involvement in physical fighting in the past 12 months, 13–15 year olds	-	-

^a Countries may have data available from several other surveys but in the interests of global comparability, indicators from the most widely available internationally comparable surveys have been selected



GOVERNANCE AND MONITORING TO END VIOLENCE AGAINST CHILDREN

4 Government sectors with functions addressing violence against children,
1 of which has coordinating function

National action plan/s

	Funding			Funding	
Child maltreatment	NO	-	School-based violence	NO	-
Youth violence	NO	-	Gender-based violence	NO	-
Sexual violence	NO	-	Other	NO	-

Includes prevalence indicator/s: NO

IMPLEMENTATION OF INSPIRE STRATEGIES AND APPROACHES

Implementation and enforcement of laws

	Perceived enforcement			Perceived enforcement	
	Low	High		Low	High
Bans on corporal punishment in all settings	NO	-	Against weapons on school premises	YES	
Against statutory rape	YES		Providing for victim compensation	NO	Not asked
Against contact sexual violence excluding rape	YES		Providing for victim legal representation	NO	Not asked
Against non-contact sexual violence	YES		Minimum age for alcohol sales	16	Not asked
Regulating civilian access to and use of firearms	YES				

	Level	Implementation support			Perceived reach	
		Funds	Tools	Training	Very few	Nearly all
Norms and values						
Strengthening non-violent norms	None	-	-	-	-	-
Community mobilization	None	-	-	-	-	-
Bystander interventions	None	-	-	-	-	-
Safe environments						
Addressing violence "hotspots"	None	-	-	-	-	-
Interrupting the spread of violence	None	-	-	-	-	-
Improving the built environment	None	-	-	-	-	-
Parent and caregiver support						
Home visiting	None	-	-	-	-	-
Centre-based parenting support	None	-	-	-	-	-
Income and economic strengthening						
Cash transfers	None	-	-	-	-	-
Group savings and loans with gender equity training	None	-	-	-	-	-
Microfinance and gender equity training	None	-	-	-	-	-
Response and support services						
Child protection services	National	YES	YES	YES		
Clinical services for sexual violence victims	National	YES	YES	YES		
Mental health services for victims	National	YES	YES	NO		
Mental health services for perpetrators	National	YES	YES	NO		
Identification and referral for victims	None	-	-	-	-	-
Identification and referral for perpetrators	None	-	-	-	-	-
Education and life skills						
Increasing school enrolment	National	YES	YES	YES		
Helping children protect themselves from sexual abuse	National	YES	YES	YES		
Life and social skills training	National	YES	YES	YES		
School-based anti-bullying	National	YES	YES	YES		
School-based dating violence prevention	None	-	-	-	-	-
Reducing violence by school staff	National	NO	YES	YES		

VIOLENCE PREVALENCE FROM SELECTED MULTI-COUNTRY SURVEYS^a

	Male%	Female%
Experiencing violent discipline in the past month, 1–14 year olds	-	-
Witnessing physical violence in the home prior to 18 years, 18–24 year olds	-	-
Sexual victimization prior to 18 years, 18–24 year olds	-	-
Bullying victimization in the past 30 days/few months, 11–15 year olds	29	26
Involvement in physical fighting in the past 12 months, 13–15 year olds	48	30

^a Countries may have data available from several other surveys but in the interests of global comparability, indicators from the most widely available internationally comparable surveys have been selected



GOVERNANCE AND MONITORING TO END VIOLENCE AGAINST CHILDREN

2 Government sectors with functions addressing violence against children,
1 of which has coordinating function

National action plan/s

		Funding			Funding	
		YES	Partial		YES	Partial
Child maltreatment	YES	Partial		School-based violence	YES	Partial
Youth violence	YES	Partial		Gender-based violence	YES	Partial
Sexual violence	YES	Partial		Other	NO	-

Includes prevalence indicator/s: YES (Physical)

IMPLEMENTATION OF INSPIRE STRATEGIES AND APPROACHES

Implementation and enforcement of laws

		Perceived enforcement			Perceived enforcement	
		Low	High		Low	High
Bans on corporal punishment in all settings	NO	-		Against weapons on school premises	NO	-
Against statutory rape	YES			Providing for victim compensation	NO	Not asked
Against contact sexual violence excluding rape	YES	-		Providing for victim legal representation	YES	Not asked
Against non-contact sexual violence	YES			Minimum age for alcohol sales	18	Not asked
Regulating civilian access to and use of firearms	YES					

	Level	Implementation support			Perceived reach	
		Funds	Tools	Training	Very few	Nearly all
Norms and values						
Strengthening non-violent norms	Subnational	-	-	-	-	-
Community mobilization	Subnational	-	-	-	-	-
Bystander interventions	None	-	-	-	-	-
Safe environments						
Addressing violence "hotspots"	None	-	-	-	-	-
Interrupting the spread of violence	None	-	-	-	-	-
Improving the built environment	Subnational	-	-	-	-	-
Parent and caregiver support						
Home visiting	None	-	-	-	-	-
Centre-based parenting support	None	-	-	-	-	-
Income and economic strengthening						
Cash transfers	None	-	-	-	-	-
Group savings and loans with gender equity training	None	-	-	-	-	-
Microfinance and gender equity training	None	-	-	-	-	-
Response and support services						
Child protection services	National	YES	YES	YES		
Clinical services for sexual violence victims	Subnational	-	-	-	-	-
Mental health services for victims	Subnational	-	-	-	-	-
Mental health services for perpetrators	None	-	-	-	-	-
Identification and referral for victims	Subnational	-	-	-	-	-
Identification and referral for perpetrators	None	-	-	-	-	-
Education and life skills						
Increasing school enrolment	National	YES	YES	YES		
Helping children protect themselves from sexual abuse	National	YES	YES	YES		
Life and social skills training	National	YES	YES	YES		
School-based anti-bullying	National	YES	YES	YES		
School-based dating violence prevention	National	YES	YES	YES		
Reducing violence by school staff	National	YES	YES	YES		

VIOLENCE PREVALENCE FROM SELECTED MULTI-COUNTRY SURVEYS^a

	Male%	Female%
Experiencing violent discipline in the past month, 1–14 year olds	64	61
Witnessing physical violence in the home prior to 18 years, 18–24 year olds	-	-
Sexual victimization prior to 18 years, 18–24 year olds	-	-
Bullying victimization in the past 30 days/few months, 11–15 year olds	26	22
Involvement in physical fighting in the past 12 months, 13–15 year olds	32	19

^a Countries may have data available from several other surveys but in the interests of global comparability, indicators from the most widely available internationally comparable surveys have been selected



GOVERNANCE AND MONITORING TO END VIOLENCE AGAINST CHILDREN

10 Government sectors with functions addressing violence against children,
9 of which have coordinating function

National action plan/s

		Funding		Funding
Child maltreatment	YES	Partial	School-based violence	YES Partial
Youth violence	YES	Full	Gender-based violence	YES Partial
Sexual violence	YES	Partial	Other	NO -

Includes prevalence indicator/s: NO

IMPLEMENTATION OF INSPIRE STRATEGIES AND APPROACHES

Implementation and enforcement of laws

		Perceived enforcement				Perceived enforcement	
		Low	High			Low	High
Bans on corporal punishment in all settings	NO			Against weapons on school premises	YES		
Against statutory rape	YES			Providing for victim compensation	NO		Not asked
Against contact sexual violence excluding rape	YES			Providing for victim legal representation	YES		Not asked
Against non-contact sexual violence	YES			Minimum age for alcohol sales	18		Not asked
Regulating civilian access to and use of firearms	YES						

	Level	Implementation support			Perceived reach	
		Funds	Tools	Training	Very few	Nearly all
Norms and values						
Strengthening non-violent norms	National	YES	YES	YES		
Community mobilization	Subnational	-	-	-		-
Bystander interventions	National	YES	YES	NO		
Safe environments						
Addressing violence "hotspots"	National	YES	YES	YES		
Interrupting the spread of violence	National	YES	YES	YES		
Improving the built environment	National	YES	YES	YES		
Parent and caregiver support						
Home visiting	National	YES	YES	YES		
Centre-based parenting support	National	YES	YES	YES		
Income and economic strengthening						
Cash transfers	National	YES	YES	YES		
Group savings and loans with gender equity training	-	-	-	-		-
Microfinance and gender equity training	-	-	-	-		-
Response and support services						
Child protection services	National	YES	YES	YES		
Clinical services for sexual violence victims	National	YES	YES	YES		
Mental health services for victims	National	YES	YES	YES		
Mental health services for perpetrators	None	-	-	-		-
Identification and referral for victims	National	YES	YES	YES		
Identification and referral for perpetrators	None	-	-	-		-
Education and life skills						
Increasing school enrolment	National	YES	YES	YES		
Helping children protect themselves from sexual abuse	None	-	-	-		-
Life and social skills training	National	YES	YES	YES		
School-based anti-bullying	National	YES	YES	YES		
School-based dating violence prevention	National	NO	NO	YES		-
Reducing violence by school staff	National	YES	YES	YES		

VIOLENCE PREVALENCE FROM SELECTED MULTI-COUNTRY SURVEYS^a

	Male%	Female%
Experiencing violent discipline in the past month, 1–14 year olds	-	-
Witnessing physical violence in the home prior to 18 years, 18–24 year olds	-	-
Sexual victimization prior to 18 years, 18–24 year olds	-	-
Bullying victimization in the past 30 days/few months, 11–15 year olds	b	b
Involvement in physical fighting in the past 12 months, 13–15 year olds	b	b

a Countries may have data available from several other surveys but in the interests of global comparability, indicators from the most widely available internationally comparable surveys have been selected

b Data refer to only part of the country



GOVERNANCE AND MONITORING TO END VIOLENCE AGAINST CHILDREN

8 Government sectors with functions addressing violence against children,
1 of which has coordinating function

National action plan/s

		Funding		Funding
Child maltreatment	YES	Partial	School-based violence	YES Partial
Youth violence	YES ^a	-	Gender-based violence	YES Partial
Sexual violence	YES ^a	-	Other	NO -

Includes prevalence indicator/s: NO

IMPLEMENTATION OF INSPIRE STRATEGIES AND APPROACHES

Implementation and enforcement of laws

		Perceived enforcement			Perceived enforcement	
		Low	High		Low	High
Bans on corporal punishment in all settings	NO	-		Against weapons on school premises	YES	
Against statutory rape	YES			Providing for victim compensation	YES	Not asked
Against contact sexual violence excluding rape	YES			Providing for victim legal representation	YES	Not asked
Against non-contact sexual violence	YES			Minimum age for alcohol sales	18	Not asked
Regulating civilian access to and use of firearms	YES					

	Level	Implementation support			Perceived reach	
		Funds	Tools	Training	Very few	Nearly all
Norms and values						
Strengthening non-violent norms	National	YES	YES	YES		
Community mobilization	National	YES	YES	YES		
Bystander interventions	National	YES	YES	YES		
Safe environments						
Addressing violence "hotspots"	Subnational	-	-	-	-	-
Interrupting the spread of violence	National	YES	YES	YES		
Improving the built environment	Subnational	-	-	-	-	-
Parent and caregiver support						
Home visiting	None	-	-	-	-	-
Centre-based parenting support	National	YES	YES	YES		
Income and economic strengthening						
Cash transfers	Subnational	-	-	-	-	-
Group savings and loans with gender equity training	National	YES	NO	YES		
Microfinance and gender equity training	National	YES	YES	YES		
Response and support services						
Child protection services	National	YES	YES	YES		
Clinical services for sexual violence victims	National	YES	YES	NO		
Mental health services for victims	National	YES	YES	NO		
Mental health services for perpetrators	National	YES	NO	YES		
Identification and referral for victims	National	YES	YES	YES		
Identification and referral for perpetrators	None	-	-	-	-	-
Education and life skills						
Increasing school enrolment	National	YES	YES	YES		
Helping children protect themselves from sexual abuse	National	YES	YES	YES		
Life and social skills training	National	YES	YES	YES		
School-based anti-bullying	National	YES	YES	YES		
School-based dating violence prevention	National	YES	YES	YES		
Reducing violence by school staff	National	YES	YES	YES		

VIOLENCE PREVALENCE FROM SELECTED MULTI-COUNTRY SURVEYS^b

	Male%	Female%
Experiencing violent discipline in the past month, 1–14 year olds	55	50
Witnessing physical violence in the home prior to 18 years, 18–24 year olds	12	23
Sexual victimization prior to 18 years, 18–24 year olds	3	14
Bullying victimization in the past 30 days/few months, 11–15 year olds	21	24
Involvement in physical fighting in the past 12 months, 13–15 year olds	34	17

a Subnational

b Countries may have data available from several other surveys but in the interests of global comparability, indicators from the most widely available internationally comparable surveys have been selected



GOVERNANCE AND MONITORING TO END VIOLENCE AGAINST CHILDREN

3 Government sectors with functions addressing violence against children,
2 of which have coordinating function

National action plan/s

		Funding		Funding
Child maltreatment	YES	Partial	School-based violence	YES Partial
Youth violence	YES	Partial	Gender-based violence	YES Partial
Sexual violence	YES	Partial	Other	NO -

Includes prevalence indicator/s: YES (All types)

IMPLEMENTATION OF INSPIRE STRATEGIES AND APPROACHES

Implementation and enforcement of laws

		Perceived enforcement				Perceived enforcement	
		Low	High			Low	High
Bans on corporal punishment in all settings	YES			Against weapons on school premises	YES		
Against statutory rape	YES			Providing for victim compensation	YES	Not asked	
Against contact sexual violence excluding rape	YES			Providing for victim legal representation	YES	Not asked	
Against non-contact sexual violence	YES			Minimum age for alcohol sales	18	Not asked	
Regulating civilian access to and use of firearms	YES						

	Level	Implementation support			Perceived reach	
		Funds	Tools	Training	Very few	Nearly all
Norms and values						
Strengthening non-violent norms	National	YES	YES	YES		
Community mobilization	National	YES	YES	YES		
Bystander interventions	National	YES	YES	YES		

Safe environments

Addressing violence "hotspots"	Subnational	-	-	-	-	
Interrupting the spread of violence	National	YES	YES	YES		
Improving the built environment	Subnational	-	-	-	-	

Parent and caregiver support

Home visiting	Subnational	-	-	-	-	
Centre-based parenting support	Subnational	-	-	-	-	

Income and economic strengthening

Cash transfers	National	YES	YES	YES		
Group savings and loans with gender equity training	None	-	-	-	-	
Microfinance and gender equity training	Subnational	-	-	-	-	

Response and support services

Child protection services	National	YES	YES	YES		
Clinical services for sexual violence victims	National	YES	YES	YES		
Mental health services for victims	National	YES	YES	NO		
Mental health services for perpetrators	National	YES	YES	YES		
Identification and referral for victims	National	YES	YES	YES		
Identification and referral for perpetrators	National	YES	YES	YES		

Education and life skills

Increasing school enrolment	National	YES	YES	YES		
Helping children protect themselves from sexual abuse	Subnational	-	-	-	-	
Life and social skills training	Subnational	-	-	-	-	
School-based anti-bullying	Subnational	-	-	-	-	
School-based dating violence prevention	Subnational	-	-	-	-	
Reducing violence by school staff	Subnational	-	-	-	-	

VIOLENCE PREVALENCE FROM SELECTED MULTI-COUNTRY SURVEYS^a

	Male%	Female%
Experiencing violent discipline in the past month, 1–14 year olds	-	-
Witnessing physical violence in the home prior to 18 years, 18–24 year olds	-	-
Sexual victimization prior to 18 years, 18–24 year olds	-	-
Bullying victimization in the past 30 days/few months, 11–15 year olds	39	37
Involvement in physical fighting in the past 12 months, 13–15 year olds	-	-

^a Countries may have data available from several other surveys but in the interests of global comparability, indicators from the most widely available internationally comparable surveys have been selected



GOVERNANCE AND MONITORING TO END VIOLENCE AGAINST CHILDREN

5 Government sectors with functions addressing violence against children,
3 of which have coordinating function

National action plan/s

		Funding		Funding
Child maltreatment	YES	Partial	School-based violence	YES Partial
Youth violence	YES	Partial	Gender-based violence	YES Partial
Sexual violence	YES	Partial	Other	YES Partial

Includes prevalence indicator/s: NO

IMPLEMENTATION OF INSPIRE STRATEGIES AND APPROACHES

Implementation and enforcement of laws

		Perceived enforcement				Perceived enforcement	
		Low	High			Low	High
Bans on corporal punishment in all settings	NO	-		Against weapons on school premises	NO	-	
Against statutory rape	YES			Providing for victim compensation	NO	Not asked	
Against contact sexual violence excluding rape	YES			Providing for victim legal representation	YES	Not asked	
Against non-contact sexual violence	YES			Minimum age for alcohol sales	18	Not asked	
Regulating civilian access to and use of firearms	YES						

	Level	Implementation support			Perceived reach	
		Funds	Tools	Training	Very few	Nearly all

Norms and values

Strengthening non-violent norms	National	NO	YES	YES	
Community mobilization	National	NO	YES	YES	
Bystander interventions	-	-	-	-	-

Safe environments

Addressing violence "hotspots"	None	-	-	-	-
Interrupting the spread of violence	None	-	-	-	-
Improving the built environment	Subnational	-	-	-	-

Parent and caregiver support

Home visiting	National	NO	YES	YES	
Centre-based parenting support	Subnational	-	-	-	-

Income and economic strengthening

Cash transfers	National	YES	NO	NO	
Group savings and loans with gender equity training	-	-	-	-	-
Microfinance and gender equity training	-	-	-	-	-

Response and support services

Child protection services	National	YES	NO	NO	
Clinical services for sexual violence victims	National	YES	YES	NO	
Mental health services for victims	National	YES	YES	YES	
Mental health services for perpetrators	-	-	-	-	-
Identification and referral for victims	National	YES	YES	YES	
Identification and referral for perpetrators	None	-	-	-	-

Education and life skills

Increasing school enrolment	National	YES	NO	YES	
Helping children protect themselves from sexual abuse	National	YES	YES	YES	
Life and social skills training	National	YES	YES	YES	
School-based anti-bullying	National	YES	YES	YES	
School-based dating violence prevention	National	YES	YES	YES	
Reducing violence by school staff	National	YES	YES	YES	

VIOLENCE PREVALENCE FROM SELECTED MULTI-COUNTRY SURVEYS^a

	Male%	Female%
Experiencing violent discipline in the past month, 1–14 year olds	89	88
Witnessing physical violence in the home prior to 18 years, 18–24 year olds	-	-
Sexual victimization prior to 18 years, 18–24 year olds	-	38
Bullying victimization in the past 30 days/few months, 11–15 year olds	33	31
Involvement in physical fighting in the past 12 months, 13–15 year olds	27	14

^a Countries may have data available from several other surveys but in the interests of global comparability, indicators from the most widely available internationally comparable surveys have been selected



GOVERNANCE AND MONITORING TO END VIOLENCE AGAINST CHILDREN

6 Government sectors with functions addressing violence against children,
2 of which have coordinating function

National action plan/s

	Funding		Funding	
	YES	Full	NO	-
Child maltreatment	YES	Full	School-based violence	NO
Youth violence	NO	-	Gender-based violence	NO
Sexual violence	NO	-	Other	NO

Includes prevalence indicator/s: NO

IMPLEMENTATION OF INSPIRE STRATEGIES AND APPROACHES

Implementation and enforcement of laws

		Perceived enforcement				Perceived enforcement	
		Low	High			Low	High
Bans on corporal punishment in all settings	NO			Against weapons on school premises	YES		
Against statutory rape	YES			Providing for victim compensation	NO	Not asked	
Against contact sexual violence excluding rape	YES			Providing for victim legal representation	YES	Not asked	
Against non-contact sexual violence	YES			Minimum age for alcohol sales	18	Not asked	
Regulating civilian access to and use of firearms	YES						

	Level	Implementation support			Perceived reach	
		Funds	Tools	Training	Very few	Nearly all
Norms and values						
Strengthening non-violent norms	National	YES	YES	YES		
Community mobilization	National	YES	YES	YES		
Bystander interventions	-	-	-	-	-	-
Safe environments						
Addressing violence "hotspots"	None	-	-	-	-	-
Interrupting the spread of violence	None	-	-	-	-	-
Improving the built environment	None	-	-	-	-	-
Parent and caregiver support						
Home visiting	None	-	-	-	-	-
Centre-based parenting support	National	YES	YES	YES		
Income and economic strengthening						
Cash transfers	National	NO	YES	YES		
Group savings and loans with gender equity training	National	YES	YES	YES		
Microfinance and gender equity training	National	YES	YES	YES		
Response and support services						
Child protection services	National	NO	YES	YES		
Clinical services for sexual violence victims	National	YES	NO	YES		
Mental health services for victims	National	NO	NO	NO		
Mental health services for perpetrators	None	-	-	-	-	-
Identification and referral for victims	None	-	-	-	-	-
Identification and referral for perpetrators	None	-	-	-	-	-
Education and life skills						
Increasing school enrolment	National	YES	YES	YES		
Helping children protect themselves from sexual abuse	National	NO	YES	YES		
Life and social skills training	National	NO	YES	YES		
School-based anti-bullying	None	-	-	-	-	-
School-based dating violence prevention	None	-	-	-	-	-
Reducing violence by school staff	National	NO	NO	YES	-	-

VIOLENCE PREVALENCE FROM SELECTED MULTI-COUNTRY SURVEYS^a

	Male%	Female%
Experiencing violent discipline in the past month, 1–14 year olds	-	-
Witnessing physical violence in the home prior to 18 years, 18–24 year olds	-	-
Sexual victimization prior to 18 years, 18–24 year olds	-	-
Bullying victimization in the past 30 days/few months, 11–15 year olds	-	-
Involvement in physical fighting in the past 12 months, 13–15 year olds	-	-

^a Countries may have data available from several other surveys but in the interests of global comparability, indicators from the most widely available internationally comparable surveys have been selected



GOVERNANCE AND MONITORING TO END VIOLENCE AGAINST CHILDREN

3 Government sectors with functions addressing violence against children,
1 of which has coordinating function

National action plan/s

	Funding		Funding	
	YES	-	YES	Partial
Child maltreatment	YES	-	School-based violence	Partial
Youth violence	YES	Partial	Gender-based violence	Partial
Sexual violence	YES	Partial	Other	-

Includes prevalence indicator/s: YES (Physical, sexual, emotional, school-based)

IMPLEMENTATION OF INSPIRE STRATEGIES AND APPROACHES

Implementation and enforcement of laws

	Perceived enforcement		Perceived enforcement	
	Low	High	Low	High
Bans on corporal punishment in all settings	YES	-	Against weapons on school premises	-
Against statutory rape	YES	-	Providing for victim compensation	Not asked
Against contact sexual violence excluding rape	YES	-	Providing for victim legal representation	Not asked
Against non-contact sexual violence	YES	-	Minimum age for alcohol sales	18
Regulating civilian access to and use of firearms	YES	-		

	Level	Implementation support			Perceived reach	
		Funds	Tools	Training	Very few	Nearly all
Norms and values						
Strengthening non-violent norms	National	NO	NO	NO	-	-
Community mobilization	None	-	-	-	-	-
Bystander interventions	None	-	-	-	-	-
Safe environments						
Addressing violence "hotspots"	National	NO	YES	NO	-	-
Interrupting the spread of violence	National	NO	NO	NO	-	-
Improving the built environment	National	YES	YES	YES	-	-
Parent and caregiver support						
Home visiting	National	YES	YES	YES	-	-
Centre-based parenting support	National	YES	YES	YES	-	-
Income and economic strengthening						
Cash transfers	National	YES	YES	YES	-	-
Group savings and loans with gender equity training	None	-	-	-	-	-
Microfinance and gender equity training	None	-	-	-	-	-
Response and support services						
Child protection services	National	YES	YES	YES	-	-
Clinical services for sexual violence victims	National	YES	YES	YES	-	-
Mental health services for victims	National	YES	YES	YES	-	-
Mental health services for perpetrators	National	YES	YES	YES	-	-
Identification and referral for victims	National	YES	YES	YES	-	-
Identification and referral for perpetrators	National	YES	YES	YES	-	-
Education and life skills						
Increasing school enrolment	National	NO	NO	NO	-	-
Helping children protect themselves from sexual abuse	National	YES	YES	YES	-	-
Life and social skills training	National	YES	YES	YES	-	-
School-based anti-bullying	National	YES	YES	YES	-	-
School-based dating violence prevention	National	YES	YES	YES	-	-
Reducing violence by school staff	National	YES	YES	YES	-	-

VIOLENCE PREVALENCE FROM SELECTED MULTI-COUNTRY SURVEYS^a

	Male%	Female%
Experiencing violent discipline in the past month, 1–14 year olds	-	-
Witnessing physical violence in the home prior to 18 years, 18–24 year olds	-	-
Sexual victimization prior to 18 years, 18–24 year olds	-	-
Bullying victimization in the past 30 days/few months, 11–15 year olds	31	24
Involvement in physical fighting in the past 12 months, 13–15 year olds	-	-

^a Countries may have data available from several other surveys but in the interests of global comparability, indicators from the most widely available internationally comparable surveys have been selected



GOVERNANCE AND MONITORING TO END VIOLENCE AGAINST CHILDREN

7 Government sectors with functions addressing violence against children,
3 of which have coordinating function

National action plan/s

	Funding		Funding	
	YES	Full	YES	Full
Child maltreatment	YES	Full	School-based violence	Full
Youth violence	YES	Full	Gender-based violence	Full
Sexual violence	YES	Full	Other	-

Includes prevalence indicator/s: NO

IMPLEMENTATION OF INSPIRE STRATEGIES AND APPROACHES

Implementation and enforcement of laws

	Perceived enforcement		Perceived enforcement	
	Low	High	Low	High
Bans on corporal punishment in all settings	YES		Against weapons on school premises	YES
Against statutory rape	YES		Providing for victim compensation	YES Not asked
Against contact sexual violence excluding rape	YES		Providing for victim legal representation	YES Not asked
Against non-contact sexual violence	YES		Minimum age for alcohol sales	18 Not asked
Regulating civilian access to and use of firearms	YES			

	Level	Implementation support			Perceived reach	
		Funds	Tools	Training	Very few	Nearly all
Norms and values						
Strengthening non-violent norms	National	YES	YES	YES		
Community mobilization	National	YES	YES	YES		
Bystander interventions	National	YES	NO	YES		
Safe environments						
Addressing violence "hotspots"	Subnational	-	-	-	-	
Interrupting the spread of violence	National	YES	YES	YES		
Improving the built environment	National	YES	YES	YES		
Parent and caregiver support						
Home visiting	National	YES	YES	YES		
Centre-based parenting support	National	YES	YES	YES		
Income and economic strengthening						
Cash transfers	National	YES	YES	YES		
Group savings and loans with gender equity training	-	-	-	-	-	
Microfinance and gender equity training	National	NO	NO	NO		
Response and support services						
Child protection services	National	YES	YES	YES		
Clinical services for sexual violence victims	National	YES	YES	NO		
Mental health services for victims	National	YES	YES	NO		
Mental health services for perpetrators	National	YES	YES	YES		
Identification and referral for victims	National	YES	YES	YES		
Identification and referral for perpetrators	National	YES	YES	YES		
Education and life skills						
Increasing school enrolment	National	YES	YES	YES		
Helping children protect themselves from sexual abuse	National	YES	YES	YES		
Life and social skills training	National	NO	YES	YES		
School-based anti-bullying	National	YES	YES	YES		
School-based dating violence prevention	National	YES	YES	YES		
Reducing violence by school staff	National	NO	YES	YES		

VIOLENCE PREVALENCE FROM SELECTED MULTI-COUNTRY SURVEYS^a

	Male%	Female%
Experiencing violent discipline in the past month, 1–14 year olds	-	-
Witnessing physical violence in the home prior to 18 years, 18–24 year olds	-	-
Sexual victimization prior to 18 years, 18–24 year olds	-	-
Bullying victimization in the past 30 days/few months, 11–15 year olds	30	28
Involvement in physical fighting in the past 12 months, 13–15 year olds	-	-

^a Countries may have data available from several other surveys but in the interests of global comparability, indicators from the most widely available internationally comparable surveys have been selected



GOVERNANCE AND MONITORING TO END VIOLENCE AGAINST CHILDREN

6 Government sectors with functions addressing violence against children,
6 of which have coordinating function

National action plan/s

	Funding			Funding	
Child maltreatment	NO	-	School-based violence	NO	-
Youth violence	NO	-	Gender-based violence	NO	-
Sexual violence	NO	-	Other	NO	-

Includes prevalence indicator/s: NO

IMPLEMENTATION OF INSPIRE STRATEGIES AND APPROACHES

Implementation and enforcement of laws

		Perceived enforcement				Perceived enforcement	
		Low	High			Low	High
Bans on corporal punishment in all settings	NO			Against weapons on school premises	YES		
Against statutory rape	YES			Providing for victim compensation	NO	Not asked	
Against contact sexual violence excluding rape	YES			Providing for victim legal representation	YES	Not asked	
Against non-contact sexual violence	YES			Minimum age for alcohol sales	18	Not asked	
Regulating civilian access to and use of firearms	YES						

	Level	Implementation support			Perceived reach	
		Funds	Tools	Training	Very few	Nearly all

Norms and values

Strengthening non-violent norms	National	YES	YES	YES	
Community mobilization	None	-	-	-	-
Bystander interventions	None	-	-	-	-

Safe environments

Addressing violence "hotspots"	None	-	-	-	-
Interrupting the spread of violence	None	-	-	-	-
Improving the built environment	None	-	-	-	-

Parent and caregiver support

Home visiting	None	-	-	-	-
Centre-based parenting support	None	-	-	-	-

Income and economic strengthening

Cash transfers	None	-	-	-	-
Group savings and loans with gender equity training	None	-	-	-	-
Microfinance and gender equity training	None	-	-	-	-

Response and support services

Child protection services	National	YES	YES	NO	
Clinical services for sexual violence victims	None	-	-	-	-
Mental health services for victims	National	YES	NO	YES	
Mental health services for perpetrators	None	-	-	-	-
Identification and referral for victims	None	-	-	-	-
Identification and referral for perpetrators	None	-	-	-	-

Education and life skills

Increasing school enrolment	National	YES	YES	YES	
Helping children protect themselves from sexual abuse	National	YES	YES	YES	
Life and social skills training	National	YES	YES	YES	
School-based anti-bullying	None	-	-	-	-
School-based dating violence prevention	None	-	-	-	-
Reducing violence by school staff	None	-	-	-	-

VIOLENCE PREVALENCE FROM SELECTED MULTI-COUNTRY SURVEYS^a

	Male%	Female%
Experiencing violent discipline in the past month, 1–14 year olds	-	-
Witnessing physical violence in the home prior to 18 years, 18–24 year olds	-	-
Sexual victimization prior to 18 years, 18–24 year olds	-	-
Bullying victimization in the past 30 days/few months, 11–15 year olds	-	-
Involvement in physical fighting in the past 12 months, 13–15 year olds	-	-

^a Countries may have data available from several other surveys but in the interests of global comparability, indicators from the most widely available internationally comparable surveys have been selected



GOVERNANCE AND MONITORING TO END VIOLENCE AGAINST CHILDREN

3 Government sectors with functions addressing violence against children,
2 of which have coordinating function

National action plan/s

	Funding			Funding	
Child maltreatment	NO	-	School-based violence	NO	-
Youth violence	NO	-	Gender-based violence	NO	-
Sexual violence	NO	-	Other	NO	-

Includes prevalence indicator/s: NO

IMPLEMENTATION OF INSPIRE STRATEGIES AND APPROACHES

Implementation and enforcement of laws

	Perceived enforcement			Perceived enforcement	
	Low	High		Low	High
Bans on corporal punishment in all settings	NO		Against weapons on school premises	YES	
Against statutory rape	YES		Providing for victim compensation	YES	Not asked
Against contact sexual violence excluding rape	YES		Providing for victim legal representation	YES	Not asked
Against non-contact sexual violence	YES		Minimum age for alcohol sales	18	Not asked
Regulating civilian access to and use of firearms	YES				

	Level	Implementation support			Perceived reach	
		Funds	Tools	Training	Very few	Nearly all
Norms and values						
Strengthening non-violent norms	National	YES	NO	YES		
Community mobilization	National	YES	NO	YES		
Bystander interventions	None	-	-	-	-	-
Safe environments						
Addressing violence "hotspots"	National	NO	YES	YES		
Interrupting the spread of violence	National	NO	YES	YES		
Improving the built environment	National	NO	YES	YES		
Parent and caregiver support						
Home visiting	National	NO	YES	YES		
Centre-based parenting support	None	-	-	-	-	-
Income and economic strengthening						
Cash transfers	None	-	-	-	-	-
Group savings and loans with gender equity training	None	-	-	-	-	-
Microfinance and gender equity training	None	-	-	-	-	-
Response and support services						
Child protection services	None	-	-	-	-	-
Clinical services for sexual violence victims	None	-	-	-	-	-
Mental health services for victims	Subnational	-	-	-	-	-
Mental health services for perpetrators	None	-	-	-	-	-
Identification and referral for victims	National	NO	YES	YES		
Identification and referral for perpetrators	None	-	-	-	-	-
Education and life skills						
Increasing school enrolment	National	NO	YES	YES		
Helping children protect themselves from sexual abuse	None	-	-	-	-	-
Life and social skills training	National	NO	YES	YES		
School-based anti-bullying	National	NO	YES	YES		
School-based dating violence prevention	None	-	-	-	-	-
Reducing violence by school staff	National	NO	YES	YES		

VIOLENCE PREVALENCE FROM SELECTED MULTI-COUNTRY SURVEYS^a

	Male%	Female%
Experiencing violent discipline in the past month, 1–14 year olds	70 ^b	63 ^b
Witnessing physical violence in the home prior to 18 years, 18–24 year olds	-	-
Sexual victimization prior to 18 years, 18–24 year olds	-	-
Bullying victimization in the past 30 days/few months, 11–15 year olds	-	-
Involvement in physical fighting in the past 12 months, 13–15 year olds	-	-

a Countries may have data available from several other surveys but in the interests of global comparability, indicators from the most widely available internationally comparable surveys have been selected

b Data differ from the standard definition or refer to only part of the country



GOVERNANCE AND MONITORING TO END VIOLENCE AGAINST CHILDREN

3 Government sectors with functions addressing violence against children,
2 of which have coordinating function

National action plan/s

	Funding		Funding	
Child maltreatment	YES ^a	-	School-based violence	YES ^a
Youth violence	YES ^a	-	Gender-based violence	YES ^a
Sexual violence	YES	Full	Other	NO

Includes prevalence indicator/s: NO

IMPLEMENTATION OF INSPIRE STRATEGIES AND APPROACHES

Implementation and enforcement of laws

	Perceived enforcement		Perceived enforcement	
	Low	High	Low	High
Bans on corporal punishment in all settings	YES	-	Against weapons on school premises	NO
Against statutory rape	YES	-	Providing for victim compensation	YES
Against contact sexual violence excluding rape	YES	-	Providing for victim legal representation	YES
Against non-contact sexual violence	YES	-	Minimum age for alcohol sales	16
Regulating civilian access to and use of firearms	YES	-		Not asked

	Level	Implementation support			Perceived reach	
		Funds	Tools	Training	Very few	Nearly all
Norms and values						
Strengthening non-violent norms	National	NO	YES	NO		
Community mobilization	National	NO	YES	NO	-	
Bystander interventions	-	-	-	-	-	

Safe environments

Addressing violence "hotspots"	Subnational	-	-	-	-
Interrupting the spread of violence	Subnational	-	-	-	-
Improving the built environment	Subnational	-	-	-	-

Parent and caregiver support

Home visiting	National	YES	NO	NO	-
Centre-based parenting support	National	YES	NO	NO	-

Income and economic strengthening

Cash transfers	National	YES	NO	NO	
Group savings and loans with gender equity training	-	-	-	-	-
Microfinance and gender equity training	-	-	-	-	-

Response and support services

Child protection services	Subnational	-	-	-	-
Clinical services for sexual violence victims	National	YES	YES	YES	-
Mental health services for victims	National	YES	YES	NO	-
Mental health services for perpetrators	National	YES	NO	NO	-
Identification and referral for victims	National	YES	YES	YES	-
Identification and referral for perpetrators	None	-	-	-	-

Education and life skills

Increasing school enrolment	None	-	-	-	-
Helping children protect themselves from sexual abuse	National	YES	YES	YES	-
Life and social skills training	Subnational	-	-	-	-
School-based anti-bullying	National	YES	YES	NO	-
School-based dating violence prevention	-	-	-	-	-
Reducing violence by school staff	None	-	-	-	-

VIOLENCE PREVALENCE FROM SELECTED MULTI-COUNTRY SURVEYS^b

	Male%	Female%
Experiencing violent discipline in the past month, 1–14 year olds	-	-
Witnessing physical violence in the home prior to 18 years, 18–24 year olds	-	-
Sexual victimization prior to 18 years, 18–24 year olds	-	-
Bullying victimization in the past 30 days/few months, 11–15 year olds	23	24
Involvement in physical fighting in the past 12 months, 13–15 year olds	-	-

a Subnational

b Countries may have data available from several other surveys but in the interests of global comparability, indicators from the most widely available internationally comparable surveys have been selected



GOVERNANCE AND MONITORING TO END VIOLENCE AGAINST CHILDREN

8 Government sectors with functions addressing violence against children,
1 of which has coordinating function

National action plan/s

		Funding		Funding
Child maltreatment	YES	Partial	School-based violence	YES Partial
Youth violence	YES	Partial	Gender-based violence	YES Partial
Sexual violence	YES	Partial	Other	NO -

Includes prevalence indicator/s: NO

IMPLEMENTATION OF INSPIRE STRATEGIES AND APPROACHES

Implementation and enforcement of laws

		Perceived enforcement				Perceived enforcement	
		Low	High			Low	High
Bans on corporal punishment in all settings	NO	-		Against weapons on school premises	YES		
Against statutory rape	YES			Providing for victim compensation	YES	Not asked	
Against contact sexual violence excluding rape	YES			Providing for victim legal representation	YES	Not asked	
Against non-contact sexual violence	YES			Minimum age for alcohol sales	18	Not asked	
Regulating civilian access to and use of firearms	YES						

	Level	Implementation support			Perceived reach	
		Funds	Tools	Training	Very few	Nearly all
Norms and values						
Strengthening non-violent norms	National	YES	YES	YES		
Community mobilization	National	YES	YES	YES		
Bystander interventions	None	-	-	-	-	
Safe environments						
Addressing violence "hotspots"	-	-	-	-	-	
Interrupting the spread of violence	None	-	-	-	-	
Improving the built environment	-	-	-	-	-	
Parent and caregiver support						
Home visiting	National	YES	YES	YES		
Centre-based parenting support	National	YES	YES	YES		
Income and economic strengthening						
Cash transfers	National	YES	YES	YES		
Group savings and loans with gender equity training	National	YES	YES	YES		
Microfinance and gender equity training	Subnational	-	-	-	-	
Response and support services						
Child protection services	National	NO	YES	YES		
Clinical services for sexual violence victims	National	YES	YES	NO		
Mental health services for victims	National	YES	YES	NO		
Mental health services for perpetrators	Subnational	-	-	-	-	
Identification and referral for victims	National	NO	YES	YES		
Identification and referral for perpetrators	National	NO	YES	NO		
Education and life skills						
Increasing school enrolment	National	YES	YES	YES		
Helping children protect themselves from sexual abuse	National	YES	YES	YES		
Life and social skills training	National	YES	YES	YES		
School-based anti-bullying	National	YES	YES	YES		
School-based dating violence prevention	National	NO	YES	YES		
Reducing violence by school staff	National	NO	YES	YES		

VIOLENCE PREVALENCE FROM SELECTED MULTI-COUNTRY SURVEYS^a

	Male%	Female%
Experiencing violent discipline in the past month, 1–14 year olds	94 ^b	94 ^b
Witnessing physical violence in the home prior to 18 years, 18–24 year olds	-	-
Sexual victimization prior to 18 years, 18–24 year olds	-	-
Bullying victimization in the past 30 days/few months, 11–15 year olds	61	64
Involvement in physical fighting in the past 12 months, 13–15 year olds	58	47

a Countries may have data available from several other surveys but in the interests of global comparability, indicators from the most widely available internationally comparable surveys have been selected

b Data differ from the standard definition or refer to only part of the country



GOVERNANCE AND MONITORING TO END VIOLENCE AGAINST CHILDREN

10 Government sectors with functions addressing violence against children,
0 of which have coordinating function

National action plan/s

		Funding		Funding
Child maltreatment	NO	-	School-based violence	NO -
Youth violence	NO	-	Gender-based violence	NO -
Sexual violence	NO	-	Other	NO -

Includes prevalence indicator/s: NO

IMPLEMENTATION OF INSPIRE STRATEGIES AND APPROACHES

Implementation and enforcement of laws

		Perceived enforcement				Perceived enforcement	
		Low	High			Low	High
Bans on corporal punishment in all settings	YES			Against weapons on school premises	NO	-	
Against statutory rape	YES			Providing for victim compensation	YES	Not asked	
Against contact sexual violence excluding rape	YES			Providing for victim legal representation	YES	Not asked	
Against non-contact sexual violence	YES			Minimum age for alcohol sales	18	Not asked	
Regulating civilian access to and use of firearms	YES						

	Level	Implementation support			Perceived reach	
		Funds	Tools	Training	Very few	Nearly all
Norms and values						
Strengthening non-violent norms	National	NO	YES	YES		
Community mobilization	None	-	-	-	-	-
Bystander interventions	None	-	-	-	-	-
Safe environments						
Addressing violence "hotspots"	None	-	-	-	-	-
Interrupting the spread of violence	None	-	-	-	-	-
Improving the built environment	None	-	-	-	-	-
Parent and caregiver support						
Home visiting	None	-	-	-	-	-
Centre-based parenting support	None	-	-	-	-	-
Income and economic strengthening						
Cash transfers	National	YES	YES	NO		
Group savings and loans with gender equity training	None	-	-	-	-	-
Microfinance and gender equity training	None	-	-	-	-	-
Response and support services						
Child protection services	Subnational	-	-	-	-	-
Clinical services for sexual violence victims	None	-	-	-	-	-
Mental health services for victims	None	-	-	-	-	-
Mental health services for perpetrators	None	-	-	-	-	-
Identification and referral for victims	None	-	-	-	-	-
Identification and referral for perpetrators	None	-	-	-	-	-
Education and life skills						
Increasing school enrolment	National	YES	NO	NO		
Helping children protect themselves from sexual abuse	None	-	-	-	-	-
Life and social skills training	National	NO	NO	YES		
School-based anti-bullying	National	NO	NO	NO		
School-based dating violence prevention	None	-	-	-	-	-
Reducing violence by school staff	None	-	-	-	-	-

VIOLENCE PREVALENCE FROM SELECTED MULTI-COUNTRY SURVEYS^a

	Male%	Female%
Experiencing violent discipline in the past month, 1–14 year olds	-	-
Witnessing physical violence in the home prior to 18 years, 18–24 year olds	-	-
Sexual victimization prior to 18 years, 18–24 year olds	-	-
Bullying victimization in the past 30 days/few months, 11–15 year olds	19	18
Involvement in physical fighting in the past 12 months, 13–15 year olds	-	-

^a Countries may have data available from several other surveys but in the interests of global comparability, indicators from the most widely available internationally comparable surveys have been selected



GOVERNANCE AND MONITORING TO END VIOLENCE AGAINST CHILDREN

4 Government sectors with functions addressing violence against children,
1 of which has coordinating function

National action plan/s

		Funding		Funding
Child maltreatment	YES	Full	School-based violence	YES Full
Youth violence	YES	Full	Gender-based violence	YES Full
Sexual violence	YES	Full	Other	NO -

Includes prevalence indicator/s: NO

IMPLEMENTATION OF INSPIRE STRATEGIES AND APPROACHES

Implementation and enforcement of laws

		Perceived enforcement				Perceived enforcement	
		Low	High			Low	High
Bans on corporal punishment in all settings	NO	-		Against weapons on school premises	YES		
Against statutory rape	YES			Providing for victim compensation	NO	Not asked	
Against contact sexual violence excluding rape	YES			Providing for victim legal representation	NO	Not asked	
Against non-contact sexual violence	YES			Minimum age for alcohol sales	16	Not asked	
Regulating civilian access to and use of firearms	YES						

	Level	Implementation support			Perceived reach	
		Funds	Tools	Training	Very few	Nearly all
Norms and values						
Strengthening non-violent norms	National	YES	YES	YES		
Community mobilization	National	YES	YES	YES		
Bystander interventions	National	YES	YES	YES		

Safe environments

Addressing violence "hotspots"	None	-	-	-	-	-
Interrupting the spread of violence	None	-	-	-	-	-
Improving the built environment	Subnational	-	-	-	-	-

Parent and caregiver support

Home visiting	National	YES	YES	YES		
Centre-based parenting support	National	YES	YES	YES		

Income and economic strengthening

Cash transfers	National	YES	YES	YES		
Group savings and loans with gender equity training	None	-	-	-	-	-
Microfinance and gender equity training	Subnational	-	-	-	-	-

Response and support services

Child protection services	National	YES	YES	YES		
Clinical services for sexual violence victims	National	YES	YES	YES		
Mental health services for victims	Subnational	-	-	-	-	-
Mental health services for perpetrators	None	-	-	-	-	-
Identification and referral for victims	National	YES	YES	YES		
Identification and referral for perpetrators	None	-	-	-	-	-

Education and life skills

Increasing school enrolment	National	YES	YES	YES		
Helping children protect themselves from sexual abuse	National	YES	YES	YES		
Life and social skills training	National	YES	YES	YES		
School-based anti-bullying	None	-	-	-	-	-
School-based dating violence prevention	None	-	-	-	-	-
Reducing violence by school staff	National	YES	YES	YES		

VIOLENCE PREVALENCE FROM SELECTED MULTI-COUNTRY SURVEYS^a

	Male%	Female%
Experiencing violent discipline in the past month, 1–14 year olds	-	-
Witnessing physical violence in the home prior to 18 years, 18–24 year olds	-	-
Sexual victimization prior to 18 years, 18–24 year olds	-	-
Bullying victimization in the past 30 days/few months, 11–15 year olds	29	26
Involvement in physical fighting in the past 12 months, 13–15 year olds	53	27

^a Countries may have data available from several other surveys but in the interests of global comparability, indicators from the most widely available internationally comparable surveys have been selected



GOVERNANCE AND MONITORING TO END VIOLENCE AGAINST CHILDREN

3 Government sectors with functions addressing violence against children,
3 of which have coordinating function

National action plan/s

	Funding		Funding	
	YES	Full	YES	Full
Child maltreatment	YES	Full	School-based violence	YES Full
Youth violence	YES	Full	Gender-based violence	YES Full
Sexual violence	YES	Full	Other	NO -

Includes prevalence indicator/s: NO

IMPLEMENTATION OF INSPIRE STRATEGIES AND APPROACHES

Implementation and enforcement of laws

	Perceived enforcement		Perceived enforcement	
	Low	High	Low	High
Bans on corporal punishment in all settings	NO	-	Against weapons on school premises	NO -
Against statutory rape	YES		Providing for victim compensation	YES Not asked
Against contact sexual violence excluding rape	YES		Providing for victim legal representation	YES Not asked
Against non-contact sexual violence	YES		Minimum age for alcohol sales	18 Not asked
Regulating civilian access to and use of firearms	YES			

	Level	Implementation support			Perceived reach	
		Funds	Tools	Training	Very few	Nearly all
Norms and values						
Strengthening non-violent norms	National	NO	YES	YES		
Community mobilization	Subnational	-	-	-	-	
Bystander interventions	None	-	-	-	-	
Safe environments						
Addressing violence "hotspots"	National	YES	YES	YES		
Interrupting the spread of violence	National	YES	YES	YES		
Improving the built environment	National	YES	YES	YES		
Parent and caregiver support						
Home visiting	National	NO	NO	YES		
Centre-based parenting support	National	NO	YES	YES		
Income and economic strengthening						
Cash transfers	National	YES	NO	YES		
Group savings and loans with gender equity training	None	-	-	-	-	
Microfinance and gender equity training	None	-	-	-	-	
Response and support services						
Child protection services	National	YES	YES	YES		
Clinical services for sexual violence victims	National	YES	YES	YES		
Mental health services for victims	National	YES	YES	YES		
Mental health services for perpetrators	National	YES	YES	NO		
Identification and referral for victims	National	YES	YES	NO		
Identification and referral for perpetrators	National	YES	YES	YES		
Education and life skills						
Increasing school enrolment	National	NO	YES	YES		
Helping children protect themselves from sexual abuse	National	YES	YES	YES		
Life and social skills training	National	YES	YES	YES		
School-based anti-bullying	National	NO	YES	YES		
School-based dating violence prevention	National	YES	YES	NO		
Reducing violence by school staff	National	NO	YES	YES		

VIOLENCE PREVALENCE FROM SELECTED MULTI-COUNTRY SURVEYS^a

	Male%	Female%
Experiencing violent discipline in the past month, 1–14 year olds	-	-
Witnessing physical violence in the home prior to 18 years, 18–24 year olds	-	-
Sexual victimization prior to 18 years, 18–24 year olds	-	-
Bullying victimization in the past 30 days/few months, 11–15 year olds	26	20
Involvement in physical fighting in the past 12 months, 13–15 year olds	31	14

^a Countries may have data available from several other surveys but in the interests of global comparability, indicators from the most widely available internationally comparable surveys have been selected



GOVERNANCE AND MONITORING TO END VIOLENCE AGAINST CHILDREN

3 Government sectors with functions addressing violence against children,
1 of which has coordinating function

National action plan/s

		Funding		Funding
Child maltreatment	YES	Partial	School-based violence	YES Partial
Youth violence	YES	Partial	Gender-based violence	YES Partial
Sexual violence	YES	Partial	Other	NO -

Includes prevalence indicator/s: NO

IMPLEMENTATION OF INSPIRE STRATEGIES AND APPROACHES

Implementation and enforcement of laws

		Perceived enforcement				Perceived enforcement	
		Low	High			Low	High
Bans on corporal punishment in all settings	NO			Against weapons on school premises	-	-	
Against statutory rape	YES			Providing for victim compensation	-	Not asked	
Against contact sexual violence excluding rape	YES			Providing for victim legal representation	YES	Not asked	
Against non-contact sexual violence	YES			Minimum age for alcohol sales	NO	Not asked	
Regulating civilian access to and use of firearms	YES						

	Level	Implementation support			Perceived reach	
		Funds	Tools	Training	Very few	Nearly all
Norms and values						
Strengthening non-violent norms	National	NO	YES	YES		
Community mobilization	National	NO	YES	YES		
Bystander interventions	Subnational	-	-	-		
Safe environments						
Addressing violence "hotspots"	None	-	-	-		
Interrupting the spread of violence	-	-	-	-		
Improving the built environment	-	-	-	-		
Parent and caregiver support						
Home visiting	None	-	-	-		
Centre-based parenting support	None	-	-	-		
Income and economic strengthening						
Cash transfers	Subnational	-	-	-		
Group savings and loans with gender equity training	National	YES	NO	YES		
Microfinance and gender equity training	Subnational	-	-	-		
Response and support services						
Child protection services	National	YES	YES	YES		
Clinical services for sexual violence victims	National	YES	YES	YES		
Mental health services for victims	None	-	-	-		
Mental health services for perpetrators	None	-	-	-		
Identification and referral for victims	National	NO	YES	YES		
Identification and referral for perpetrators	None	-	-	-		
Education and life skills						
Increasing school enrolment	National	YES	YES	YES		
Helping children protect themselves from sexual abuse	National	NO	YES	YES		
Life and social skills training	National	NO	YES	YES		
School-based anti-bullying	None	-	-	-		
School-based dating violence prevention	None	-	-	-		
Reducing violence by school staff	-	-	-	-		

VIOLENCE PREVALENCE FROM SELECTED MULTI-COUNTRY SURVEYS^a

	Male%	Female%
Experiencing violent discipline in the past month, 1–14 year olds	83	82
Witnessing physical violence in the home prior to 18 years, 18–24 year olds	-	-
Sexual victimization prior to 18 years, 18–24 year olds	-	-
Bullying victimization in the past 30 days/few months, 11–15 year olds	-	-
Involvement in physical fighting in the past 12 months, 13–15 year olds	-	-

^a Countries may have data available from several other surveys but in the interests of global comparability, indicators from the most widely available internationally comparable surveys have been selected



GOVERNANCE AND MONITORING TO END VIOLENCE AGAINST CHILDREN

1 Government sector with functions addressing violence against children,
1 of which has coordinating function

National action plan/s	Funding			Funding	
Child maltreatment	NO	-	School-based violence	NO	-
Youth violence	NO	-	Gender-based violence	NO	-
Sexual violence	NO	-	Other	NO	-

Includes prevalence indicator/s: -

IMPLEMENTATION OF INSPIRE STRATEGIES AND APPROACHES

Implementation and enforcement of laws

	Perceived enforcement			Perceived enforcement	
	Low	High		Low	High
Bans on corporal punishment in all settings	NO	-	Against weapons on school premises	NO	-
Against statutory rape	YES		Providing for victim compensation	-	Not asked
Against contact sexual violence excluding rape	YES		Providing for victim legal representation	NO	Not asked
Against non-contact sexual violence	YES		Minimum age for alcohol sales	16	Not asked
Regulating civilian access to and use of firearms	YES				

	Level	Implementation support			Perceived reach	
		Funds	Tools	Training	Very few	Nearly all

Norms and values						
Strengthening non-violent norms	None	-	-	-	-	-
Community mobilization	-	-	-	-	-	-
Bystander interventions	None	-	-	-	-	-

Safe environments

Addressing violence "hotspots"	None	-	-	-	-	-
Interrupting the spread of violence	None	-	-	-	-	-
Improving the built environment	Subnational	-	-	-	-	-

Parent and caregiver support

Home visiting	None	-	-	-	-	-
Centre-based parenting support	None	-	-	-	-	-

Income and economic strengthening

Cash transfers	None	-	-	-	-	-
Group savings and loans with gender equity training	None	-	-	-	-	-
Microfinance and gender equity training	None	-	-	-	-	-

Response and support services

Child protection services	National	YES	YES	YES	
Clinical services for sexual violence victims	National	YES	YES	YES	
Mental health services for victims	Subnational	-	-	-	-
Mental health services for perpetrators	Subnational	-	-	-	-
Identification and referral for victims	National	YES	YES	YES	
Identification and referral for perpetrators	None	-	-	-	-

Education and life skills

Increasing school enrolment	National	YES	YES	NO	
Helping children protect themselves from sexual abuse	National	YES	YES	YES	
Life and social skills training	National	YES	YES	YES	
School-based anti-bullying	Subnational	-	-	-	-
School-based dating violence prevention	None	-	-	-	-
Reducing violence by school staff	National	NO	YES	YES	

VIOLENCE PREVALENCE FROM SELECTED MULTI-COUNTRY SURVEYS^a

	Male%	Female%
Experiencing violent discipline in the past month, 1–14 year olds	74	65
Witnessing physical violence in the home prior to 18 years, 18–24 year olds	-	-
Sexual victimization prior to 18 years, 18–24 year olds	-	-
Bullying victimization in the past 30 days/few months, 11–15 year olds	40	37
Involvement in physical fighting in the past 12 months, 13–15 year olds	51	25

^a Countries may have data available from several other surveys but in the interests of global comparability, indicators from the most widely available internationally comparable surveys have been selected



GOVERNANCE AND MONITORING TO END VIOLENCE AGAINST CHILDREN

9 Government sectors with functions addressing violence against children,
9 of which have coordinating function

National action plan/s

		Funding		Funding
Child maltreatment	NO	-	School-based violence	NO -
Youth violence	YES	Partial	Gender-based violence	YES Partial
Sexual violence	NO	-	Other	NO -

Includes prevalence indicator/s: -

IMPLEMENTATION OF INSPIRE STRATEGIES AND APPROACHES

Implementation and enforcement of laws

		Perceived enforcement			Perceived enforcement	
		Low	High		Low	High
Bans on corporal punishment in all settings	YES			Against weapons on school premises	YES	
Against statutory rape	YES			Providing for victim compensation	NO	Not asked
Against contact sexual violence excluding rape	YES			Providing for victim legal representation	YES	Not asked
Against non-contact sexual violence	YES			Minimum age for alcohol sales	18	Not asked
Regulating civilian access to and use of firearms	YES					

	Level	Implementation support			Perceived reach	
		Funds	Tools	Training	Very few	Nearly all
Norms and values						
Strengthening non-violent norms	National	YES	YES	YES		
Community mobilization	National	YES	YES	YES		
Bystander interventions	National	YES	YES	NO		
Safe environments						
Addressing violence "hotspots"	National	YES	YES	YES		
Interrupting the spread of violence	Subnational	-	-	-	-	-
Improving the built environment	National	YES	YES	YES		
Parent and caregiver support						
Home visiting	National	YES	YES	YES		
Centre-based parenting support	National	YES	YES	YES		
Income and economic strengthening						
Cash transfers	-	-	-	-	-	-
Group savings and loans with gender equity training	National	YES	YES	YES		
Microfinance and gender equity training	National	YES	YES	YES		
Response and support services						
Child protection services	National	YES	YES	YES		
Clinical services for sexual violence victims	National	YES	YES	NO		
Mental health services for victims	National	YES	YES	NO		
Mental health services for perpetrators	None	-	-	-	-	-
Identification and referral for victims	National	YES	YES	NO		
Identification and referral for perpetrators	None	-	-	-	-	-
Education and life skills						
Increasing school enrolment	National	YES	NO	YES		
Helping children protect themselves from sexual abuse	None	-	-	-	-	-
Life and social skills training	National	YES	YES	NO		
School-based anti-bullying	National	YES	YES	NO		
School-based dating violence prevention	National	NO	NO	YES		
Reducing violence by school staff	National	NO	YES	NO		

VIOLENCE PREVALENCE FROM SELECTED MULTI-COUNTRY SURVEYS^a

	Male%	Female%
Experiencing violent discipline in the past month, 1–14 year olds	-	-
Witnessing physical violence in the home prior to 18 years, 18–24 year olds	16	23
Sexual victimization prior to 18 years, 18–24 year olds	10	16
Bullying victimization in the past 30 days/few months, 11–15 year olds	32	32
Involvement in physical fighting in the past 12 months, 13–15 year olds	36	21

^a Countries may have data available from several other surveys but in the interests of global comparability, indicators from the most widely available internationally comparable surveys have been selected



GOVERNANCE AND MONITORING TO END VIOLENCE AGAINST CHILDREN

9 Government sectors with functions addressing violence against children,
9 of which have coordinating function

National action plan/s

		Funding		Funding
Child maltreatment	YES	Full	School-based violence	YES Full
Youth violence	YES	Full	Gender-based violence	YES Full
Sexual violence	YES	Full	Other	YES Full

Includes prevalence indicator/s: YES (Physical, sexual, emotional)

IMPLEMENTATION OF INSPIRE STRATEGIES AND APPROACHES

Implementation and enforcement of laws

		Perceived enforcement			Perceived enforcement	
		Low	High		Low	High
Bans on corporal punishment in all settings	NO			Against weapons on school premises	YES	
Against statutory rape	YES			Providing for victim compensation	YES	Not asked
Against contact sexual violence excluding rape	YES			Providing for victim legal representation	YES	Not asked
Against non-contact sexual violence	YES			Minimum age for alcohol sales	21	Not asked
Regulating civilian access to and use of firearms	YES					

	Level	Implementation support			Perceived reach	
		Funds	Tools	Training	Very few	Nearly all
Norms and values						
Strengthening non-violent norms	Subnational	-	-	-	-	-
Community mobilization	National	YES	YES	YES		
Bystander interventions	National	YES	YES	NO		
Safe environments						
Addressing violence "hotspots"	None	-	-	-	-	-
Interrupting the spread of violence	None	-	-	-	-	-
Improving the built environment	National	YES	YES	YES		
Parent and caregiver support						
Home visiting	None	-	-	-	-	-
Centre-based parenting support	National	YES	YES	YES		
Income and economic strengthening						
Cash transfers	National	YES	NO	NO		
Group savings and loans with gender equity training	None	-	-	-	-	-
Microfinance and gender equity training	National	YES	YES	YES		
Response and support services						
Child protection services	National	YES	YES	YES		
Clinical services for sexual violence victims	National	YES	YES	YES		
Mental health services for victims	National	YES	YES	YES		
Mental health services for perpetrators	None	-	-	-	-	-
Identification and referral for victims	National	YES	YES	YES		
Identification and referral for perpetrators	None	-	-	-	-	-
Education and life skills						
Increasing school enrolment	National	YES	YES	YES		
Helping children protect themselves from sexual abuse	National	YES	YES	YES		
Life and social skills training	National	YES	YES	YES		
School-based anti-bullying	National	YES	YES	YES		
School-based dating violence prevention	None	-	-	-	-	-
Reducing violence by school staff	National	YES	YES	YES		

VIOLENCE PREVALENCE FROM SELECTED MULTI-COUNTRY SURVEYS^a

	Male%	Female%
Experiencing violent discipline in the past month, 1–14 year olds	-	-
Witnessing physical violence in the home prior to 18 years, 18–24 year olds	-	-
Sexual victimization prior to 18 years, 18–24 year olds	-	-
Bullying victimization in the past 30 days/few months, 11–15 year olds	24	19
Involvement in physical fighting in the past 12 months, 13–15 year olds	36	13

^a Countries may have data available from several other surveys but in the interests of global comparability, indicators from the most widely available internationally comparable surveys have been selected



GOVERNANCE AND MONITORING TO END VIOLENCE AGAINST CHILDREN

8 Government sectors with functions addressing violence against children,
2 of which have coordinating function

National action plan/s

	Funding		Funding	
Child maltreatment	YES	Full	School-based violence	YES Full
Youth violence	YES	Full	Gender-based violence	YES Full
Sexual violence	YES	Full	Other	YES Full

Includes prevalence indicator/s: NO

IMPLEMENTATION OF INSPIRE STRATEGIES AND APPROACHES

Implementation and enforcement of laws

	YES	Perceived enforcement			YES	Perceived enforcement	
		Low	High			Low	High
Bans on corporal punishment in all settings	YES			Against weapons on school premises	YES		
Against statutory rape	YES			Providing for victim compensation	YES	Not asked	
Against contact sexual violence excluding rape	YES			Providing for victim legal representation	YES	Not asked	
Against non-contact sexual violence	YES			Minimum age for alcohol sales	YES ^a	Not asked	
Regulating civilian access to and use of firearms	YES						

	Level	Implementation support			Perceived reach	
		Funds	Tools	Training	Very few	Nearly all

Norms and values

Strengthening non-violent norms	National	YES	YES	YES	
Community mobilization	Subnational	-	-	-	-
Bystander interventions	National	YES	YES	YES	

Safe environments

Addressing violence "hotspots"	None	-	-	-	-
Interrupting the spread of violence	None	-	-	-	-
Improving the built environment	Subnational	-	-	-	-

Parent and caregiver support

Home visiting	None	-	-	-	-
Centre-based parenting support	National	YES	YES	YES	

Income and economic strengthening

Cash transfers	None	-	-	-	-
Group savings and loans with gender equity training	None	-	-	-	-
Microfinance and gender equity training	None	-	-	-	-

Response and support services

Child protection services	National	YES	YES	YES	
Clinical services for sexual violence victims	National	YES	YES	YES	
Mental health services for victims	National	YES	YES	YES	
Mental health services for perpetrators	National	YES	YES	YES	
Identification and referral for victims	National	YES	YES	YES	
Identification and referral for perpetrators	Subnational	-	-	-	-

Education and life skills

Increasing school enrolment	National	YES	YES	YES	
Helping children protect themselves from sexual abuse	Subnational	-	-	-	-
Life and social skills training	National	YES	YES	YES	
School-based anti-bullying	-	-	-	-	-
School-based dating violence prevention	None	-	-	-	-
Reducing violence by school staff	National	YES	YES	YES	

VIOLENCE PREVALENCE FROM SELECTED MULTI-COUNTRY SURVEYS^b

	Male%	Female%
Experiencing violent discipline in the past month, 1–14 year olds	-	-
Witnessing physical violence in the home prior to 18 years, 18–24 year olds	-	-
Sexual victimization prior to 18 years, 18–24 year olds	-	-
Bullying victimization in the past 30 days/few months, 11–15 year olds	-	-
Involvement in physical fighting in the past 12 months, 13–15 year olds	-	-

a Total ban

b Countries may have data available from several other surveys but in the interests of global comparability, indicators from the most widely available internationally comparable surveys have been selected



GOVERNANCE AND MONITORING TO END VIOLENCE AGAINST CHILDREN

3 Government sectors with functions addressing violence against children,
3 of which have coordinating function

National action plan/s

		Funding		Funding
Child maltreatment	YES	Partial	School-based violence	YES Partial
Youth violence	YES	Partial	Gender-based violence	YES Partial
Sexual violence	YES	Partial	Other	NO -

Includes prevalence indicator/s: NO

IMPLEMENTATION OF INSPIRE STRATEGIES AND APPROACHES

Implementation and enforcement of laws

		Perceived enforcement				Perceived enforcement	
		Low	High			Low	High
Bans on corporal punishment in all settings	NO			Against weapons on school premises	YES		
Against statutory rape	YES			Providing for victim compensation	YES	Not asked	
Against contact sexual violence excluding rape	YES			Providing for victim legal representation	YES	Not asked	
Against non-contact sexual violence	YES			Minimum age for alcohol sales	21	Not asked	
Regulating civilian access to and use of firearms	YES						

	Level	Implementation support			Perceived reach	
		Funds	Tools	Training	Very few	Nearly all
Norms and values						
Strengthening non-violent norms	National	YES	YES	YES		
Community mobilization	National	YES	YES	YES		
Bystander interventions	National	YES	YES	YES		

Safe environments						
Addressing violence "hotspots"	None	-	-	-	-	-
Interrupting the spread of violence	Subnational	-	-	-	-	-
Improving the built environment	None	-	-	-	-	-

Parent and caregiver support						
Home visiting	None	-	-	-	-	-
Centre-based parenting support	None	-	-	-	-	-

Income and economic strengthening						
Cash transfers	None	-	-	-	-	-
Group savings and loans with gender equity training	None	-	-	-	-	-
Microfinance and gender equity training	National	YES	YES	YES		

Response and support services						
Child protection services	National	YES	YES	YES		
Clinical services for sexual violence victims	National	YES	YES	YES		
Mental health services for victims	National	YES	YES	YES		
Mental health services for perpetrators	None	-	-	-	-	-
Identification and referral for victims	National	YES	YES	YES		
Identification and referral for perpetrators	None	-	-	-	-	-

Education and life skills						
Increasing school enrolment	National	YES	YES	YES		
Helping children protect themselves from sexual abuse	National	YES	YES	YES		
Life and social skills training	National	YES	YES	YES		
School-based anti-bullying	National	YES	YES	YES		
School-based dating violence prevention	National	YES	YES	YES		
Reducing violence by school staff	National	YES	YES	YES		

VIOLENCE PREVALENCE FROM SELECTED MULTI-COUNTRY SURVEYS^a

	Male%	Female%
Experiencing violent discipline in the past month, 1–14 year olds	82	80
Witnessing physical violence in the home prior to 18 years, 18–24 year olds	-	-
Sexual victimization prior to 18 years, 18–24 year olds	-	-
Bullying victimization in the past 30 days/few months, 11–15 year olds	32	22
Involvement in physical fighting in the past 12 months, 13–15 year olds	50	22

^a Countries may have data available from several other surveys but in the interests of global comparability, indicators from the most widely available internationally comparable surveys have been selected



GOVERNANCE AND MONITORING TO END VIOLENCE AGAINST CHILDREN

4 Government sectors with functions addressing violence against children,
4 of which have coordinating function

National action plan/s

	Funding		Funding	
	YES	Full	YES	Full
Child maltreatment	YES	Full	School-based violence	YES Full
Youth violence	YES	Full	Gender-based violence	YES Full
Sexual violence	YES	Full	Other	NO -

Includes prevalence indicator/s: NO

IMPLEMENTATION OF INSPIRE STRATEGIES AND APPROACHES

Implementation and enforcement of laws

	YES	Perceived enforcement			YES	Perceived enforcement	
		Low	High			Low	High
Bans on corporal punishment in all settings	YES			Against weapons on school premises	YES		
Against statutory rape	YES			Providing for victim compensation	YES ^a		Not asked
Against contact sexual violence excluding rape	YES			Providing for victim legal representation	YES		Not asked
Against non-contact sexual violence	YES			Minimum age for alcohol sales	18		Not asked
Regulating civilian access to and use of firearms	YES						

	Level	Implementation support			Perceived reach	
		Funds	Tools	Training	Very few	Nearly all
Norms and values						
Strengthening non-violent norms	National	NO	YES	YES		
Community mobilization	National	YES	YES	YES		
Bystander interventions	National	NO	YES	YES		
Safe environments						
Addressing violence "hotspots"	Subnational	-	-	-		
Interrupting the spread of violence	Subnational	-	-	-		
Improving the built environment	National	YES	YES	YES		
Parent and caregiver support						
Home visiting	Subnational	-	-	-		
Centre-based parenting support	National	YES	YES	YES		
Income and economic strengthening						
Cash transfers	National	YES	YES	NO		
Group savings and loans with gender equity training	National	YES	YES	YES		
Microfinance and gender equity training	-	-	-	-		
Response and support services						
Child protection services	National	YES	YES	YES		
Clinical services for sexual violence victims	National	YES	YES	YES		
Mental health services for victims	National	YES	NO	NO		
Mental health services for perpetrators	Subnational	-	-	-		
Identification and referral for victims	National	YES	YES	YES		
Identification and referral for perpetrators	National	YES	YES	YES		
Education and life skills						
Increasing school enrolment	National	YES	YES	YES		
Helping children protect themselves from sexual abuse	Subnational	-	-	-		
Life and social skills training	National	NO	YES	YES		
School-based anti-bullying	Subnational	-	-	-		
School-based dating violence prevention	Subnational	-	-	-		
Reducing violence by school staff	National	NO	YES	YES		

VIOLENCE PREVALENCE FROM SELECTED MULTI-COUNTRY SURVEYS^b

	Male%	Female%
Experiencing violent discipline in the past month, 1–14 year olds	-	-
Witnessing physical violence in the home prior to 18 years, 18–24 year olds	-	-
Sexual victimization prior to 18 years, 18–24 year olds	-	-
Bullying victimization in the past 30 days/few months, 11–15 year olds	33	16
Involvement in physical fighting in the past 12 months, 13–15 year olds	-	-

^a Subnational

^b Countries may have data available from several other surveys but in the interests of global comparability, indicators from the most widely available internationally comparable surveys have been selected



GOVERNANCE AND MONITORING TO END VIOLENCE AGAINST CHILDREN

7 Government sectors with functions addressing violence against children,
4 of which have coordinating function

National action plan/s

		Funding
Child maltreatment	YES	-
Youth violence	YES	-
Sexual violence	NO	-

Includes prevalence indicator/s: NO

		Funding
School-based violence	NO	-
Gender-based violence	NO	-
Other	NO	-

IMPLEMENTATION OF INSPIRE STRATEGIES AND APPROACHES

Implementation and enforcement of laws

		Perceived enforcement				Perceived enforcement	
		Low	High			Low	High
Bans on corporal punishment in all settings	NO	-		Against weapons on school premises	YES		
Against statutory rape	YES			Providing for victim compensation	NO	Not asked	
Against contact sexual violence excluding rape	YES	-		Providing for victim legal representation	YES	Not asked	
Against non-contact sexual violence	YES			Minimum age for alcohol sales	18	Not asked	
Regulating civilian access to and use of firearms	YES						

	Level	Implementation support			Perceived reach	
		Funds	Tools	Training	Very few	Nearly all
Norms and values						
Strengthening non-violent norms	National	YES	YES	YES		
Community mobilization	National	YES	YES	YES		
Bystander interventions	National	YES	YES	YES		
Safe environments						
Addressing violence "hotspots"	National	YES	YES	YES		
Interrupting the spread of violence	National	YES	YES	YES		
Improving the built environment	National	YES	YES	YES		
Parent and caregiver support						
Home visiting	Subnational	-	-	-	-	-
Centre-based parenting support	National	YES	YES	YES		
Income and economic strengthening						
Cash transfers	National	YES	YES	YES		
Group savings and loans with gender equity training	National	YES	NO	NO		
Microfinance and gender equity training	National	YES	NO	NO		
Response and support services						
Child protection services	National	YES	YES	YES		
Clinical services for sexual violence victims	National	YES	YES	YES		
Mental health services for victims	National	YES	YES	YES		
Mental health services for perpetrators	National	YES	YES	YES		
Identification and referral for victims	National	YES	YES	YES		
Identification and referral for perpetrators	National	YES	YES	YES		
Education and life skills						
Increasing school enrolment	National	YES	YES	YES		
Helping children protect themselves from sexual abuse	National	YES	YES	YES		
Life and social skills training	National	YES	YES	YES		
School-based anti-bullying	National	YES	YES	YES		
School-based dating violence prevention	National	YES	YES	YES		
Reducing violence by school staff	National	YES	YES	YES		

VIOLENCE PREVALENCE FROM SELECTED MULTI-COUNTRY SURVEYS^a

	Male%	Female%
Experiencing violent discipline in the past month, 1–14 year olds	87 ^b	82 ^b
Witnessing physical violence in the home prior to 18 years, 18–24 year olds	-	-
Sexual victimization prior to 18 years, 18–24 year olds	-	-
Bullying victimization in the past 30 days/few months, 11–15 year olds	26	25
Involvement in physical fighting in the past 12 months, 13–15 year olds	44	25

a Countries may have data available from several other surveys but in the interests of global comparability, indicators from the most widely available internationally comparable surveys have been selected

b Data differ from the standard definition or refer to only part of the country



GOVERNANCE AND MONITORING TO END VIOLENCE AGAINST CHILDREN

8 Government sectors with functions addressing violence against children,
1 of which has coordinating function

National action plan/s

	Funding		Funding	
Child maltreatment	YES ^a	-	School-based violence	YES -
Youth violence	YES ^a	-	Gender-based violence	YES -
Sexual violence	YES	-	Other	YES Partial

Includes prevalence indicator/s: NO

IMPLEMENTATION OF INSPIRE STRATEGIES AND APPROACHES

Implementation and enforcement of laws

		Perceived enforcement			Perceived enforcement	
		Low	High		Low	High
Bans on corporal punishment in all settings	YES			Against weapons on school premises	YES	
Against statutory rape	YES			Providing for victim compensation	NO	Not asked
Against contact sexual violence excluding rape	YES			Providing for victim legal representation	YES ^a	Not asked
Against non-contact sexual violence	YES			Minimum age for alcohol sales	18	Not asked
Regulating civilian access to and use of firearms	YES					

	Level	Implementation support			Perceived reach	
		Funds	Tools	Training	Very few	Nearly all
Norms and values						
Strengthening non-violent norms	National	NO	NO	YES		
Community mobilization	National	YES	YES	YES		
Bystander interventions	National	NO	NO	YES		
Safe environments						
Addressing violence "hotspots"	National	YES	YES	YES		
Interrupting the spread of violence	National	YES	YES	YES		
Improving the built environment	National	YES	YES	YES		
Parent and caregiver support						
Home visiting	National	YES	YES	YES		
Centre-based parenting support	National	YES	YES	YES		
Income and economic strengthening						
Cash transfers	National	YES	YES	YES		
Group savings and loans with gender equity training	National	YES	YES	YES		
Microfinance and gender equity training	None	-	-	-	-	
Response and support services						
Child protection services	National	YES	YES	YES		
Clinical services for sexual violence victims	National	YES	YES	YES		
Mental health services for victims	None	-	-	-	-	
Mental health services for perpetrators	National	YES	YES	YES		
Identification and referral for victims	National	YES	YES	YES		
Identification and referral for perpetrators	None	-	-	-	-	
Education and life skills						
Increasing school enrolment	National	YES	YES	YES		
Helping children protect themselves from sexual abuse	National	YES	YES	YES		
Life and social skills training	National	YES	YES	YES		
School-based anti-bullying	Subnational	-	-	-	-	
School-based dating violence prevention	National	YES	YES	YES		
Reducing violence by school staff	National	YES	YES	YES		

VIOLENCE PREVALENCE FROM SELECTED MULTI-COUNTRY SURVEYS^b

	Male%	Female%
Experiencing violent discipline in the past month, 1–14 year olds	83	80
Witnessing physical violence in the home prior to 18 years, 18–24 year olds	-	-
Sexual victimization prior to 18 years, 18–24 year olds	-	-
Bullying victimization in the past 30 days/few months, 11–15 year olds	46	37
Involvement in physical fighting in the past 12 months, 13–15 year olds	65	30

a Subnational

b Countries may have data available from several other surveys but in the interests of global comparability, indicators from the most widely available internationally comparable surveys have been selected



GOVERNANCE AND MONITORING TO END VIOLENCE AGAINST CHILDREN

- 1 Government sector with functions addressing violence against children,
1 of which has coordinating function

National action plan/s

		Funding			Funding
Child maltreatment	NO	-	School-based violence	NO	-
Youth violence	NO	-	Gender-based violence	NO	-
Sexual violence	NO	-	Other	NO	-

Includes prevalence indicator/s: NO

IMPLEMENTATION OF INSPIRE STRATEGIES AND APPROACHES

Implementation and enforcement of laws

		Perceived enforcement			Perceived enforcement	
		Low	High		Low	High
Bans on corporal punishment in all settings	NO			Against weapons on school premises	YES	
Against statutory rape	YES			Providing for victim compensation	YES	Not asked
Against contact sexual violence excluding rape	YES			Providing for victim legal representation	YES	Not asked
Against non-contact sexual violence	YES			Minimum age for alcohol sales	21	Not asked
Regulating civilian access to and use of firearms	YES					

	Level	Implementation support			Perceived reach	
		Funds	Tools	Training	Very few	Nearly all
Norms and values						
Strengthening non-violent norms	National	YES	YES	YES		
Community mobilization	None	-	-	-	-	-
Bystander interventions	National	NO	NO	YES		
Safe environments						
Addressing violence "hotspots"	National	YES	YES	YES		
Interrupting the spread of violence	National	YES	YES	YES		
Improving the built environment	National	YES	YES	YES		
Parent and caregiver support						
Home visiting	National	YES	YES	YES		
Centre-based parenting support	National	YES	YES	YES		
Income and economic strengthening						
Cash transfers	National	NO	YES	NO		
Group savings and loans with gender equity training	None	-	-	-	-	-
Microfinance and gender equity training	None	-	-	-	-	-
Response and support services						
Child protection services	National	YES	YES	YES		
Clinical services for sexual violence victims	National	YES	YES	NO	-	
Mental health services for victims	National	YES	YES	NO		
Mental health services for perpetrators	None	-	-	-	-	-
Identification and referral for victims	None	-	-	-	-	-
Identification and referral for perpetrators	National	YES	YES	YES		
Education and life skills						
Increasing school enrolment	None	-	-	-	-	-
Helping children protect themselves from sexual abuse	Subnational	-	-	-	-	-
Life and social skills training	National	YES	YES	YES	-	
School-based anti-bullying	National	YES	YES	YES	-	
School-based dating violence prevention	Subnational	-	-	-	-	-
Reducing violence by school staff	National	YES	YES	YES		

VIOLENCE PREVALENCE FROM SELECTED MULTI-COUNTRY SURVEYS^a

	Male%	Female%
Experiencing violent discipline in the past month, 1–14 year olds	55	50
Witnessing physical violence in the home prior to 18 years, 18–24 year olds	-	-
Sexual victimization prior to 18 years, 18–24 year olds	-	-
Bullying victimization in the past 30 days/few months, 11–15 year olds	-	-
Involvement in physical fighting in the past 12 months, 13–15 year olds	-	-

^a Countries may have data available from several other surveys but in the interests of global comparability, indicators from the most widely available internationally comparable surveys have been selected



GOVERNANCE AND MONITORING TO END VIOLENCE AGAINST CHILDREN

12 Government sectors with functions addressing violence against children,
8 of which have coordinating function

National action plan/s

		Funding		Funding
Child maltreatment	YES ^a	Partial	School-based violence	YES Partial
Youth violence	YES ^a	Partial	Gender-based violence	YES Partial
Sexual violence	YES	Partial	Other	NO -

Includes prevalence indicator/s: NO

IMPLEMENTATION OF INSPIRE STRATEGIES AND APPROACHES

Implementation and enforcement of laws

		Perceived enforcement			Perceived enforcement	
		Low	High		Low	High
Bans on corporal punishment in all settings	NO			Against weapons on school premises	YES ^a	-
Against statutory rape	YES			Providing for victim compensation	YES	Not asked
Against contact sexual violence excluding rape	YES			Providing for victim legal representation	YES	Not asked
Against non-contact sexual violence	YES			Minimum age for alcohol sales	18	Not asked
Regulating civilian access to and use of firearms	YES					

	Level	Implementation support			Perceived reach	
		Funds	Tools	Training	Very few	Nearly all
Norms and values						
Strengthening non-violent norms	National	YES	YES	YES		
Community mobilization	National	YES	YES	YES		
Bystander interventions	Subnational	-	-	-	-	-
Safe environments						
Addressing violence "hotspots"	Subnational	-	-	-	-	-
Interrupting the spread of violence	Subnational	-	-	-	-	-
Improving the built environment	Subnational	-	-	-	-	-
Parent and caregiver support						
Home visiting	None	-	-	-	-	-
Centre-based parenting support	None	-	-	-	-	-
Income and economic strengthening						
Cash transfers	Subnational	-	-	-	-	-
Group savings and loans with gender equity training	National	YES	YES	YES		
Microfinance and gender equity training	National	YES	YES	YES		
Response and support services						
Child protection services	National	YES	YES	YES		
Clinical services for sexual violence victims	National	YES	YES	YES		
Mental health services for victims	National	YES	YES	YES		
Mental health services for perpetrators	None	-	-	-	-	-
Identification and referral for victims	National	YES	YES	YES		
Identification and referral for perpetrators	None	-	-	-	-	-
Education and life skills						
Increasing school enrolment	National	YES	YES	YES		
Helping children protect themselves from sexual abuse	National	YES	YES	YES		
Life and social skills training	National	YES	YES	YES		
School-based anti-bullying	National	YES	YES	YES		
School-based dating violence prevention	None	-	-	-	-	-
Reducing violence by school staff	National	NO	YES	YES		

VIOLENCE PREVALENCE FROM SELECTED MULTI-COUNTRY SURVEYS^b

	Male%	Female%
Experiencing violent discipline in the past month, 1–14 year olds	-	-
Witnessing physical violence in the home prior to 18 years, 18–24 year olds	-	-
Sexual victimization prior to 18 years, 18–24 year olds	18	32
Bullying victimization in the past 30 days/few months, 11–15 year olds	57	57
Involvement in physical fighting in the past 12 months, 13–15 year olds	51	46

a Subnational

b Countries may have data available from several other surveys but in the interests of global comparability, indicators from the most widely available internationally comparable surveys have been selected



GOVERNANCE AND MONITORING TO END VIOLENCE AGAINST CHILDREN

6 Government sectors with functions addressing violence against children,
1 of which has coordinating function

National action plan/s

		Funding				Funding	
		YES	Partial			YES	Partial
Child maltreatment	YES	Partial		School-based violence	YES	Partial	
Youth violence	YES	None		Gender-based violence	YES	Partial	
Sexual violence	YES	Partial		Other	NO	-	

Includes prevalence indicator/s: NO

IMPLEMENTATION OF INSPIRE STRATEGIES AND APPROACHES

Implementation and enforcement of laws

		Perceived enforcement				Perceived enforcement	
		Low	High			Low	High
Bans on corporal punishment in all settings	NO			Against weapons on school premises	NO	-	
Against statutory rape	YES			Providing for victim compensation	NO	Not asked	
Against contact sexual violence excluding rape	YES			Providing for victim legal representation	NO	Not asked	
Against non-contact sexual violence	YES			Minimum age for alcohol sales	21	Not asked	
Regulating civilian access to and use of firearms	YES						

	Level	Implementation support			Perceived reach	
		Funds	Tools	Training	Very few	Nearly all
Norms and values						
Strengthening non-violent norms	National	NO	YES	YES		
Community mobilization	National	NO	YES	YES		
Bystander interventions	Subnational	-	-	-	-	-

Safe environments

	Level	Funds	Tools	Training	Perceived reach
Addressing violence "hotspots"	None	-	-	-	-
Interrupting the spread of violence	None	-	-	-	-
Improving the built environment	-	-	-	-	-

Parent and caregiver support

	Level	Funds	Tools	Training	Perceived reach
Home visiting	National	YES	YES	YES	
Centre-based parenting support	National	YES	YES	YES	

Income and economic strengthening

	Level	Funds	Tools	Training	Perceived reach
Cash transfers	None	-	-	-	-
Group savings and loans with gender equity training	Subnational	-	-	-	-
Microfinance and gender equity training	National	NO	YES	YES	

Response and support services

	Level	Funds	Tools	Training	Perceived reach
Child protection services	National	YES	YES	YES	
Clinical services for sexual violence victims	National	NO	YES	NO	-
Mental health services for victims	National	YES	YES	NO	
Mental health services for perpetrators	None	-	-	-	-
Identification and referral for victims	National	NO	YES	YES	
Identification and referral for perpetrators	None	-	-	-	-

Education and life skills

	Level	Funds	Tools	Training	Perceived reach
Increasing school enrolment	National	YES	YES	YES	
Helping children protect themselves from sexual abuse	National	NO	YES	YES	
Life and social skills training	National	NO	YES	YES	
School-based anti-bullying	Subnational	-	-	-	-
School-based dating violence prevention	Subnational	-	-	-	-
Reducing violence by school staff	Subnational	-	-	-	-

VIOLENCE PREVALENCE FROM SELECTED MULTI-COUNTRY SURVEYS^a

	Male%	Female%
Experiencing violent discipline in the past month, 1–14 year olds	-	-
Witnessing physical violence in the home prior to 18 years, 18–24 year olds	-	-
Sexual victimization prior to 18 years, 18–24 year olds	-	-
Bullying victimization in the past 30 days/few months, 11–15 year olds	42	32
Involvement in physical fighting in the past 12 months, 13–15 year olds	43	29

^a Countries may have data available from several other surveys but in the interests of global comparability, indicators from the most widely available internationally comparable surveys have been selected



GOVERNANCE AND MONITORING TO END VIOLENCE AGAINST CHILDREN

7 Government sectors with functions addressing violence against children,
4 of which have coordinating function

National action plan/s

		Funding		Funding
Child maltreatment	YES	Full	School-based violence	YES ^a -
Youth violence	YES	Full	Gender-based violence	YES ^a -
Sexual violence	YES ^a	-	Other	NO -

Includes prevalence indicator/s: YES (Sexual)

IMPLEMENTATION OF INSPIRE STRATEGIES AND APPROACHES

Implementation and enforcement of laws

		Perceived enforcement			Perceived enforcement	
		Low	High		Low	High
Bans on corporal punishment in all settings	YES			Against weapons on school premises	YES ^a	-
Against statutory rape	YES			Providing for victim compensation	NO	Not asked
Against contact sexual violence excluding rape	YES			Providing for victim legal representation	YES	Not asked
Against non-contact sexual violence	YES			Minimum age for alcohol sales	-	Not asked
Regulating civilian access to and use of firearms	YES					

	Level	Implementation support			Perceived reach	
		Funds	Tools	Training	Very few	Nearly all

Norms and values						
Strengthening non-violent norms	None	-	-	-	-	-
Community mobilization	None	-	-	-	-	-
Bystander interventions	None	-	-	-	-	-

Safe environments

Addressing violence "hotspots"	National	YES	YES	YES	
Interrupting the spread of violence	National	YES	YES	YES	
Improving the built environment	National	YES	YES	YES	

Parent and caregiver support

Home visiting	Subnational	-	-	-	-
Centre-based parenting support	Subnational	-	-	-	-

Income and economic strengthening

Cash transfers	National	YES	NO	NO	
Group savings and loans with gender equity training	None	-	-	-	-
Microfinance and gender equity training	None	-	-	-	-

Response and support services

Child protection services	National	YES	YES	YES	
Clinical services for sexual violence victims	National	YES	YES	YES	
Mental health services for victims	National	YES	YES	YES	
Mental health services for perpetrators	National	YES	YES	YES	
Identification and referral for victims	National	YES	YES	YES	
Identification and referral for perpetrators	National	YES	YES	YES	

Education and life skills

Increasing school enrolment	National	YES	YES	NO	
Helping children protect themselves from sexual abuse	None	-	-	-	-
Life and social skills training	National	YES	YES	YES	
School-based anti-bullying	Subnational	-	-	-	-
School-based dating violence prevention	None	-	-	-	-
Reducing violence by school staff	Subnational	-	-	-	-

VIOLENCE PREVALENCE FROM SELECTED MULTI-COUNTRY SURVEYS^b

	Male%	Female%
Experiencing violent discipline in the past month, 1–14 year olds	-	-
Witnessing physical violence in the home prior to 18 years, 18–24 year olds	-	-
Sexual victimization prior to 18 years, 18–24 year olds	-	-
Bullying victimization in the past 30 days/few months, 11–15 year olds	36	28
Involvement in physical fighting in the past 12 months, 13–15 year olds	56	30

a Subnational

b Countries may have data available from several other surveys but in the interests of global comparability, indicators from the most widely available internationally comparable surveys have been selected



GOVERNANCE AND MONITORING TO END VIOLENCE AGAINST CHILDREN

7 Government sectors with functions addressing violence against children,
4 of which have coordinating function

National action plan/s

	Funding		Funding	
Child maltreatment	YES	Full	School-based violence	YES Full
Youth violence	YES	Full	Gender-based violence	YES Full
Sexual violence	YES	Full	Other	YES Full

Includes prevalence indicator/s: NO

IMPLEMENTATION OF INSPIRE STRATEGIES AND APPROACHES

Implementation and enforcement of laws

	Perceived enforcement		Perceived enforcement	
	Low	High	Low	High
Bans on corporal punishment in all settings	NO	-	Against weapons on school premises	YES
Against statutory rape	YES		Providing for victim compensation	YES Not asked
Against contact sexual violence excluding rape	YES		Providing for victim legal representation	YES Not asked
Against non-contact sexual violence	YES		Minimum age for alcohol sales	- Not asked
Regulating civilian access to and use of firearms	YES			

	Level	Implementation support			Perceived reach	
		Funds	Tools	Training	Very few	Nearly all
Norms and values						
Strengthening non-violent norms	National	NO	YES	YES		
Community mobilization	None	-	-	-	-	-
Bystander interventions	None	-	-	-	-	-

Safe environments

Addressing violence "hotspots"	National	YES	YES	YES	
Interrupting the spread of violence	National	NO	YES	NO	
Improving the built environment	National	YES	YES	YES	

Parent and caregiver support

Home visiting	National	YES	YES	YES	
Centre-based parenting support	National	NO	YES	YES	

Income and economic strengthening

Cash transfers	National	NO	YES	NO	
Group savings and loans with gender equity training	None	-	-	-	-
Microfinance and gender equity training	None	-	-	-	-

Response and support services

Child protection services	National	NO	YES	YES	
Clinical services for sexual violence victims	National	YES	YES	NO	
Mental health services for victims	None	-	-	-	-
Mental health services for perpetrators	None	-	-	-	-
Identification and referral for victims	National	YES	YES	YES	
Identification and referral for perpetrators	None	-	-	-	-

Education and life skills

Increasing school enrolment	National	NO	YES	YES	
Helping children protect themselves from sexual abuse	National	YES	YES	YES	
Life and social skills training	National	YES	YES	YES	
School-based anti-bullying	National	NO	YES	YES	
School-based dating violence prevention	None	-	-	-	-
Reducing violence by school staff	National	NO	YES	YES	

VIOLENCE PREVALENCE FROM SELECTED MULTI-COUNTRY SURVEYS^a

	Male%	Female%
Experiencing violent discipline in the past month, 1–14 year olds	76	73
Witnessing physical violence in the home prior to 18 years, 18–24 year olds	-	-
Sexual victimization prior to 18 years, 18–24 year olds	-	-
Bullying victimization in the past 30 days/few months, 11–15 year olds	-	-
Involvement in physical fighting in the past 12 months, 13–15 year olds	-	-

^a Countries may have data available from several other surveys but in the interests of global comparability, indicators from the most widely available internationally comparable surveys have been selected



GOVERNANCE AND MONITORING TO END VIOLENCE AGAINST CHILDREN

3 Government sectors with functions addressing violence against children,
0 of which have coordinating function

National action plan/s

		Funding		Funding
Child maltreatment	YES	Partial	School-based violence	YES Partial
Youth violence	YES	Full	Gender-based violence	YES Partial
Sexual violence	YES	Partial	Other	NO -

Includes prevalence indicator/s: NO

IMPLEMENTATION OF INSPIRE STRATEGIES AND APPROACHES

Implementation and enforcement of laws

		Perceived enforcement				Perceived enforcement	
		Low	High			Low	High
Bans on corporal punishment in all settings	YES			Against weapons on school premises	YES		
Against statutory rape	YES			Providing for victim compensation	YES	Not asked	
Against contact sexual violence excluding rape	YES			Providing for victim legal representation	YES	Not asked	
Against non-contact sexual violence	YES			Minimum age for alcohol sales	18	Not asked	
Regulating civilian access to and use of firearms	YES						

	Level	Implementation support			Perceived reach	
		Funds	Tools	Training	Very few	Nearly all
Norms and values						
Strengthening non-violent norms	National	YES	YES	YES		
Community mobilization	None	-	-	-	-	-
Bystander interventions	National	YES	YES	YES		
Safe environments						
Addressing violence "hotspots"	National	YES	NO	YES		
Interrupting the spread of violence	National	YES	YES	YES		
Improving the built environment	Subnational	-	-	-	-	-
Parent and caregiver support						
Home visiting	None	-	-	-	-	-
Centre-based parenting support	None	-	-	-	-	-
Income and economic strengthening						
Cash transfers	National	YES	YES	YES		
Group savings and loans with gender equity training	None	-	-	-	-	-
Microfinance and gender equity training	None	-	-	-	-	-
Response and support services						
Child protection services	National	YES	NO	YES		
Clinical services for sexual violence victims	None	-	-	-	-	-
Mental health services for victims	National	YES	NO	NO		
Mental health services for perpetrators	National	YES	NO	NO		
Identification and referral for victims	National	YES	YES	YES		
Identification and referral for perpetrators	None	-	-	-	-	-
Education and life skills						
Increasing school enrolment	National	YES	YES	YES		
Helping children protect themselves from sexual abuse	National	YES	YES	YES		
Life and social skills training	National	YES	YES	YES		
School-based anti-bullying	National	YES	YES	YES		
School-based dating violence prevention	National	YES	YES	YES		
Reducing violence by school staff	National	YES	NO	NO		

VIOLENCE PREVALENCE FROM SELECTED MULTI-COUNTRY SURVEYS^a

	Male%	Female%
Experiencing violent discipline in the past month, 1–14 year olds	-	-
Witnessing physical violence in the home prior to 18 years, 18–24 year olds	-	-
Sexual victimization prior to 18 years, 18–24 year olds	-	-
Bullying victimization in the past 30 days/few months, 11–15 year olds	49	50
Involvement in physical fighting in the past 12 months, 13–15 year olds	-	-

^a Countries may have data available from several other surveys but in the interests of global comparability, indicators from the most widely available internationally comparable surveys have been selected



GOVERNANCE AND MONITORING TO END VIOLENCE AGAINST CHILDREN

3 Government sectors with functions addressing violence against children,
3 of which have coordinating function

National action plan/s

	Funding		Funding	
	YES	Partial	YES	Partial
Child maltreatment	YES	Partial	School-based violence	YES Partial
Youth violence	YES	Partial	Gender-based violence	YES Partial
Sexual violence	YES	Partial	Other	NO -

Includes prevalence indicator/s: NO

IMPLEMENTATION OF INSPIRE STRATEGIES AND APPROACHES

Implementation and enforcement of laws

	YES	Perceived enforcement		YES ^a	-
		Low	High		
Bans on corporal punishment in all settings	YES			Against weapons on school premises	-
Against statutory rape	YES			Providing for victim compensation	YES Not asked
Against contact sexual violence excluding rape	YES			Providing for victim legal representation	YES ^a Not asked
Against non-contact sexual violence	YES			Minimum age for alcohol sales	18 Not asked
Regulating civilian access to and use of firearms	YES				

	Level	Implementation support			Perceived reach	
		Funds	Tools	Training	Very few	Nearly all
Norms and values						
Strengthening non-violent norms	National	YES	YES	YES		
Community mobilization	Subnational	-	-	-	-	-
Bystander interventions	National	NO	YES	NO		
Safe environments						
Addressing violence "hotspots"	Subnational	-	-	-	-	-
Interrupting the spread of violence	Subnational	-	-	-	-	-
Improving the built environment	None	-	-	-	-	-
Parent and caregiver support						
Home visiting	Subnational	-	-	-	-	-
Centre-based parenting support	National	NO	YES	YES		
Income and economic strengthening						
Cash transfers	None	-	-	-	-	-
Group savings and loans with gender equity training	None	-	-	-	-	-
Microfinance and gender equity training	None	-	-	-	-	-
Response and support services						
Child protection services	National	YES	YES	NO		
Clinical services for sexual violence victims	Subnational	-	-	-	-	-
Mental health services for victims	Subnational	-	-	-	-	-
Mental health services for perpetrators	Subnational	-	-	-	-	-
Identification and referral for victims	Subnational	-	-	-	-	-
Identification and referral for perpetrators	None	-	-	-	-	-
Education and life skills						
Increasing school enrolment	National	YES	YES	YES		
Helping children protect themselves from sexual abuse	National	NO	YES	YES		
Life and social skills training	National	NO	YES	YES		
School-based anti-bullying	National	NO	YES	YES		
School-based dating violence prevention	None	-	-	-	-	-
Reducing violence by school staff	National	NO	YES	YES		

VIOLENCE PREVALENCE FROM SELECTED MULTI-COUNTRY SURVEYS^b

	Male%	Female%
Experiencing violent discipline in the past month, 1–14 year olds	82 ^c	82 ^c
Witnessing physical violence in the home prior to 18 years, 18–24 year olds	-	-
Sexual victimization prior to 18 years, 18–24 year olds	-	-
Bullying victimization in the past 30 days/few months, 11–15 year olds	24	12
Involvement in physical fighting in the past 12 months, 13–15 year olds	57	24

a Subnational

b Countries may have data available from several other surveys but in the interests of global comparability, indicators from the most widely available internationally comparable surveys have been selected

c Data differ from the standard definition or refer to only part of the country



GOVERNANCE AND MONITORING TO END VIOLENCE AGAINST CHILDREN

5 Government sectors with functions addressing violence against children,
4 of which have coordinating function

National action plan/s

		Funding		Funding
Child maltreatment	YES	Partial	School-based violence	YES Partial
Youth violence	YES	Partial	Gender-based violence	YES Partial
Sexual violence	YES	Partial	Other	NO -

Includes prevalence indicator/s: -

IMPLEMENTATION OF INSPIRE STRATEGIES AND APPROACHES

Implementation and enforcement of laws

		Perceived enforcement			Perceived enforcement	
		Low	High		Low	High
Bans on corporal punishment in all settings	NO			Against weapons on school premises	YES ^a	-
Against statutory rape	YES			Providing for victim compensation	YES	Not asked
Against contact sexual violence excluding rape	YES			Providing for victim legal representation	YES	Not asked
Against non-contact sexual violence	YES			Minimum age for alcohol sales	21	Not asked
Regulating civilian access to and use of firearms	YES					

	Level	Implementation support			Perceived reach	
		Funds	Tools	Training	Very few	Nearly all
Norms and values						
Strengthening non-violent norms	Subnational	-	-	-	-	-
Community mobilization	National	YES	YES	YES		
Bystander interventions	National	NO	NO	YES		
Safe environments						
Addressing violence "hotspots"	None	-	-	-	-	-
Interrupting the spread of violence	-	-	-	-	-	-
Improving the built environment	National	NO	YES	NO		
Parent and caregiver support						
Home visiting	National	YES	NO	YES		
Centre-based parenting support	National	YES	NO	YES		
Income and economic strengthening						
Cash transfers	National	YES	YES	YES		
Group savings and loans with gender equity training	National	YES	NO	YES		
Microfinance and gender equity training	National	YES	YES	YES		
Response and support services						
Child protection services	National	YES	YES	YES		
Clinical services for sexual violence victims	National	NO	YES	YES		
Mental health services for victims	-	-	-	-	-	-
Mental health services for perpetrators	-	-	-	-	-	-
Identification and referral for victims	National	YES	YES	YES		
Identification and referral for perpetrators	National	YES	YES	YES	-	
Education and life skills						
Increasing school enrolment	National	YES	NO	YES		
Helping children protect themselves from sexual abuse	National	YES	YES	YES		
Life and social skills training	National	NO	YES	YES		
School-based anti-bullying	National	NO	YES	YES		
School-based dating violence prevention	National	NO	NO	YES		
Reducing violence by school staff	National	NO	YES	YES		

VIOLENCE PREVALENCE FROM SELECTED MULTI-COUNTRY SURVEYS^b

	Male%	Female%
Experiencing violent discipline in the past month, 1–14 year olds	77	75
Witnessing physical violence in the home prior to 18 years, 18–24 year olds	-	-
Sexual victimization prior to 18 years, 18–24 year olds	-	-
Bullying victimization in the past 30 days/few months, 11–15 year olds	-	-
Involvement in physical fighting in the past 12 months, 13–15 year olds	-	-

a Subnational

b Countries may have data available from several other surveys but in the interests of global comparability, indicators from the most widely available internationally comparable surveys have been selected



GOVERNANCE AND MONITORING TO END VIOLENCE AGAINST CHILDREN

6 Government sectors with functions addressing violence against children,
5 of which have coordinating function

National action plan/s

	Funding			Funding	
Child maltreatment	NO	-	School-based violence	NO	-
Youth violence	NO	-	Gender-based violence	NO	-
Sexual violence	NO	-	Other	NO	-

Includes prevalence indicator/s: NO

IMPLEMENTATION OF INSPIRE STRATEGIES AND APPROACHES

Implementation and enforcement of laws

	Perceived enforcement			Perceived enforcement	
	Low	High		Low	High
Bans on corporal punishment in all settings	NO		Against weapons on school premises	YES	
Against statutory rape	YES		Providing for victim compensation	NO	Not asked
Against contact sexual violence excluding rape	YES		Providing for victim legal representation	YES ^a	Not asked
Against non-contact sexual violence	YES		Minimum age for alcohol sales	YES ^b	Not asked
Regulating civilian access to and use of firearms	YES				

	Level	Implementation support			Perceived reach	
		Funds	Tools	Training	Very few	Nearly all
Norms and values						
Strengthening non-violent norms	National	NO	NO	NO		
Community mobilization	Subnational	-	-	-	-	
Bystander interventions	-	-	-	-	-	
Safe environments						
Addressing violence "hotspots"	None	-	-	-	-	
Interrupting the spread of violence	Subnational	-	-	-	-	
Improving the built environment	None	-	-	-	-	
Parent and caregiver support						
Home visiting	None	-	-	-	-	
Centre-based parenting support	National	YES	YES	YES		
Income and economic strengthening						
Cash transfers	Subnational	-	-	-	-	
Group savings and loans with gender equity training	Subnational	-	-	-	-	
Microfinance and gender equity training	Subnational	-	-	-	-	
Response and support services						
Child protection services	None	-	-	-	-	
Clinical services for sexual violence victims	National	YES	YES	NO		
Mental health services for victims	Subnational	-	-	-	-	
Mental health services for perpetrators	Subnational	-	-	-	-	
Identification and referral for victims	National	YES	NO	YES		
Identification and referral for perpetrators	National	YES	NO	YES		
Education and life skills						
Increasing school enrolment	National	YES	NO	YES		
Helping children protect themselves from sexual abuse	Subnational	-	-	-	-	
Life and social skills training	None	-	-	-	-	
School-based anti-bullying	None	-	-	-	-	
School-based dating violence prevention	Subnational	-	-	-	-	
Reducing violence by school staff	Subnational	-	-	-	-	

VIOLENCE PREVALENCE FROM SELECTED MULTI-COUNTRY SURVEYS^c

	Male%	Female%
Experiencing violent discipline in the past month, 1–14 year olds	-	-
Witnessing physical violence in the home prior to 18 years, 18–24 year olds	-	-
Sexual victimization prior to 18 years, 18–24 year olds	-	-
Bullying victimization in the past 30 days/few months, 11–15 year olds	40	31
Involvement in physical fighting in the past 12 months, 13–15 year olds	56	23

a Subnational

b Total ban

c Countries may have data available from several other surveys but in the interests of global comparability, indicators from the most widely available internationally comparable surveys have been selected



GOVERNANCE AND MONITORING TO END VIOLENCE AGAINST CHILDREN

6 Government sectors with functions addressing violence against children,
2 of which have coordinating function

National action plan/s

	Funding		Funding	
	YES	Full	YES	Full
Child maltreatment	YES	Full	School-based violence	Full
Youth violence	YES	Full	Gender-based violence	Full
Sexual violence	YES	Full	Other	-

Includes prevalence indicator/s: NO

IMPLEMENTATION OF INSPIRE STRATEGIES AND APPROACHES

Implementation and enforcement of laws

	Perceived enforcement		Perceived enforcement	
	Low	High	Low	High
Bans on corporal punishment in all settings	YES		Against weapons on school premises	YES
Against statutory rape	YES		Providing for victim compensation	YES Not asked
Against contact sexual violence excluding rape	YES		Providing for victim legal representation	YES Not asked
Against non-contact sexual violence	YES		Minimum age for alcohol sales	18 Not asked
Regulating civilian access to and use of firearms	YES			

	Level	Implementation support			Perceived reach	
		Funds	Tools	Training	Very few	Nearly all
Norms and values						
Strengthening non-violent norms	National	YES	YES	YES		
Community mobilization	National	YES	NO	YES		
Bystander interventions	National	YES	YES	YES		
Safe environments						
Addressing violence "hotspots"	National	YES	NO	YES		
Interrupting the spread of violence	National	YES	YES	YES		
Improving the built environment	National	YES	YES	YES		
Parent and caregiver support						
Home visiting	National	YES	NO	YES		
Centre-based parenting support	National	YES	YES	YES		
Income and economic strengthening						
Cash transfers	National	YES	YES	YES		
Group savings and loans with gender equity training	National	NO	YES	NO		
Microfinance and gender equity training	National	NO	YES	YES		
Response and support services						
Child protection services	National	YES	YES	YES		
Clinical services for sexual violence victims	National	YES	YES	NO		
Mental health services for victims	National	YES	YES	YES		
Mental health services for perpetrators	National	YES	YES	YES		
Identification and referral for victims	National	YES	YES	YES		
Identification and referral for perpetrators	National	YES	YES	YES		
Education and life skills						
Increasing school enrolment	National	YES	YES	YES		
Helping children protect themselves from sexual abuse	National	YES	YES	YES		
Life and social skills training	National	YES	YES	YES		
School-based anti-bullying	National	YES	YES	YES		
School-based dating violence prevention	National	YES	YES	YES		
Reducing violence by school staff	National	YES	YES	YES		

VIOLENCE PREVALENCE FROM SELECTED MULTI-COUNTRY SURVEYS^a

	Male%	Female%
Experiencing violent discipline in the past month, 1–14 year olds	-	-
Witnessing physical violence in the home prior to 18 years, 18–24 year olds	-	-
Sexual victimization prior to 18 years, 18–24 year olds	-	-
Bullying victimization in the past 30 days/few months, 11–15 year olds	54	54
Involvement in physical fighting in the past 12 months, 13–15 year olds	-	-

^a Countries may have data available from several other surveys but in the interests of global comparability, indicators from the most widely available internationally comparable surveys have been selected



GOVERNANCE AND MONITORING TO END VIOLENCE AGAINST CHILDREN

- 4 Government sectors with functions addressing violence against children,
 4 of which have coordinating function

National action plan/s

	Funding			Funding	
Child maltreatment	NO	-	School-based violence	NO	-
Youth violence	NO	-	Gender-based violence	NO	-
Sexual violence	NO	-	Other	NO	-

Includes prevalence indicator/s: NO

IMPLEMENTATION OF INSPIRE STRATEGIES AND APPROACHES

Implementation and enforcement of laws

		Perceived enforcement				Perceived enforcement	
		Low	High			Low	High
Bans on corporal punishment in all settings	YES			Against weapons on school premises	NO	-	
Against statutory rape	YES			Providing for victim compensation	YES	Not asked	
Against contact sexual violence excluding rape	YES			Providing for victim legal representation	YES	Not asked	
Against non-contact sexual violence	YES			Minimum age for alcohol sales	16	Not asked	
Regulating civilian access to and use of firearms	YES						

	Level	Implementation support			Perceived reach	
		Funds	Tools	Training	Very few	Nearly all
Norms and values						
Strengthening non-violent norms	National	NO	YES	NO		
Community mobilization	National	NO	YES	NO		
Bystander interventions	National	NO	YES	NO		

Safe environments

	Level	Funds	Tools	Training	Perceived reach
Addressing violence "hotspots"	National	YES	YES	YES	
Interrupting the spread of violence	-	-	-	-	-
Improving the built environment	None	-	-	-	-

Parent and caregiver support

	Level	Funds	Tools	Training	Perceived reach
Home visiting	National	YES	NO	YES	
Centre-based parenting support	National	YES	NO	NO	

Income and economic strengthening

	Level	Funds	Tools	Training	Perceived reach
Cash transfers	None	-	-	-	-
Group savings and loans with gender equity training	None	-	-	-	-
Microfinance and gender equity training	-	-	-	-	-

Response and support services

	Level	Funds	Tools	Training	Perceived reach
Child protection services	National	YES	YES	NO	
Clinical services for sexual violence victims	National	YES	YES	NO	
Mental health services for victims	National	YES	NO	NO	
Mental health services for perpetrators	Subnational	-	-	-	-
Identification and referral for victims	National	YES	YES	NO	
Identification and referral for perpetrators	Subnational	-	-	-	-

Education and life skills

	Level	Funds	Tools	Training	Perceived reach
Increasing school enrolment	National	YES	NO	NO	
Helping children protect themselves from sexual abuse	Subnational	-	-	-	-
Life and social skills training	National	YES	NO	YES	
School-based anti-bullying	National	NO	NO	YES	
School-based dating violence prevention	None	-	-	-	-
Reducing violence by school staff	National	NO	NO	YES	

VIOLENCE PREVALENCE FROM SELECTED MULTI-COUNTRY SURVEYS^a

	Male%	Female%
Experiencing violent discipline in the past month, 1–14 year olds	-	-
Witnessing physical violence in the home prior to 18 years, 18–24 year olds	-	-
Sexual victimization prior to 18 years, 18–24 year olds	-	-
Bullying victimization in the past 30 days/few months, 11–15 year olds	29	31
Involvement in physical fighting in the past 12 months, 13–15 year olds	-	-

^a Countries may have data available from several other surveys but in the interests of global comparability, indicators from the most widely available internationally comparable surveys have been selected



GOVERNANCE AND MONITORING TO END VIOLENCE AGAINST CHILDREN

6 Government sectors with functions addressing violence against children,
2 of which have coordinating function

National action plan/s

		Funding		Funding
Child maltreatment	YES	Partial	School-based violence	YES Partial
Youth violence	YES	Partial	Gender-based violence	YES Partial
Sexual violence	YES	Partial	Other	NO -

Includes prevalence indicator/s: NO

IMPLEMENTATION OF INSPIRE STRATEGIES AND APPROACHES

Implementation and enforcement of laws

		Perceived enforcement				Perceived enforcement	
		Low	High			Low	High
Bans on corporal punishment in all settings	NO			Against weapons on school premises	YES		
Against statutory rape	YES			Providing for victim compensation	NO	Not asked	
Against contact sexual violence excluding rape	YES			Providing for victim legal representation	NO	Not asked	
Against non-contact sexual violence	YES			Minimum age for alcohol sales	18	Not asked	
Regulating civilian access to and use of firearms	YES						

	Level	Implementation support			Perceived reach	
		Funds	Tools	Training	Very few	Nearly all
Norms and values						
Strengthening non-violent norms	National	NO	YES	YES		
Community mobilization	National	NO	NO	YES		
Bystander interventions	None	-	-	-	-	-
Safe environments						
Addressing violence "hotspots"	None	-	-	-	-	-
Interrupting the spread of violence	Subnational	-	-	-	-	-
Improving the built environment	Subnational	-	-	-	-	-
Parent and caregiver support						
Home visiting	Subnational	-	-	-	-	-
Centre-based parenting support	Subnational	-	-	-	-	-
Income and economic strengthening						
Cash transfers	Subnational	-	-	-	-	-
Group savings and loans with gender equity training	None	-	-	-	-	-
Microfinance and gender equity training	None	-	-	-	-	-
Response and support services						
Child protection services	National	YES	YES	YES		
Clinical services for sexual violence victims	National	YES	YES	YES		
Mental health services for victims	None	-	-	-	-	-
Mental health services for perpetrators	None	-	-	-	-	-
Identification and referral for victims	National	YES	YES	YES		
Identification and referral for perpetrators	None	-	-	-	-	-
Education and life skills						
Increasing school enrolment	National	YES	YES	YES		
Helping children protect themselves from sexual abuse	National	YES	YES	YES		
Life and social skills training	National	YES	YES	YES		
School-based anti-bullying	National	YES	YES	YES		
School-based dating violence prevention	Subnational	-	-	-	-	-
Reducing violence by school staff	Subnational	-	-	-	-	-

VIOLENCE PREVALENCE FROM SELECTED MULTI-COUNTRY SURVEYS^a

	Male%	Female%
Experiencing violent discipline in the past month, 1–14 year olds	87	85
Witnessing physical violence in the home prior to 18 years, 18–24 year olds	-	-
Sexual victimization prior to 18 years, 18–24 year olds	-	-
Bullying victimization in the past 30 days/few months, 11–15 year olds	-	-
Involvement in physical fighting in the past 12 months, 13–15 year olds	-	-

^a Countries may have data available from several other surveys but in the interests of global comparability, indicators from the most widely available internationally comparable surveys have been selected



GOVERNANCE AND MONITORING TO END VIOLENCE AGAINST CHILDREN

3 Government sectors with functions addressing violence against children,
3 of which have coordinating function

National action plan/s

National action plan/s	Funding			Funding	
	NO	Full		NO	-
Child maltreatment	NO	-	School-based violence	NO	-
Youth violence	YES	Full	Gender-based violence	NO	-
Sexual violence	NO	-	Other	NO	-

Includes prevalence indicator/s: NO

IMPLEMENTATION OF INSPIRE STRATEGIES AND APPROACHES

Implementation and enforcement of laws

		Perceived enforcement				Perceived enforcement	
		Low	High			Low	High
Bans on corporal punishment in all settings	NO			Against weapons on school premises	NO	-	
Against statutory rape	YES			Providing for victim compensation	NO	Not asked	
Against contact sexual violence excluding rape	YES			Providing for victim legal representation	YES	Not asked	
Against non-contact sexual violence	YES			Minimum age for alcohol sales	18	Not asked	
Regulating civilian access to and use of firearms	YES						

	Level	Implementation support			Perceived reach	
		Funds	Tools	Training	Very few	Nearly all
Norms and values						
Strengthening non-violent norms	None	-	-	-	-	-
Community mobilization	None	-	-	-	-	-
Bystander interventions	None	-	-	-	-	-

Safe environments

Addressing violence "hotspots"	None	-	-	-	-	-
Interrupting the spread of violence	None	-	-	-	-	-
Improving the built environment	-	-	-	-	-	-

Parent and caregiver support

Home visiting	National	YES	YES	YES	
Centre-based parenting support	National	YES	YES	YES	

Income and economic strengthening

Cash transfers	National	YES	YES	YES	
Group savings and loans with gender equity training	National	YES	YES	YES	
Microfinance and gender equity training	National	YES	YES	YES	

Response and support services

Child protection services	Subnational	-	-	-	-
Clinical services for sexual violence victims	National	YES	YES	YES	
Mental health services for victims	National	NO	YES	YES	
Mental health services for perpetrators	Subnational	-	-	-	-
Identification and referral for victims	Subnational	-	-	-	-
Identification and referral for perpetrators	Subnational	-	-	-	-

Education and life skills

Increasing school enrolment	National	YES	YES	YES	
Helping children protect themselves from sexual abuse	National	YES	YES	YES	
Life and social skills training	Subnational	-	-	-	-
School-based anti-bullying	Subnational	-	-	-	-
School-based dating violence prevention	None	-	-	-	-
Reducing violence by school staff	National	YES	YES	YES	

VIOLENCE PREVALENCE FROM SELECTED MULTI-COUNTRY SURVEYS^a

	Male%	Female%
Experiencing violent discipline in the past month, 1–14 year olds	73	72
Witnessing physical violence in the home prior to 18 years, 18–24 year olds	55	50
Sexual victimization prior to 18 years, 18–24 year olds	15	22
Bullying victimization in the past 30 days/few months, 11–15 year olds	43	47
Involvement in physical fighting in the past 12 months, 13–15 year olds	24	21

^a Countries may have data available from several other surveys but in the interests of global comparability, indicators from the most widely available internationally comparable surveys have been selected



GOVERNANCE AND MONITORING TO END VIOLENCE AGAINST CHILDREN

5 Government sectors with functions addressing violence against children,
5 of which have coordinating function

National action plan/s

	Funding		Funding	
Child maltreatment	NO	Partial	School-based violence	NO -
Youth violence	NO	-	Gender-based violence	NO -
Sexual violence	NO	-	Other	NO -

Includes prevalence indicator/s: NO

IMPLEMENTATION OF INSPIRE STRATEGIES AND APPROACHES

Implementation and enforcement of laws

	Perceived enforcement		Perceived enforcement	
	Low	High	Low	High
Bans on corporal punishment in all settings	NO	-	Against weapons on school premises	YES
Against statutory rape	YES		Providing for victim compensation	NO Not asked
Against contact sexual violence excluding rape	YES		Providing for victim legal representation	NO Not asked
Against non-contact sexual violence	YES		Minimum age for alcohol sales	21 Not asked
Regulating civilian access to and use of firearms	YES			

	Level	Implementation support			Perceived reach	
		Funds	Tools	Training	Very few	Nearly all
Norms and values						
Strengthening non-violent norms	National	YES	YES	YES		
Community mobilization	National	YES	YES	YES		
Bystander interventions	None	-	-	-	-	-
Safe environments						
Addressing violence "hotspots"	None	-	-	-	-	-
Interrupting the spread of violence	None	-	-	-	-	-
Improving the built environment	None	-	-	-	-	-
Parent and caregiver support						
Home visiting	None	-	-	-	-	-
Centre-based parenting support	National	YES	YES	YES		
Income and economic strengthening						
Cash transfers	National	YES	YES	YES		
Group savings and loans with gender equity training	None	-	-	-	-	-
Microfinance and gender equity training	None	-	-	-	-	-
Response and support services						
Child protection services	National	YES	YES	YES		
Clinical services for sexual violence victims	National	YES	YES	YES		
Mental health services for victims	National	YES	YES	YES		
Mental health services for perpetrators	None	-	-	-	-	-
Identification and referral for victims	National	YES	YES	YES		
Identification and referral for perpetrators	None	-	-	-	-	-
Education and life skills						
Increasing school enrolment	National	YES	YES	YES		
Helping children protect themselves from sexual abuse	National	YES	YES	YES		
Life and social skills training	National	YES	YES	YES		
School-based anti-bullying	National	YES	YES	YES		
School-based dating violence prevention	None	-	-	-	-	-
Reducing violence by school staff	Subnational	-	-	-	-	-

VIOLENCE PREVALENCE FROM SELECTED MULTI-COUNTRY SURVEYS^a

	Male%	Female%
Experiencing violent discipline in the past month, 1–14 year olds	74 ^b	67 ^b
Witnessing physical violence in the home prior to 18 years, 18–24 year olds	-	-
Sexual victimization prior to 18 years, 18–24 year olds	-	-
Bullying victimization in the past 30 days/few months, 11–15 year olds	24	18
Involvement in physical fighting in the past 12 months, 13–15 year olds	39	22

a Countries may have data available from several other surveys but in the interests of global comparability, indicators from the most widely available internationally comparable surveys have been selected

b Data differ from the standard definition or refer to only part of the country



GOVERNANCE AND MONITORING TO END VIOLENCE AGAINST CHILDREN

3 Government sectors with functions addressing violence against children,
3 of which have coordinating function

National action plan/s

National action plan/s	Funding			Funding	
	YES	Full		YES	Full
Child maltreatment	YES	Full	School-based violence	YES	Full
Youth violence	YES	Full	Gender-based violence	YES	Full
Sexual violence	YES	Full	Other	NO	-

Includes prevalence indicator/s: NO

IMPLEMENTATION OF INSPIRE STRATEGIES AND APPROACHES

Implementation and enforcement of laws

		Perceived enforcement			Perceived enforcement	
		Low	High		Low	High
Bans on corporal punishment in all settings	NO	-		Against weapons on school premises	YES	
Against statutory rape	YES			Providing for victim compensation	NO	Not asked
Against contact sexual violence excluding rape	YES			Providing for victim legal representation	NO	Not asked
Against non-contact sexual violence	YES			Minimum age for alcohol sales	YES ^a	Not asked
Regulating civilian access to and use of firearms	YES					

	Level	Implementation support			Perceived reach	
		Funds	Tools	Training	Very few	Nearly all
Norms and values						
Strengthening non-violent norms	None	-	-	-	-	-
Community mobilization	National	YES	YES	YES		
Bystander interventions	None	-	-	-	-	-
Safe environments						
Addressing violence "hotspots"	None	-	-	-	-	-
Interrupting the spread of violence	None	-	-	-	-	-
Improving the built environment	None	-	-	-	-	-
Parent and caregiver support						
Home visiting	National	YES	YES	YES		
Centre-based parenting support	None	-	-	-	-	-
Income and economic strengthening						
Cash transfers	Subnational	-	-	-	-	-
Group savings and loans with gender equity training	None	-	-	-	-	-
Microfinance and gender equity training	None	-	-	-	-	-
Response and support services						
Child protection services	National	YES	YES	YES		
Clinical services for sexual violence victims	None	-	-	-	-	-
Mental health services for victims	None	-	-	-	-	-
Mental health services for perpetrators	None	-	-	-	-	-
Identification and referral for victims	None	-	-	-	-	-
Identification and referral for perpetrators	None	-	-	-	-	-
Education and life skills						
Increasing school enrolment	-	-	-	-	-	-
Helping children protect themselves from sexual abuse	None	-	-	-	-	-
Life and social skills training	-	-	-	-	-	-
School-based anti-bullying	National	NO	YES	YES	-	-
School-based dating violence prevention	-	-	-	-	-	-
Reducing violence by school staff	-	-	-	-	-	-

VIOLENCE PREVALENCE FROM SELECTED MULTI-COUNTRY SURVEYS^b

	Male%	Female%
Experiencing violent discipline in the past month, 1–14 year olds	-	-
Witnessing physical violence in the home prior to 18 years, 18–24 year olds	-	-
Sexual victimization prior to 18 years, 18–24 year olds	-	-
Bullying victimization in the past 30 days/few months, 11–15 year olds	30	30
Involvement in physical fighting in the past 12 months, 13–15 year olds	41	23

a Total ban

b Countries may have data available from several other surveys but in the interests of global comparability, indicators from the most widely available internationally comparable surveys have been selected



GOVERNANCE AND MONITORING TO END VIOLENCE AGAINST CHILDREN

8 Government sectors with functions addressing violence against children,
2 of which have coordinating function

National action plan/s

		Funding
Child maltreatment	YES	Partial
Youth violence	YES	Partial
Sexual violence	YES	Partial

Includes prevalence indicator/s: NO

		Funding
School-based violence	YES	Partial
Gender-based violence	YES	Partial
Other	NO	-

IMPLEMENTATION OF INSPIRE STRATEGIES AND APPROACHES

Implementation and enforcement of laws

		Perceived enforcement				Perceived enforcement	
		Low	High			Low	High
Bans on corporal punishment in all settings	NO	-	-	Against weapons on school premises	NO	-	-
Against statutory rape	YES			Providing for victim compensation	NO	Not asked	-
Against contact sexual violence excluding rape	YES			Providing for victim legal representation	YES	Not asked	-
Against non-contact sexual violence	YES			Minimum age for alcohol sales	15	Not asked	-
Regulating civilian access to and use of firearms	YES						

	Level	Implementation support			Perceived reach	
		Funds	Tools	Training	Very few	Nearly all
Norms and values						
Strengthening non-violent norms	National	YES	YES	YES		
Community mobilization	National	YES	YES	YES		
Bystander interventions	None	-	-	-	-	-
Safe environments						
Addressing violence "hotspots"	National	YES	YES	YES		
Interrupting the spread of violence	National	YES	YES	YES		
Improving the built environment	National	YES	YES	YES		
Parent and caregiver support						
Home visiting	National	YES	YES	YES		
Centre-based parenting support	National	YES	YES	YES		
Income and economic strengthening						
Cash transfers	National	YES	YES	YES		
Group savings and loans with gender equity training	National	YES	YES	YES		
Microfinance and gender equity training	National	YES	NO	YES		
Response and support services						
Child protection services	National	YES	YES	YES		
Clinical services for sexual violence victims	National	YES	YES	NO		
Mental health services for victims	National	YES	YES	YES		
Mental health services for perpetrators	None	-	-	-	-	-
Identification and referral for victims	National	YES	YES	YES		
Identification and referral for perpetrators	None	-	-	-	-	-
Education and life skills						
Increasing school enrolment	National	YES	YES	YES		
Helping children protect themselves from sexual abuse	National	YES	YES	YES		
Life and social skills training	National	YES	YES	YES		
School-based anti-bullying	National	YES	YES	YES		
School-based dating violence prevention	National	YES	YES	YES		
Reducing violence by school staff	National	YES	YES	YES		

VIOLENCE PREVALENCE FROM SELECTED MULTI-COUNTRY SURVEYS^a

	Male%	Female%
Experiencing violent discipline in the past month, 1–14 year olds	73	73
Witnessing physical violence in the home prior to 18 years, 18–24 year olds	-	-
Sexual victimization prior to 18 years, 18–24 year olds	-	-
Bullying victimization in the past 30 days/few months, 11–15 year olds	-	-
Involvement in physical fighting in the past 12 months, 13–15 year olds	-	-

^a Countries may have data available from several other surveys but in the interests of global comparability, indicators from the most widely available internationally comparable surveys have been selected



GOVERNANCE AND MONITORING TO END VIOLENCE AGAINST CHILDREN

5 Government sectors with functions addressing violence against children,
2 of which have coordinating function

National action plan/s

		Funding		Funding
Child maltreatment	YES	Full	School-based violence	NO -
Youth violence	NO	-	Gender-based violence	YES Full
Sexual violence	YES	Full	Other	NO -

Includes prevalence indicator/s: -

IMPLEMENTATION OF INSPIRE STRATEGIES AND APPROACHES

Implementation and enforcement of laws

		Perceived enforcement			Perceived enforcement	
		Low	High		Low	High
Bans on corporal punishment in all settings	YES			Against weapons on school premises	YES	
Against statutory rape	YES			Providing for victim compensation	YES	Not asked
Against contact sexual violence excluding rape	YES			Providing for victim legal representation	YES	Not asked
Against non-contact sexual violence	YES			Minimum age for alcohol sales	17	Not asked
Regulating civilian access to and use of firearms	YES					

	Level	Implementation support			Perceived reach	
		Funds	Tools	Training	Very few	Nearly all

Norms and values						
Strengthening non-violent norms	National	YES	YES	YES		
Community mobilization	National	YES	YES	YES		
Bystander interventions	None	-	-	-	-	-

Safe environments

Addressing violence "hotspots"	National	NO	NO	NO		
Interrupting the spread of violence	National	NO	NO	YES		
Improving the built environment	-	-	-	-	-	-

Parent and caregiver support

Home visiting	National	YES	YES	YES		
Centre-based parenting support	National	YES	YES	YES		

Income and economic strengthening

Cash transfers	National	YES	YES	NO		
Group savings and loans with gender equity training	-	-	-	-	-	-
Microfinance and gender equity training	-	-	-	-	-	-

Response and support services

Child protection services	National	YES	YES	YES		
Clinical services for sexual violence victims	National	YES	YES	YES		
Mental health services for victims	National	YES	YES	YES		
Mental health services for perpetrators	National	YES	YES	YES		
Identification and referral for victims	National	NO	NO	NO		
Identification and referral for perpetrators	None	-	-	-	-	-

Education and life skills

Increasing school enrolment	-	-	-	-	-	-
Helping children protect themselves from sexual abuse	National	YES	YES	YES		
Life and social skills training	National	NO	YES	YES		
School-based anti-bullying	National	NO	NO	YES		
School-based dating violence prevention	None	-	-	-	-	-
Reducing violence by school staff	-	-	-	-	-	-

VIOLENCE PREVALENCE FROM SELECTED MULTI-COUNTRY SURVEYS^a

	Male%	Female%
Experiencing violent discipline in the past month, 1–14 year olds	-	-
Witnessing physical violence in the home prior to 18 years, 18–24 year olds	-	-
Sexual victimization prior to 18 years, 18–24 year olds	-	-
Bullying victimization in the past 30 days/few months, 11–15 year olds	30	21
Involvement in physical fighting in the past 12 months, 13–15 year olds	-	-

^a Countries may have data available from several other surveys but in the interests of global comparability, indicators from the most widely available internationally comparable surveys have been selected



GOVERNANCE AND MONITORING TO END VIOLENCE AGAINST CHILDREN

3 Government sectors with functions addressing violence against children,
2 of which have coordinating function

National action plan/s

		Funding
Child maltreatment	NO	-
Youth violence	NO	-
Sexual violence	NO	-

Includes prevalence indicator/s: NO

		Funding
School-based violence	NO	-
Gender-based violence	NO	-
Other	NO	-

IMPLEMENTATION OF INSPIRE STRATEGIES AND APPROACHES

Implementation and enforcement of laws

		Perceived enforcement				Perceived enforcement	
		Low	High			Low	High
Bans on corporal punishment in all settings	NO			Against weapons on school premises	NO	-	
Against statutory rape	YES			Providing for victim compensation	NO	Not asked	
Against contact sexual violence excluding rape	YES			Providing for victim legal representation	NO	Not asked	
Against non-contact sexual violence	YES			Minimum age for alcohol sales	YES ^a	Not asked	
Regulating civilian access to and use of firearms	YES						

	Level	Implementation support			Perceived reach	
		Funds	Tools	Training	Very few	Nearly all
Norms and values						
Strengthening non-violent norms	National	YES	YES	YES		
Community mobilization	National	YES	YES	YES		
Bystander interventions	-	-	-	-	-	-
Safe environments						
Addressing violence "hotspots"	None	-	-	-	-	-
Interrupting the spread of violence	None	-	-	-	-	-
Improving the built environment	National	YES	YES	YES		
Parent and caregiver support						
Home visiting	None	-	-	-	-	-
Centre-based parenting support	National	YES	YES	YES		
Income and economic strengthening						
Cash transfers	National	YES	YES	YES		
Group savings and loans with gender equity training	National	YES	YES	YES		
Microfinance and gender equity training	National	YES	YES	YES		
Response and support services						
Child protection services	National	YES	YES	YES		
Clinical services for sexual violence victims	National	YES	YES	NO		
Mental health services for victims	National	YES	YES	NO		
Mental health services for perpetrators	National	YES	YES	YES		
Identification and referral for victims	National	YES	YES	YES		
Identification and referral for perpetrators	National	NO	YES	NO		
Education and life skills						
Increasing school enrolment	National	YES	YES	YES		
Helping children protect themselves from sexual abuse	Subnational	-	-	-	-	-
Life and social skills training	National	YES	YES	YES		
School-based anti-bullying	Subnational	-	-	-	-	-
School-based dating violence prevention	Subnational	-	-	-	-	-
Reducing violence by school staff	National	YES	YES	YES		

VIOLENCE PREVALENCE FROM SELECTED MULTI-COUNTRY SURVEYS^b

	Male%	Female%
Experiencing violent discipline in the past month, 1–14 year olds	80	80
Witnessing physical violence in the home prior to 18 years, 18–24 year olds	-	-
Sexual victimization prior to 18 years, 18–24 year olds	-	-
Bullying victimization in the past 30 days/few months, 11–15 year olds	48	46
Involvement in physical fighting in the past 12 months, 13–15 year olds	66	48

a Total ban

b Countries may have data available from several other surveys but in the interests of global comparability, indicators from the most widely available internationally comparable surveys have been selected



GOVERNANCE AND MONITORING TO END VIOLENCE AGAINST CHILDREN

3 Government sectors with functions addressing violence against children,
2 of which have coordinating function

National action plan/s

		Funding		Funding
Child maltreatment	YES	Full	School-based violence	YES Full
Youth violence	YES ^a	-	Gender-based violence	YES Full
Sexual violence	YES	Full	Other	NO -

Includes prevalence indicator/s: NO

IMPLEMENTATION OF INSPIRE STRATEGIES AND APPROACHES

Implementation and enforcement of laws

		Perceived enforcement				Perceived enforcement	
		Low	High			Low	High
Bans on corporal punishment in all settings	NO			Against weapons on school premises	YES		
Against statutory rape	YES			Providing for victim compensation	NO	Not asked	
Against contact sexual violence excluding rape	YES			Providing for victim legal representation	NO	Not asked	
Against non-contact sexual violence	YES			Minimum age for alcohol sales	18	Not asked	
Regulating civilian access to and use of firearms	YES						

	Level	Implementation support			Perceived reach	
		Funds	Tools	Training	Very few	Nearly all
Norms and values						
Strengthening non-violent norms	National	YES	YES	YES		
Community mobilization	National	YES	YES	YES		
Bystander interventions	National	NO	YES	YES		
Safe environments						
Addressing violence "hotspots"	None	-	-	-	-	-
Interrupting the spread of violence	National	NO	YES	NO		
Improving the built environment	None	-	-	-	-	-
Parent and caregiver support						
Home visiting	National	NO	YES	YES		
Centre-based parenting support	National	NO	NO	NO		
Income and economic strengthening						
Cash transfers	None	-	-	-	-	-
Group savings and loans with gender equity training	None	-	-	-	-	-
Microfinance and gender equity training	National	YES	NO	NO		
Response and support services						
Child protection services	National	NO	YES	NO		
Clinical services for sexual violence victims	National	YES	YES	NO		
Mental health services for victims	National	YES	NO	NO		
Mental health services for perpetrators	National	YES	YES	YES		
Identification and referral for victims	National	YES	YES	NO		
Identification and referral for perpetrators	None	-	-	-	-	-
Education and life skills						
Increasing school enrolment	National	YES	YES	YES		
Helping children protect themselves from sexual abuse	National	YES	YES	YES		
Life and social skills training	National	YES	YES	YES		
School-based anti-bullying	None	-	-	-	-	-
School-based dating violence prevention	None	-	-	-	-	-
Reducing violence by school staff	National	YES	YES	YES		

VIOLENCE PREVALENCE FROM SELECTED MULTI-COUNTRY SURVEYS^b

	Male%	Female%
Experiencing violent discipline in the past month, 1–14 year olds	-	-
Witnessing physical violence in the home prior to 18 years, 18–24 year olds	-	-
Sexual victimization prior to 18 years, 18–24 year olds	-	-
Bullying victimization in the past 30 days/few months, 11–15 year olds	42	30
Involvement in physical fighting in the past 12 months, 13–15 year olds	49	22

^a Subnational

^b Countries may have data available from several other surveys but in the interests of global comparability, indicators from the most widely available internationally comparable surveys have been selected



GOVERNANCE AND MONITORING TO END VIOLENCE AGAINST CHILDREN

10 Government sectors with functions addressing violence against children,
9 of which have coordinating function

National action plan/s

		Funding		Funding
Child maltreatment	YES	Partial	School-based violence	YES Partial
Youth violence	YES	Partial	Gender-based violence	YES Partial
Sexual violence	YES	Partial	Other	NO -

Includes prevalence indicator/s: NO

IMPLEMENTATION OF INSPIRE STRATEGIES AND APPROACHES

Implementation and enforcement of laws

		Perceived enforcement				Perceived enforcement	
		Low	High			Low	High
Bans on corporal punishment in all settings	YES			Against weapons on school premises	YES		
Against statutory rape	YES			Providing for victim compensation	YES	Not asked	
Against contact sexual violence excluding rape	YES			Providing for victim legal representation	YES	Not asked	
Against non-contact sexual violence	YES			Minimum age for alcohol sales	18	Not asked	
Regulating civilian access to and use of firearms	YES						

	Level	Implementation support			Perceived reach	
		Funds	Tools	Training	Very few	Nearly all
Norms and values						
Strengthening non-violent norms	National	YES	YES	YES		
Community mobilization	National	YES	YES	YES		
Bystander interventions	None	-	-	-	-	-
Safe environments						
Addressing violence "hotspots"	-	-	-	-	-	-
Interrupting the spread of violence	-	-	-	-	-	-
Improving the built environment	National	YES	YES	YES		
Parent and caregiver support						
Home visiting	None	-	-	-	-	-
Centre-based parenting support	National	YES	YES	YES		
Income and economic strengthening						
Cash transfers	National	YES	YES	YES		
Group savings and loans with gender equity training	National	YES	NO	NO		
Microfinance and gender equity training	National	YES	YES	NO		
Response and support services						
Child protection services	National	YES	YES	NO		
Clinical services for sexual violence victims	National	YES	YES	NO		
Mental health services for victims	National	YES	YES	NO		
Mental health services for perpetrators	National	YES	YES	YES		
Identification and referral for victims	National	NO	YES	NO		
Identification and referral for perpetrators	None	-	-	-	-	-
Education and life skills						
Increasing school enrolment	National	YES	NO	NO		
Helping children protect themselves from sexual abuse	National	YES	YES	YES		
Life and social skills training	National	YES	YES	YES		
School-based anti-bullying	National	YES	YES	YES		
School-based dating violence prevention	National	NO	YES	YES		
Reducing violence by school staff	National	YES	YES	NO		

VIOLENCE PREVALENCE FROM SELECTED MULTI-COUNTRY SURVEYS^a

	Male%	Female%
Experiencing violent discipline in the past month, 1–14 year olds	63	63
Witnessing physical violence in the home prior to 18 years, 18–24 year olds	-	-
Sexual victimization prior to 18 years, 18–24 year olds	-	-
Bullying victimization in the past 30 days/few months, 11–15 year olds	-	-
Involvement in physical fighting in the past 12 months, 13–15 year olds	-	-

^a Countries may have data available from several other surveys but in the interests of global comparability, indicators from the most widely available internationally comparable surveys have been selected



GOVERNANCE AND MONITORING TO END VIOLENCE AGAINST CHILDREN

4 Government sectors with functions addressing violence against children,
1 of which has coordinating function

National action plan/s

	Funding		Funding	
Child maltreatment	NO	-	School-based violence	NO -
Youth violence	NO	-	Gender-based violence	YES Partial
Sexual violence	NO	-	Other	NO -

Includes prevalence indicator/s: NO

IMPLEMENTATION OF INSPIRE STRATEGIES AND APPROACHES

Implementation and enforcement of laws

	Perceived enforcement		Perceived enforcement	
	Low	High	Low	High
Bans on corporal punishment in all settings	NO		Against weapons on school premises	YES ^a -
Against statutory rape	YES ^a	-	Providing for victim compensation	YES ^a Not asked
Against contact sexual violence excluding rape	YES ^a	-	Providing for victim legal representation	NO Not asked
Against non-contact sexual violence	YES ^a	-	Minimum age for alcohol sales	- Not asked
Regulating civilian access to and use of firearms	YES			

	Level	Implementation support			Perceived reach	
		Funds	Tools	Training	Very few	Nearly all
Norms and values						
Strengthening non-violent norms	National	YES	YES	YES		
Community mobilization	National	YES	YES	NO		
Bystander interventions	Subnational	-	-	-	-	
Safe environments						
Addressing violence "hotspots"	None	-	-	-	-	
Interrupting the spread of violence	None	-	-	-	-	
Improving the built environment	None	-	-	-	-	
Parent and caregiver support						
Home visiting	None	-	-	-	-	
Centre-based parenting support	None	-	-	-	-	
Income and economic strengthening						
Cash transfers	None	-	-	-	-	
Group savings and loans with gender equity training	None	-	-	-	-	
Microfinance and gender equity training	None	-	-	-	-	
Response and support services						
Child protection services	None	-	-	-	-	
Clinical services for sexual violence victims	Subnational	-	-	-	-	
Mental health services for victims	Subnational	-	-	-	-	
Mental health services for perpetrators	Subnational	-	-	-	-	
Identification and referral for victims	None	-	-	-	-	
Identification and referral for perpetrators	None	-	-	-	-	
Education and life skills						
Increasing school enrolment	National	YES	NO	NO	-	
Helping children protect themselves from sexual abuse	Subnational	-	-	-	-	
Life and social skills training	Subnational	-	-	-	-	
School-based anti-bullying	Subnational	-	-	-	-	
School-based dating violence prevention	Subnational	-	-	-	-	
Reducing violence by school staff	Subnational	-	-	-	-	

VIOLENCE PREVALENCE FROM SELECTED MULTI-COUNTRY SURVEYS^b

	Male%	Female%
Experiencing violent discipline in the past month, 1–14 year olds	-	-
Witnessing physical violence in the home prior to 18 years, 18–24 year olds	-	-
Sexual victimization prior to 18 years, 18–24 year olds	-	-
Bullying victimization in the past 30 days/few months, 11–15 year olds	-	-
Involvement in physical fighting in the past 12 months, 13–15 year olds	-	-

^a Subnational

^b Countries may have data available from several other surveys but in the interests of global comparability, indicators from the most widely available internationally comparable surveys have been selected



GOVERNANCE AND MONITORING TO END VIOLENCE AGAINST CHILDREN

9 Government sectors with functions addressing violence against children,
5 of which have coordinating function

National action plan/s

		Funding		Funding
Child maltreatment	YES	Partial	School-based violence	YES Partial
Youth violence	YES	Partial	Gender-based violence	YES Partial
Sexual violence	YES	Partial	Other	YES Partial

Includes prevalence indicator/s: YES (Physical, emotional)

IMPLEMENTATION OF INSPIRE STRATEGIES AND APPROACHES

Implementation and enforcement of laws

		Perceived enforcement				Perceived enforcement	
		Low	High			Low	High
Bans on corporal punishment in all settings	YES			Against weapons on school premises	YES		
Against statutory rape	YES			Providing for victim compensation	YES	Not asked	
Against contact sexual violence excluding rape	YES			Providing for victim legal representation	YES	Not asked	
Against non-contact sexual violence	YES			Minimum age for alcohol sales	21	Not asked	
Regulating civilian access to and use of firearms	YES						

	Level	Implementation support			Perceived reach	
		Funds	Tools	Training	Very few	Nearly all
Norms and values						
Strengthening non-violent norms	National	NO	YES	YES		
Community mobilization	National	NO	NO	YES		
Bystander interventions	None	-	-	-	-	-
Safe environments						
Addressing violence "hotspots"	Subnational	-	-	-	-	-
Interrupting the spread of violence	None	-	-	-	-	-
Improving the built environment	National	YES	YES	NO		
Parent and caregiver support						
Home visiting	Subnational	-	-	-	-	-
Centre-based parenting support	Subnational	-	-	-	-	-
Income and economic strengthening						
Cash transfers	National	YES	NO	NO		
Group savings and loans with gender equity training	Subnational	-	-	-	-	-
Microfinance and gender equity training	Subnational	-	-	-	-	-
Response and support services						
Child protection services	National	YES	YES	YES		
Clinical services for sexual violence victims	National	YES	YES	NO		
Mental health services for victims	Subnational	-	-	-	-	-
Mental health services for perpetrators	None	-	-	-	-	-
Identification and referral for victims	National	YES	YES	YES		
Identification and referral for perpetrators	Subnational	-	-	-	-	-
Education and life skills						
Increasing school enrolment	National	YES	YES	YES		
Helping children protect themselves from sexual abuse	National	YES	YES	YES		
Life and social skills training	National	YES	YES	YES		
School-based anti-bullying	National	NO	YES	YES		
School-based dating violence prevention	Subnational	-	-	-	-	-
Reducing violence by school staff	National	YES	YES	YES		

VIOLENCE PREVALENCE FROM SELECTED MULTI-COUNTRY SURVEYS^a

	Male%	Female%
Experiencing violent discipline in the past month, 1–14 year olds	53	45
Witnessing physical violence in the home prior to 18 years, 18–24 year olds	-	-
Sexual victimization prior to 18 years, 18–24 year olds	-	-
Bullying victimization in the past 30 days/few months, 11–15 year olds	36	25
Involvement in physical fighting in the past 12 months, 13–15 year olds	65	23

^a Countries may have data available from several other surveys but in the interests of global comparability, indicators from the most widely available internationally comparable surveys have been selected



GOVERNANCE AND MONITORING TO END VIOLENCE AGAINST CHILDREN

9 Government sectors with functions addressing violence against children,
8 of which have coordinating function

National action plan/s

	YES	Funding		YES	Funding
Child maltreatment	YES	Partial	School-based violence	YES	Partial
Youth violence	YES	Partial	Gender-based violence	YES	Partial
Sexual violence	YES	Partial	Other	YES	-

Includes prevalence indicator/s: YES (Domestic)

IMPLEMENTATION OF INSPIRE STRATEGIES AND APPROACHES

Implementation and enforcement of laws

	YES	Perceived enforcement			YES	Perceived enforcement	
		Low	High			Low	High
Bans on corporal punishment in all settings	YES			Against weapons on school premises	YES		
Against statutory rape	YES			Providing for victim compensation	YES	Not asked	
Against contact sexual violence excluding rape	YES			Providing for victim legal representation	YES	Not asked	
Against non-contact sexual violence	YES			Minimum age for alcohol sales	18	Not asked	
Regulating civilian access to and use of firearms	YES						

	Level	Implementation support			Perceived reach	
		Funds	Tools	Training	Very few	Nearly all
Norms and values						
Strengthening non-violent norms	National	YES	YES	YES		
Community mobilization	National	YES	YES	YES		
Bystander interventions	National	YES	YES	YES		
Safe environments						
Addressing violence "hotspots"	National	YES	YES	YES		
Interrupting the spread of violence	National	YES	YES	YES		
Improving the built environment	National	YES	YES	YES		
Parent and caregiver support						
Home visiting	National	YES	YES	YES		
Centre-based parenting support	National	YES	YES	YES		
Income and economic strengthening						
Cash transfers	National	YES	YES	YES		
Group savings and loans with gender equity training	Subnational	-	-	-	-	-
Microfinance and gender equity training	National	YES	YES	YES		
Response and support services						
Child protection services	National	YES	YES	YES		
Clinical services for sexual violence victims	National	YES	YES	YES		
Mental health services for victims	National	YES	YES	YES		
Mental health services for perpetrators	National	YES	YES	YES		
Identification and referral for victims	National	YES	YES	YES		
Identification and referral for perpetrators	National	YES	YES	YES		
Education and life skills						
Increasing school enrolment	National	YES	YES	YES		
Helping children protect themselves from sexual abuse	National	YES	YES	YES		
Life and social skills training	National	YES	YES	YES		
School-based anti-bullying	National	YES	YES	YES		
School-based dating violence prevention	National	YES	YES	YES		
Reducing violence by school staff	National	YES	YES	YES		

VIOLENCE PREVALENCE FROM SELECTED MULTI-COUNTRY SURVEYS^a

	Male%	Female%
Experiencing violent discipline in the past month, 1–14 year olds	66	63
Witnessing physical violence in the home prior to 18 years, 18–24 year olds	-	-
Sexual victimization prior to 18 years, 18–24 year olds	-	-
Bullying victimization in the past 30 days/few months, 11–15 year olds	-	-
Involvement in physical fighting in the past 12 months, 13–15 year olds	-	-

^a Countries may have data available from several other surveys but in the interests of global comparability, indicators from the most widely available internationally comparable surveys have been selected



GOVERNANCE AND MONITORING TO END VIOLENCE AGAINST CHILDREN

3 Government sectors with functions addressing violence against children,
3 of which have coordinating function

National action plan/s

	Funding			Funding	
	YES	Full		YES	Full
Child maltreatment	YES	Full	School-based violence	YES	Full
Youth violence	YES	Full	Gender-based violence	YES	Full
Sexual violence	YES	Full	Other	NO	-

Includes prevalence indicator/s: NO

IMPLEMENTATION OF INSPIRE STRATEGIES AND APPROACHES

Implementation and enforcement of laws

	YES	Perceived enforcement			YES	Perceived enforcement	
		Low	High			Low	High
Bans on corporal punishment in all settings	YES			Against weapons on school premises	YES		
Against statutory rape	YES			Providing for victim compensation	NO	Not asked	
Against contact sexual violence excluding rape	YES			Providing for victim legal representation	YES	Not asked	
Against non-contact sexual violence	YES			Minimum age for alcohol sales	16	Not asked	
Regulating civilian access to and use of firearms	YES						

	Level	Implementation support			Perceived reach	
		Funds	Tools	Training	Very few	Nearly all
Norms and values						
Strengthening non-violent norms	National	YES	YES	YES		
Community mobilization	National	YES	YES	YES		
Bystander interventions	National	YES	YES	YES		
Safe environments						
Addressing violence "hotspots"	None	-	-	-	-	-
Interrupting the spread of violence	None	-	-	-	-	-
Improving the built environment	National	YES	YES	YES		
Parent and caregiver support						
Home visiting	National	YES	YES	YES		
Centre-based parenting support	National	YES	YES	YES		
Income and economic strengthening						
Cash transfers	National	YES	YES	YES		
Group savings and loans with gender equity training	None	-	-	-	-	-
Microfinance and gender equity training	National	YES	YES	YES		
Response and support services						
Child protection services	National	YES	YES	YES		
Clinical services for sexual violence victims	National	YES	YES	YES		
Mental health services for victims	National	YES	YES	NO		
Mental health services for perpetrators	National	YES	YES	YES		
Identification and referral for victims	National	YES	YES	YES		
Identification and referral for perpetrators	None	-	-	-	-	-
Education and life skills						
Increasing school enrolment	National	YES	YES	YES		
Helping children protect themselves from sexual abuse	National	YES	YES	YES	-	
Life and social skills training	National	YES	YES	YES	-	
School-based anti-bullying	National	YES	YES	YES	-	
School-based dating violence prevention	-	-	-	-	-	
Reducing violence by school staff	National	YES	YES	YES	-	

VIOLENCE PREVALENCE FROM SELECTED MULTI-COUNTRY SURVEYS^a

	Male%	Female%
Experiencing violent discipline in the past month, 1–14 year olds	-	-
Witnessing physical violence in the home prior to 18 years, 18–24 year olds	-	-
Sexual victimization prior to 18 years, 18–24 year olds	-	-
Bullying victimization in the past 30 days/few months, 11–15 year olds	44	32
Involvement in physical fighting in the past 12 months, 13–15 year olds	53	25

^a Countries may have data available from several other surveys but in the interests of global comparability, indicators from the most widely available internationally comparable surveys have been selected



GOVERNANCE AND MONITORING TO END VIOLENCE AGAINST CHILDREN

5 Government sectors with functions addressing violence against children,
1 of which has coordinating function

National action plan/s

		Funding		Funding
Child maltreatment	YES	Partial	School-based violence	YES Partial
Youth violence	YES	Partial	Gender-based violence	YES Partial
Sexual violence	YES	Partial	Other	NO -

Includes prevalence indicator/s: NO

IMPLEMENTATION OF INSPIRE STRATEGIES AND APPROACHES

Implementation and enforcement of laws

		Perceived enforcement			Perceived enforcement	
		Low	High		Low	High
Bans on corporal punishment in all settings	YES			Against weapons on school premises	YES	
Against statutory rape	YES			Providing for victim compensation	YES	Not asked
Against contact sexual violence excluding rape	YES			Providing for victim legal representation	YES	Not asked
Against non-contact sexual violence	YES			Minimum age for alcohol sales	18	Not asked
Regulating civilian access to and use of firearms	YES					

	Level	Implementation support			Perceived reach	
		Funds	Tools	Training	Very few	Nearly all
Norms and values						
Strengthening non-violent norms	Subnational	-	-	-	-	-
Community mobilization	National	YES	YES	YES		
Bystander interventions	National	YES	YES	YES		
Safe environments						
Addressing violence "hotspots"	Subnational	-	-	-	-	-
Interrupting the spread of violence	Subnational	-	-	-	-	-
Improving the built environment	Subnational	-	-	-	-	-
Parent and caregiver support						
Home visiting	National	YES	YES	YES		
Centre-based parenting support	National	YES	YES	YES		
Income and economic strengthening						
Cash transfers	National	YES	YES	YES		
Group savings and loans with gender equity training	Subnational	-	-	-	-	-
Microfinance and gender equity training	National	YES	YES	YES		
Response and support services						
Child protection services	National	YES	YES	YES		
Clinical services for sexual violence victims	National	YES	YES	YES		
Mental health services for victims	National	YES	YES	NO		
Mental health services for perpetrators	National	YES	YES	YES		
Identification and referral for victims	National	YES	YES	YES		
Identification and referral for perpetrators	National	YES	NO	YES		
Education and life skills						
Increasing school enrolment	National	YES	YES	YES		
Helping children protect themselves from sexual abuse	National	YES	YES	YES		
Life and social skills training	Subnational	-	-	-	-	-
School-based anti-bullying	Subnational	-	-	-	-	-
School-based dating violence prevention	Subnational	-	-	-	-	-
Reducing violence by school staff	National	NO	YES	YES		

VIOLENCE PREVALENCE FROM SELECTED MULTI-COUNTRY SURVEYS^a

	Male%	Female%
Experiencing violent discipline in the past month, 1–14 year olds	-	-
Witnessing physical violence in the home prior to 18 years, 18–24 year olds	-	-
Sexual victimization prior to 18 years, 18–24 year olds	-	-
Bullying victimization in the past 30 days/few months, 11–15 year olds	45	46
Involvement in physical fighting in the past 12 months, 13–15 year olds	42	37

^a Countries may have data available from several other surveys but in the interests of global comparability, indicators from the most widely available internationally comparable surveys have been selected



GOVERNANCE AND MONITORING TO END VIOLENCE AGAINST CHILDREN

4 Government sectors with functions addressing violence against children,
1 of which has coordinating function

National action plan/s

		Funding			Funding
Child maltreatment	NO	-	School-based violence	NO	-
Youth violence	NO	-	Gender-based violence	NO	-
Sexual violence	NO	-	Other	NO	-

Includes prevalence indicator/s: NO

IMPLEMENTATION OF INSPIRE STRATEGIES AND APPROACHES

Implementation and enforcement of laws

		Perceived enforcement				Perceived enforcement	
		Low	High			Low	High
Bans on corporal punishment in all settings	NO			Against weapons on school premises	YES		
Against statutory rape	YES			Providing for victim compensation	NO	Not asked	
Against contact sexual violence excluding rape	YES			Providing for victim legal representation	NO	Not asked	
Against non-contact sexual violence	YES			Minimum age for alcohol sales	18	Not asked	
Regulating civilian access to and use of firearms	YES						

	Level	Implementation support			Perceived reach	
		Funds	Tools	Training	Very few	Nearly all
Norms and values						
Strengthening non-violent norms	National	YES	YES	YES		
Community mobilization	National	YES	YES	YES		
Bystander interventions	-	-	-	-	-	-

Safe environments

	Level	Funds	Tools	Training	Perceived reach
Addressing violence "hotspots"	None	-	-	-	-
Interrupting the spread of violence	None	-	-	-	-
Improving the built environment	Subnational	-	-	-	-

Parent and caregiver support

	Level	Funds	Tools	Training	Perceived reach
Home visiting	National	YES	YES	YES	
Centre-based parenting support	National	YES	YES	YES	

Income and economic strengthening

	Level	Funds	Tools	Training	Perceived reach
Cash transfers	National	YES	YES	YES	
Group savings and loans with gender equity training	National	NO	YES	YES	
Microfinance and gender equity training	National	YES	YES	YES	

Response and support services

	Level	Funds	Tools	Training	Perceived reach
Child protection services	National	YES	YES	YES	
Clinical services for sexual violence victims	National	YES	YES	NO	
Mental health services for victims	National	NO	YES	NO	
Mental health services for perpetrators	None	-	-	-	-
Identification and referral for victims	National	YES	YES	NO	
Identification and referral for perpetrators	National	YES	YES	YES	

Education and life skills

	Level	Funds	Tools	Training	Perceived reach
Increasing school enrolment	National	YES	YES	YES	
Helping children protect themselves from sexual abuse	National	YES	YES	YES	
Life and social skills training	National	YES	YES	YES	
School-based anti-bullying	National	NO	YES	YES	
School-based dating violence prevention	National	NO	YES	YES	
Reducing violence by school staff	National	YES	YES	YES	

VIOLENCE PREVALENCE FROM SELECTED MULTI-COUNTRY SURVEYS^a

	Male%	Female%
Experiencing violent discipline in the past month, 1–14 year olds	-	-
Witnessing physical violence in the home prior to 18 years, 18–24 year olds	-	-
Sexual victimization prior to 18 years, 18–24 year olds	-	-
Bullying victimization in the past 30 days/few months, 11–15 year olds	48	45
Involvement in physical fighting in the past 12 months, 13–15 year olds	44	29

^a Countries may have data available from several other surveys but in the interests of global comparability, indicators from the most widely available internationally comparable surveys have been selected



GOVERNANCE AND MONITORING TO END VIOLENCE AGAINST CHILDREN

5 Government sectors with functions addressing violence against children, 1 of which has coordinating function

National action plan/s

	Funding		Funding	
Child maltreatment	YES	Full	School-based violence	YES Full
Youth violence	YES	Full	Gender-based violence	YES Full
Sexual violence	YES	Full	Other	NO -

Includes prevalence indicator/s: YES (All types)

IMPLEMENTATION OF INSPIRE STRATEGIES AND APPROACHES

Implementation and enforcement of laws

		Perceived enforcement				Perceived enforcement	
		Low	High			Low	High
Bans on corporal punishment in all settings	YES			Against weapons on school premises	NO	-	
Against statutory rape	YES			Providing for victim compensation	YES	Not asked	
Against contact sexual violence excluding rape	YES			Providing for victim legal representation	YES	Not asked	
Against non-contact sexual violence	YES			Minimum age for alcohol sales	-	Not asked	
Regulating civilian access to and use of firearms	YES						

	Level	Implementation support			Perceived reach	
		Funds	Tools	Training	Very few	Nearly all
Norms and values						
Strengthening non-violent norms	National	YES	YES	YES		
Community mobilization	National	YES	YES	YES		
Bystander interventions	National	YES	YES	YES		

	Level	Funds	Tools	Training	Perceived reach
Safe environments					
Addressing violence "hotspots"	None	-	-	-	-
Interrupting the spread of violence	None	-	-	-	-
Improving the built environment	None	-	-	-	-

	Level	Funds	Tools	Training	Perceived reach
Parent and caregiver support					
Home visiting	None	-	-	-	-
Centre-based parenting support	None	-	-	-	-

	Level	Funds	Tools	Training	Perceived reach
Income and economic strengthening					
Cash transfers	Subnational	-	-	-	-
Group savings and loans with gender equity training	None	-	-	-	-
Microfinance and gender equity training	None	-	-	-	-

	Level	Funds	Tools	Training	Perceived reach
Response and support services					
Child protection services	National	YES	YES	NO	
Clinical services for sexual violence victims	National	YES	YES	YES	
Mental health services for victims	National	YES	YES	YES	
Mental health services for perpetrators	None	-	-	-	-
Identification and referral for victims	National	YES	YES	YES	
Identification and referral for perpetrators	None	-	-	-	-

	Level	Funds	Tools	Training	Perceived reach
Education and life skills					
Increasing school enrolment	National	YES	YES	YES	
Helping children protect themselves from sexual abuse	National	YES	YES	YES	
Life and social skills training	National	YES	YES	YES	
School-based anti-bullying	National	YES	YES	YES	
School-based dating violence prevention	None	-	-	-	-
Reducing violence by school staff	-	-	-	-	-

VIOLENCE PREVALENCE FROM SELECTED MULTI-COUNTRY SURVEYS^a

	Male%	Female%
Experiencing violent discipline in the past month, 1–14 year olds	83	81
Witnessing physical violence in the home prior to 18 years, 18–24 year olds	-	-
Sexual victimization prior to 18 years, 18–24 year olds	-	-
Bullying victimization in the past 30 days/few months, 11–15 year olds	56	45
Involvement in physical fighting in the past 12 months, 13–15 year olds	45	35

^a Countries may have data available from several other surveys but in the interests of global comparability, indicators from the most widely available internationally comparable surveys have been selected



GOVERNANCE AND MONITORING TO END VIOLENCE AGAINST CHILDREN

3 Government sectors with functions addressing violence against children,
3 of which have coordinating function

National action plan/s

	Funding		Funding	
	YES	Full	YES	Full
Child maltreatment	YES	Full	School-based violence	YES Full
Youth violence	NO	-	Gender-based violence	YES Full
Sexual violence	NO	-	Other	NO -

Includes prevalence indicator/s: YES (All types)

IMPLEMENTATION OF INSPIRE STRATEGIES AND APPROACHES

Implementation and enforcement of laws

	Perceived enforcement		Perceived enforcement	
	Low	High	Low	High
Bans on corporal punishment in all settings	YES	-	Against weapons on school premises	NO -
Against statutory rape	YES	-	Providing for victim compensation	YES Not asked
Against contact sexual violence excluding rape	YES	-	Providing for victim legal representation	YES Not asked
Against non-contact sexual violence	YES	-	Minimum age for alcohol sales	18 Not asked
Regulating civilian access to and use of firearms	YES	-		

	Level	Implementation support			Perceived reach	
		Funds	Tools	Training	Very few	Nearly all
Norms and values						
Strengthening non-violent norms	National	YES	YES	NO	-	-
Community mobilization	National	YES	YES	YES	-	-
Bystander interventions	National	YES	YES	YES	-	-
Safe environments						
Addressing violence "hotspots"	National	YES	YES	YES	-	-
Interrupting the spread of violence	National	YES	YES	YES	-	-
Improving the built environment	None	-	-	-	-	-
Parent and caregiver support						
Home visiting	National	YES	YES	YES	-	-
Centre-based parenting support	National	YES	YES	YES	-	-
Income and economic strengthening						
Cash transfers	None	-	-	-	-	-
Group savings and loans with gender equity training	None	-	-	-	-	-
Microfinance and gender equity training	None	-	-	-	-	-
Response and support services						
Child protection services	National	YES	YES	YES	-	-
Clinical services for sexual violence victims	National	YES	YES	YES	-	-
Mental health services for victims	National	YES	YES	NO	-	-
Mental health services for perpetrators	National	YES	YES	YES	-	-
Identification and referral for victims	National	YES	YES	YES	-	-
Identification and referral for perpetrators	National	YES	YES	YES	-	-
Education and life skills						
Increasing school enrolment	National	YES	YES	YES	-	-
Helping children protect themselves from sexual abuse	National	YES	NO	YES	-	-
Life and social skills training	National	YES	YES	YES	-	-
School-based anti-bullying	National	NO	YES	YES	-	-
School-based dating violence prevention	National	YES	YES	YES	-	-
Reducing violence by school staff	National	NO	YES	YES	-	-

VIOLENCE PREVALENCE FROM SELECTED MULTI-COUNTRY SURVEYS^a

	Male%	Female%
Experiencing violent discipline in the past month, 1–14 year olds	-	-
Witnessing physical violence in the home prior to 18 years, 18–24 year olds	-	-
Sexual victimization prior to 18 years, 18–24 year olds	-	-
Bullying victimization in the past 30 days/few months, 11–15 year olds	-	-
Involvement in physical fighting in the past 12 months, 13–15 year olds	-	-

^a Countries may have data available from several other surveys but in the interests of global comparability, indicators from the most widely available internationally comparable surveys have been selected



GOVERNANCE AND MONITORING TO END VIOLENCE AGAINST CHILDREN

0 Government sectors with functions addressing violence against children,
0 of which have coordinating function

National action plan/s	Funding			Funding	
Child maltreatment	NO	-	School-based violence	NO	-
Youth violence	NO	-	Gender-based violence	NO	-
Sexual violence	NO	-	Other	NO	-

Includes prevalence indicator/s: NO

IMPLEMENTATION OF INSPIRE STRATEGIES AND APPROACHES

Implementation and enforcement of laws

	Perceived enforcement			Perceived enforcement	
	Low	High		Low	High
Bans on corporal punishment in all settings	NO	-	Against weapons on school premises	NO	-
Against statutory rape	YES		Providing for victim compensation	NO	Not asked
Against contact sexual violence excluding rape	YES		Providing for victim legal representation	YES	Not asked
Against non-contact sexual violence	YES		Minimum age for alcohol sales	18	Not asked
Regulating civilian access to and use of firearms	YES				

	Level	Implementation support			Perceived reach	
		Funds	Tools	Training	Very few	Nearly all
Norms and values						
Strengthening non-violent norms	None	-	-	-	-	-
Community mobilization	None	-	-	-	-	-
Bystander interventions	None	-	-	-	-	-
Safe environments						
Addressing violence "hotspots"	None	-	-	-	-	-
Interrupting the spread of violence	None	-	-	-	-	-
Improving the built environment	None	-	-	-	-	-
Parent and caregiver support						
Home visiting	None	-	-	-	-	-
Centre-based parenting support	None	-	-	-	-	-
Income and economic strengthening						
Cash transfers	None	-	-	-	-	-
Group savings and loans with gender equity training	None	-	-	-	-	-
Microfinance and gender equity training	None	-	-	-	-	-
Response and support services						
Child protection services	None	-	-	-	-	-
Clinical services for sexual violence victims	None	-	-	-	-	-
Mental health services for victims	None	-	-	-	-	-
Mental health services for perpetrators	None	-	-	-	-	-
Identification and referral for victims	None	-	-	-	-	-
Identification and referral for perpetrators	None	-	-	-	-	-
Education and life skills						
Increasing school enrolment	National	YES	YES	YES		-
Helping children protect themselves from sexual abuse	None	-	-	-	-	-
Life and social skills training	None	-	-	-	-	-
School-based anti-bullying	None	-	-	-	-	-
School-based dating violence prevention	None	-	-	-	-	-
Reducing violence by school staff	None	-	-	-	-	-

VIOLENCE PREVALENCE FROM SELECTED MULTI-COUNTRY SURVEYS^a

	Male%	Female%
Experiencing violent discipline in the past month, 1–14 year olds	82 ^b	81 ^b
Witnessing physical violence in the home prior to 18 years, 18–24 year olds	-	-
Sexual victimization prior to 18 years, 18–24 year olds	-	-
Bullying victimization in the past 30 days/few months, 11–15 year olds	-	-
Involvement in physical fighting in the past 12 months, 13–15 year olds	-	-

a Countries may have data available from several other surveys but in the interests of global comparability, indicators from the most widely available internationally comparable surveys have been selected

b Data differ from the standard definition or refer to only part of the country



GOVERNANCE AND MONITORING TO END VIOLENCE AGAINST CHILDREN

3 Government sectors with functions addressing violence against children,
1 of which has coordinating function

National action plan/s

	YES	Funding
Child maltreatment	YES	Partial
Youth violence	YES	Partial
Sexual violence	YES	Partial

Includes prevalence indicator/s: NO

	YES	Funding
School-based violence	YES	Partial
Gender-based violence	YES	Partial
Other	NO	-

IMPLEMENTATION OF INSPIRE STRATEGIES AND APPROACHES

Implementation and enforcement of laws

		Perceived enforcement	
		Low	High
Bans on corporal punishment in all settings	NO		
Against statutory rape	YES		
Against contact sexual violence excluding rape	YES		
Against non-contact sexual violence	YES		
Regulating civilian access to and use of firearms	YES		

	Perceived enforcement	
	Low	High
Against weapons on school premises	NO	-
Providing for victim compensation	YES	Not asked
Providing for victim legal representation	YES	Not asked
Minimum age for alcohol sales	NO	Not asked

	Level	Implementation support			Perceived reach	
		Funds	Tools	Training	Very few	Nearly all
Norms and values						
Strengthening non-violent norms	National	YES	YES	YES		
Community mobilization	National	YES	YES	YES		
Bystander interventions	National	YES	YES	YES		
Safe environments						
Addressing violence "hotspots"	None	-	-	-	-	-
Interrupting the spread of violence	None	-	-	-	-	-
Improving the built environment	National	YES	YES	YES		
Parent and caregiver support						
Home visiting	National	YES	YES	YES		
Centre-based parenting support	National	YES	YES	YES	-	-
Income and economic strengthening						
Cash transfers	None	-	-	-	-	-
Group savings and loans with gender equity training	National	YES	YES	YES		
Microfinance and gender equity training	National	YES	YES	YES		
Response and support services						
Child protection services	National	YES	YES	YES		
Clinical services for sexual violence victims	National	YES	YES	YES		
Mental health services for victims	National	YES	YES	YES		
Mental health services for perpetrators	None	-	-	-	-	-
Identification and referral for victims	National	YES	YES	YES		
Identification and referral for perpetrators	National	YES	YES	YES		
Education and life skills						
Increasing school enrolment	National	YES	YES	YES		
Helping children protect themselves from sexual abuse	National	YES	YES	YES		
Life and social skills training	National	YES	NO	YES		
School-based anti-bullying	National	YES	YES	YES		
School-based dating violence prevention	National	YES	YES	YES		
Reducing violence by school staff	National	YES	YES	YES		

VIOLENCE PREVALENCE FROM SELECTED MULTI-COUNTRY SURVEYS^a

	Male%	Female%
Experiencing violent discipline in the past month, 1–14 year olds	86	84
Witnessing physical violence in the home prior to 18 years, 18–24 year olds	58	66
Sexual victimization prior to 18 years, 18–24 year olds	11	25
Bullying victimization in the past 30 days/few months, 11–15 year olds	-	-
Involvement in physical fighting in the past 12 months, 13–15 year olds	-	-

^a Countries may have data available from several other surveys but in the interests of global comparability, indicators from the most widely available internationally comparable surveys have been selected



GOVERNANCE AND MONITORING TO END VIOLENCE AGAINST CHILDREN

2 Government sectors with functions addressing violence against children,
2 of which have coordinating function

National action plan/s

		Funding		Funding
Child maltreatment	YES	Partial	School-based violence	YES Partial
Youth violence	YES	Partial	Gender-based violence	YES Partial
Sexual violence	YES	Partial	Other	NO -

Includes prevalence indicator/s: NO

IMPLEMENTATION OF INSPIRE STRATEGIES AND APPROACHES

Implementation and enforcement of laws

		Perceived enforcement			Perceived enforcement	
		Low	High		Low	High
Bans on corporal punishment in all settings	YES			Against weapons on school premises	YES	
Against statutory rape	YES			Providing for victim compensation	YES	Not asked
Against contact sexual violence excluding rape	YES			Providing for victim legal representation	YES	Not asked
Against non-contact sexual violence	YES			Minimum age for alcohol sales	18	Not asked
Regulating civilian access to and use of firearms	YES					

	Level	Implementation support			Perceived reach	
		Funds	Tools	Training	Very few	Nearly all
Norms and values						
Strengthening non-violent norms	National	NO	YES	YES		
Community mobilization	None	-	-	-	-	
Bystander interventions	None	-	-	-	-	

Safe environments

Addressing violence "hotspots"	National	YES	YES	YES		
Interrupting the spread of violence	National	YES	YES	YES		
Improving the built environment	None	-	-	-	-	

Parent and caregiver support

Home visiting	National	YES	YES	YES		
Centre-based parenting support	National	YES	YES	YES		

Income and economic strengthening

Cash transfers	National	YES	NO	NO		
Group savings and loans with gender equity training	None	-	-	-	-	
Microfinance and gender equity training	National	YES	YES	YES		

Response and support services

Child protection services	National	YES	YES	YES		
Clinical services for sexual violence victims	National	YES	YES	YES		
Mental health services for victims	National	YES	YES	YES		
Mental health services for perpetrators	National	YES	YES	NO		
Identification and referral for victims	National	YES	YES	YES		
Identification and referral for perpetrators	None	-	-	-	-	

Education and life skills

Increasing school enrolment	National	YES	YES	YES		
Helping children protect themselves from sexual abuse	National	YES	YES	YES		
Life and social skills training	National	YES	YES	YES		
School-based anti-bullying	National	YES	YES	YES		
School-based dating violence prevention	Subnational	-	-	-	-	
Reducing violence by school staff	National	YES	YES	YES		

VIOLENCE PREVALENCE FROM SELECTED MULTI-COUNTRY SURVEYS^a

	Male%	Female%
Experiencing violent discipline in the past month, 1–14 year olds	71 ^b	67 ^b
Witnessing physical violence in the home prior to 18 years, 18–24 year olds	-	-
Sexual victimization prior to 18 years, 18–24 year olds	-	-
Bullying victimization in the past 30 days/few months, 11–15 year olds	10	10
Involvement in physical fighting in the past 12 months, 13–15 year olds	41	18

a Countries may have data available from several other surveys but in the interests of global comparability, indicators from the most widely available internationally comparable surveys have been selected

b Data differ from the standard definition or refer to only part of the country



GOVERNANCE AND MONITORING TO END VIOLENCE AGAINST CHILDREN

3 Government sectors with functions addressing violence against children,
1 of which has coordinating function

National action plan/s

		Funding		Funding
Child maltreatment	YES	Partial	School-based violence	YES Partial
Youth violence	YES ^a	Full	Gender-based violence	YES Partial
Sexual violence	YES	Partial	Other	NO -

Includes prevalence indicator/s: NO

IMPLEMENTATION OF INSPIRE STRATEGIES AND APPROACHES

Implementation and enforcement of laws

		Perceived enforcement				Perceived enforcement	
		Low	High			Low	High
Bans on corporal punishment in all settings	YES			Against weapons on school premises	YES		
Against statutory rape	YES			Providing for victim compensation	YES	Not asked	
Against contact sexual violence excluding rape	YES			Providing for victim legal representation	YES	Not asked	
Against non-contact sexual violence	YES			Minimum age for alcohol sales	18	Not asked	
Regulating civilian access to and use of firearms	YES						

	Level	Implementation support			Perceived reach	
		Funds	Tools	Training	Very few	Nearly all
Norms and values						
Strengthening non-violent norms	National	YES	YES	YES		
Community mobilization	National	YES	YES	YES		
Bystander interventions	None	-	-	-	-	
Safe environments						
Addressing violence "hotspots"	National	YES	YES	YES		
Interrupting the spread of violence	National	YES	YES	NO		
Improving the built environment	None	-	-	-	-	
Parent and caregiver support						
Home visiting	National	YES	YES	YES		
Centre-based parenting support	National	YES	YES	YES		
Income and economic strengthening						
Cash transfers	National	YES	YES	YES		
Group savings and loans with gender equity training	National	YES	NO	NO		
Microfinance and gender equity training	None	-	-	-	-	
Response and support services						
Child protection services	National	YES	YES	YES		
Clinical services for sexual violence victims	National	YES	YES	YES		
Mental health services for victims	National	YES	YES	YES		
Mental health services for perpetrators	National	NO	YES	YES		
Identification and referral for victims	National	YES	YES	YES		
Identification and referral for perpetrators	National	YES	YES	YES		
Education and life skills						
Increasing school enrolment	National	YES	NO	YES		
Helping children protect themselves from sexual abuse	None	-	-	-	-	
Life and social skills training	Subnational	-	-	-	-	
School-based anti-bullying	National	YES	NO	YES		
School-based dating violence prevention	None	-	-	-	-	
Reducing violence by school staff	None	-	-	-	-	

VIOLENCE PREVALENCE FROM SELECTED MULTI-COUNTRY SURVEYS^b

	Male%	Female%
Experiencing violent discipline in the past month, 1–14 year olds	-	-
Witnessing physical violence in the home prior to 18 years, 18–24 year olds	-	-
Sexual victimization prior to 18 years, 18–24 year olds	-	-
Bullying victimization in the past 30 days/few months, 11–15 year olds	23	20
Involvement in physical fighting in the past 12 months, 13–15 year olds	-	-

a Subnational

b Countries may have data available from several other surveys but in the interests of global comparability, indicators from the most widely available internationally comparable surveys have been selected



GOVERNANCE AND MONITORING TO END VIOLENCE AGAINST CHILDREN

3 Government sectors with functions addressing violence against children,
3 of which have coordinating function

National action plan/s

		Funding		Funding
Child maltreatment	YES	Partial	School-based violence	YES Partial
Youth violence	YES	Partial	Gender-based violence	YES Partial
Sexual violence	YES	Partial	Other	NO -

Includes prevalence indicator/s: NO

IMPLEMENTATION OF INSPIRE STRATEGIES AND APPROACHES

Implementation and enforcement of laws

		Perceived enforcement			Perceived enforcement	
		Low	High		Low	High
Bans on corporal punishment in all settings	YES			Against weapons on school premises	YES	
Against statutory rape	YES			Providing for victim compensation	YES	Not asked
Against contact sexual violence excluding rape	YES			Providing for victim legal representation	YES	Not asked
Against non-contact sexual violence	YES			Minimum age for alcohol sales	21	Not asked
Regulating civilian access to and use of firearms	YES					

	Level	Implementation support			Perceived reach	
		Funds	Tools	Training	Very few	Nearly all
Norms and values						
Strengthening non-violent norms	National	NO	YES	YES		
Community mobilization	National	YES	NO	YES		
Bystander interventions	National	YES	NO	YES		
Safe environments						
Addressing violence "hotspots"	National	YES	YES	YES		
Interrupting the spread of violence	National	YES	YES	NO		
Improving the built environment	National	YES	YES	NO		
Parent and caregiver support						
Home visiting	National	YES	YES	YES		
Centre-based parenting support	National	YES	YES	YES		
Income and economic strengthening						
Cash transfers	National	YES	NO	YES		
Group savings and loans with gender equity training	Subnational	-	-	-	-	
Microfinance and gender equity training	National	YES	YES	YES		
Response and support services						
Child protection services	National	YES	YES	YES		
Clinical services for sexual violence victims	National	YES	YES	YES		
Mental health services for victims	National	YES	YES	YES		
Mental health services for perpetrators	National	YES	NO	YES		
Identification and referral for victims	National	YES	YES	YES		
Identification and referral for perpetrators	National	YES	YES	YES		
Education and life skills						
Increasing school enrolment	National	YES	YES	YES		
Helping children protect themselves from sexual abuse	National	YES	YES	YES		
Life and social skills training	National	YES	YES	YES		
School-based anti-bullying	National	YES	YES	YES		
School-based dating violence prevention	None	-	-	-	-	
Reducing violence by school staff	National	YES	YES	YES		

VIOLENCE PREVALENCE FROM SELECTED MULTI-COUNTRY SURVEYS^a

	Male%	Female%
Experiencing violent discipline in the past month, 1–14 year olds	-	-
Witnessing physical violence in the home prior to 18 years, 18–24 year olds	-	-
Sexual victimization prior to 18 years, 18–24 year olds	-	-
Bullying victimization in the past 30 days/few months, 11–15 year olds	45	39
Involvement in physical fighting in the past 12 months, 13–15 year olds	56	41

^a Countries may have data available from several other surveys but in the interests of global comparability, indicators from the most widely available internationally comparable surveys have been selected



GOVERNANCE AND MONITORING TO END VIOLENCE AGAINST CHILDREN

9 Government sectors with functions addressing violence against children,
4 of which have coordinating function

National action plan/s

		Funding		Funding
Child maltreatment	YES	Partial	School-based violence	YES Full
Youth violence	YES	Full	Gender-based violence	YES Full
Sexual violence	YES	Full	Other	NO -

Includes prevalence indicator/s: NO

IMPLEMENTATION OF INSPIRE STRATEGIES AND APPROACHES

Implementation and enforcement of laws

		Perceived enforcement				Perceived enforcement	
		Low	High			Low	High
Bans on corporal punishment in all settings	NO	-	-	Against weapons on school premises	NO	-	-
Against statutory rape	YES			Providing for victim compensation	NO	Not asked	-
Against contact sexual violence excluding rape	YES			Providing for victim legal representation	YES	Not asked	-
Against non-contact sexual violence	YES			Minimum age for alcohol sales	YES ^b	Not asked	-
Regulating civilian access to and use of firearms	YES ^a	-	-				

	Level	Implementation support			Perceived reach	
		Funds	Tools	Training	Very few	Nearly all
Norms and values						
Strengthening non-violent norms	Subnational	-	-	-	-	-
Community mobilization	Subnational	-	-	-	-	-
Bystander interventions	None	-	-	-	-	-
Safe environments						
Addressing violence "hotspots"	Subnational	-	-	-	-	-
Interrupting the spread of violence	Subnational	-	-	-	-	-
Improving the built environment	Subnational	-	-	-	-	-
Parent and caregiver support						
Home visiting	None	-	-	-	-	-
Centre-based parenting support	Subnational	-	-	-	-	-
Income and economic strengthening						
Cash transfers	National	YES	YES	YES		-
Group savings and loans with gender equity training	Subnational	-	-	-	-	-
Microfinance and gender equity training	Subnational	-	-	-	-	-
Response and support services						
Child protection services	Subnational	-	-	-	-	-
Clinical services for sexual violence victims	Subnational	-	-	-	-	-
Mental health services for victims	Subnational	-	-	-	-	-
Mental health services for perpetrators	Subnational	-	-	-	-	-
Identification and referral for victims	None	-	-	-	-	-
Identification and referral for perpetrators	None	-	-	-	-	-
Education and life skills						
Increasing school enrolment	National	YES	YES	YES		-
Helping children protect themselves from sexual abuse	None	-	-	-	-	-
Life and social skills training	Subnational	-	-	-	-	-
School-based anti-bullying	None	-	-	-	-	-
School-based dating violence prevention	None	-	-	-	-	-
Reducing violence by school staff	None	-	-	-	-	-

VIOLENCE PREVALENCE FROM SELECTED MULTI-COUNTRY SURVEYS^c

	Male%	Female%
Experiencing violent discipline in the past month, 1–14 year olds	-	-
Witnessing physical violence in the home prior to 18 years, 18–24 year olds	-	-
Sexual victimization prior to 18 years, 18–24 year olds	-	-
Bullying victimization in the past 30 days/few months, 11–15 year olds	45	35
Involvement in physical fighting in the past 12 months, 13–15 year olds	47	23

a Subnational

b Total ban

c Countries may have data available from several other surveys but in the interests of global comparability, indicators from the most widely available internationally comparable surveys have been selected



GOVERNANCE AND MONITORING TO END VIOLENCE AGAINST CHILDREN

4 Government sectors with functions addressing violence against children, 1 of which has coordinating function

National action plan/s

	Funding		Funding	
Child maltreatment	YES	Full	School-based violence	YES Full
Youth violence	YES	Full	Gender-based violence	YES Full
Sexual violence	YES	Full	Other	NO -

Includes prevalence indicator/s: YES (All types)

IMPLEMENTATION OF INSPIRE STRATEGIES AND APPROACHES

Implementation and enforcement of laws

	Perceived enforcement		Perceived enforcement	
	Low	High	Low	High
Bans on corporal punishment in all settings	NO	-	Against weapons on school premises	YES
Against statutory rape	YES		Providing for victim compensation	NO Not asked
Against contact sexual violence excluding rape	YES		Providing for victim legal representation	YES Not asked
Against non-contact sexual violence	YES		Minimum age for alcohol sales	18 Not asked
Regulating civilian access to and use of firearms	YES			

	Level	Implementation support			Perceived reach	
		Funds	Tools	Training	Very few	Nearly all
Norms and values						
Strengthening non-violent norms	National	NO	YES	YES		
Community mobilization	National	YES	YES	YES		
Bystander interventions	National	NO	NO	YES		
Safe environments						
Addressing violence "hotspots"	National	YES	YES	YES		
Interrupting the spread of violence	National	YES	YES	YES		
Improving the built environment	National	YES	YES	YES		
Parent and caregiver support						
Home visiting	None	-	-	-	-	
Centre-based parenting support	National	YES	YES	YES		
Income and economic strengthening						
Cash transfers	National	YES	YES	YES		
Group savings and loans with gender equity training	None	-	-	-	-	
Microfinance and gender equity training	Subnational	-	-	-	-	
Response and support services						
Child protection services	National	YES	YES	YES		
Clinical services for sexual violence victims	National	YES	YES	YES		
Mental health services for victims	National	YES	YES	YES		
Mental health services for perpetrators	National	YES	NO	NO		
Identification and referral for victims	National	YES	YES	YES		
Identification and referral for perpetrators	None	-	-	-	-	
Education and life skills						
Increasing school enrolment	National	YES	YES	YES		
Helping children protect themselves from sexual abuse	Subnational	-	-	-	-	
Life and social skills training	National	YES	YES	YES		
School-based anti-bullying	National	YES	YES	YES		
School-based dating violence prevention	National	NO	YES	YES		
Reducing violence by school staff	National	NO	YES	NO		

VIOLENCE PREVALENCE FROM SELECTED MULTI-COUNTRY SURVEYS^a

	Male%	Female%
Experiencing violent discipline in the past month, 1–14 year olds	47	43
Witnessing physical violence in the home prior to 18 years, 18–24 year olds	-	-
Sexual victimization prior to 18 years, 18–24 year olds	-	-
Bullying victimization in the past 30 days/few months, 11–15 year olds	-	-
Involvement in physical fighting in the past 12 months, 13–15 year olds	-	-

^a Countries may have data available from several other surveys but in the interests of global comparability, indicators from the most widely available internationally comparable surveys have been selected



GOVERNANCE AND MONITORING TO END VIOLENCE AGAINST CHILDREN

11 Government sectors with functions addressing violence against children,
6 of which have coordinating function

National action plan/s

		Funding		Funding
Child maltreatment	YES	Partial	School-based violence	YES Partial
Youth violence	YES	Full	Gender-based violence	YES Full
Sexual violence	YES	Partial	Other	NO -

Includes prevalence indicator/s: NO

IMPLEMENTATION OF INSPIRE STRATEGIES AND APPROACHES

Implementation and enforcement of laws

	Perceived enforcement			Perceived enforcement	
	Low	High		Low	High
Bans on corporal punishment in all settings	-		Against weapons on school premises	YES	
Against statutory rape	YES		Providing for victim compensation	YES	Not asked
Against contact sexual violence excluding rape	YES		Providing for victim legal representation	YES	Not asked
Against non-contact sexual violence	YES		Minimum age for alcohol sales	-	Not asked
Regulating civilian access to and use of firearms	YES				

	Level	Implementation support			Perceived reach	
		Funds	Tools	Training	Very few	Nearly all
Norms and values						
Strengthening non-violent norms	National	YES	YES	YES		
Community mobilization	National	YES	YES	YES		
Bystander interventions	National	NO	NO	NO		

Safe environments

Addressing violence "hotspots"	None	-	-	-	-
Interrupting the spread of violence	None	-	-	-	-
Improving the built environment	None	-	-	-	-

Parent and caregiver support

Home visiting	None	-	-	-	-
Centre-based parenting support	None	-	-	-	-

Income and economic strengthening

Cash transfers	None	-	-	-	-
Group savings and loans with gender equity training	None	-	-	-	-
Microfinance and gender equity training	None	-	-	-	-

Response and support services

Child protection services	National	YES	YES	YES	
Clinical services for sexual violence victims	National	YES	YES	YES	
Mental health services for victims	National	NO	YES	NO	
Mental health services for perpetrators	National	YES	YES	YES	
Identification and referral for victims	National	NO	YES	NO	
Identification and referral for perpetrators	National	YES	YES	YES	

Education and life skills

Increasing school enrolment	National	YES	YES	YES	
Helping children protect themselves from sexual abuse	National	YES	YES	YES	
Life and social skills training	National	NO	YES	YES	
School-based anti-bullying	None	-	-	-	-
School-based dating violence prevention	None	-	-	-	-
Reducing violence by school staff	National	NO	NO	YES	

VIOLENCE PREVALENCE FROM SELECTED MULTI-COUNTRY SURVEYS^a

	Male%	Female%
Experiencing violent discipline in the past month, 1–14 year olds	-	-
Witnessing physical violence in the home prior to 18 years, 18–24 year olds	-	-
Sexual victimization prior to 18 years, 18–24 year olds	-	-
Bullying victimization in the past 30 days/few months, 11–15 year olds	-	-
Involvement in physical fighting in the past 12 months, 13–15 year olds	-	-

^a Countries may have data available from several other surveys but in the interests of global comparability, indicators from the most widely available internationally comparable surveys have been selected



GOVERNANCE AND MONITORING TO END VIOLENCE AGAINST CHILDREN

5 Government sectors with functions addressing violence against children,
5 of which have coordinating function

National action plan/s

		Funding		Funding
Child maltreatment	YES	Partial	School-based violence	YES Partial
Youth violence	YES	Partial	Gender-based violence	YES Partial
Sexual violence	YES	Partial	Other	NO -

Includes prevalence indicator/s: NO

IMPLEMENTATION OF INSPIRE STRATEGIES AND APPROACHES

Implementation and enforcement of laws

		Perceived enforcement				Perceived enforcement	
		Low	High			Low	High
Bans on corporal punishment in all settings	YES			Against weapons on school premises	NO	-	
Against statutory rape	YES			Providing for victim compensation	NO	Not asked	
Against contact sexual violence excluding rape	YES			Providing for victim legal representation	YES	Not asked	
Against non-contact sexual violence	YES			Minimum age for alcohol sales	20	Not asked	
Regulating civilian access to and use of firearms	YES						

	Level	Implementation support			Perceived reach	
		Funds	Tools	Training	Very few	Nearly all
Norms and values						
Strengthening non-violent norms	National	YES	YES	YES		
Community mobilization	National	YES	YES	YES		
Bystander interventions	National	YES	NO	YES		
Safe environments						
Addressing violence "hotspots"	None	-	-	-	-	
Interrupting the spread of violence	National	YES	YES	YES		
Improving the built environment	National	YES	NO	NO		
Parent and caregiver support						
Home visiting	National	YES	NO	YES		
Centre-based parenting support	National	YES	YES	YES		
Income and economic strengthening						
Cash transfers	National	YES	NO	YES		
Group savings and loans with gender equity training	-	-	-	-	-	
Microfinance and gender equity training	National	YES	YES	YES		
Response and support services						
Child protection services	National	YES	YES	YES		
Clinical services for sexual violence victims	National	YES	YES	YES		
Mental health services for victims	National	YES	YES	YES		
Mental health services for perpetrators	National	YES	NO	NO		
Identification and referral for victims	National	YES	YES	NO		
Identification and referral for perpetrators	National	YES	NO	YES		
Education and life skills						
Increasing school enrolment	National	YES	NO	NO		
Helping children protect themselves from sexual abuse	National	YES	YES	YES		
Life and social skills training	National	YES	YES	YES		
School-based anti-bullying	National	YES	YES	YES		
School-based dating violence prevention	National	YES	YES	YES		
Reducing violence by school staff	National	YES	YES	YES		

VIOLENCE PREVALENCE FROM SELECTED MULTI-COUNTRY SURVEYS^a

	Male%	Female%
Experiencing violent discipline in the past month, 1–14 year olds	55	49
Witnessing physical violence in the home prior to 18 years, 18–24 year olds	-	-
Sexual victimization prior to 18 years, 18–24 year olds	-	-
Bullying victimization in the past 30 days/few months, 11–15 year olds	19	15
Involvement in physical fighting in the past 12 months, 13–15 year olds	26	15

^a Countries may have data available from several other surveys but in the interests of global comparability, indicators from the most widely available internationally comparable surveys have been selected



GOVERNANCE AND MONITORING TO END VIOLENCE AGAINST CHILDREN

5 Government sectors with functions addressing violence against children,
5 of which have coordinating function

National action plan/s

	Funding			Funding	
Child maltreatment	NO	-	School-based violence	NO	-
Youth violence	NO	-	Gender-based violence	NO	-
Sexual violence	NO	-	Other	NO	-

Includes prevalence indicator/s: NO

IMPLEMENTATION OF INSPIRE STRATEGIES AND APPROACHES

Implementation and enforcement of laws

		Perceived enforcement				Perceived enforcement	
		Low	High			Low	High
Bans on corporal punishment in all settings	YES			Against weapons on school premises	NO	-	
Against statutory rape	YES			Providing for victim compensation	NO	Not asked	
Against contact sexual violence excluding rape	YES			Providing for victim legal representation	YES	Not asked	
Against non-contact sexual violence	YES			Minimum age for alcohol sales	18	Not asked	
Regulating civilian access to and use of firearms	YES						

	Level	Implementation support			Perceived reach	
		Funds	Tools	Training	Very few	Nearly all
Norms and values						
Strengthening non-violent norms	None	-	-	-	-	-
Community mobilization	None	-	-	-	-	-
Bystander interventions	None	-	-	-	-	-

Safe environments

Addressing violence "hotspots"	National	NO	NO	YES	
Interrupting the spread of violence	None	-	-	-	-
Improving the built environment	None	-	-	-	-

Parent and caregiver support

Home visiting	National	YES	YES	YES	
Centre-based parenting support	National	YES	YES	YES	

Income and economic strengthening

Cash transfers	-	-	-	-	-
Group savings and loans with gender equity training	None	-	-	-	-
Microfinance and gender equity training	-	-	-	-	-

Response and support services

Child protection services	National	YES	NO	YES	
Clinical services for sexual violence victims	National	YES	YES	NO	
Mental health services for victims	National	YES	YES	NO	
Mental health services for perpetrators	National	NO	YES	YES	
Identification and referral for victims	National	YES	YES	NO	
Identification and referral for perpetrators	None	-	-	-	-

Education and life skills

Increasing school enrolment	National	NO	NO	NO	
Helping children protect themselves from sexual abuse	National	NO	YES	NO	
Life and social skills training	National	NO	YES	NO	
School-based anti-bullying	National	YES	YES	YES	
School-based dating violence prevention	None	-	-	-	-
Reducing violence by school staff	National	NO	YES	NO	

VIOLENCE PREVALENCE FROM SELECTED MULTI-COUNTRY SURVEYS^a

	Male%	Female%
Experiencing violent discipline in the past month, 1–14 year olds	-	-
Witnessing physical violence in the home prior to 18 years, 18–24 year olds	-	-
Sexual victimization prior to 18 years, 18–24 year olds	-	-
Bullying victimization in the past 30 days/few months, 11–15 year olds	47	48
Involvement in physical fighting in the past 12 months, 13–15 year olds	52	22

^a Countries may have data available from several other surveys but in the interests of global comparability, indicators from the most widely available internationally comparable surveys have been selected



GOVERNANCE AND MONITORING TO END VIOLENCE AGAINST CHILDREN

7 Government sectors with functions addressing violence against children,
6 of which have coordinating function

National action plan/s

		Funding		Funding
Child maltreatment	YES	Partial	School-based violence	YES Partial
Youth violence	YES	Partial	Gender-based violence	YES Partial
Sexual violence	YES	Partial	Other	NO -

Includes prevalence indicator/s: NO

IMPLEMENTATION OF INSPIRE STRATEGIES AND APPROACHES

Implementation and enforcement of laws

		Perceived enforcement			Perceived enforcement	
		Low	High		Low	High
Bans on corporal punishment in all settings	NO	-		Against weapons on school premises	YES	
Against statutory rape	YES			Providing for victim compensation	YES	Not asked
Against contact sexual violence excluding rape	YES			Providing for victim legal representation	YES	Not asked
Against non-contact sexual violence	YES			Minimum age for alcohol sales	18	Not asked
Regulating civilian access to and use of firearms	YES					

	Level	Implementation support			Perceived reach	
		Funds	Tools	Training	Very few	Nearly all
Norms and values						
Strengthening non-violent norms	National	YES	YES	YES		
Community mobilization	None	-	-	-	-	-
Bystander interventions	Subnational	-	-	-	-	-

Safe environments

Addressing violence "hotspots"	National	YES	YES	YES	
Interrupting the spread of violence	None	-	-	-	-
Improving the built environment	National	YES	NO	NO	

Parent and caregiver support

Home visiting	None	-	-	-	-
Centre-based parenting support	National	YES	YES	YES	

Income and economic strengthening

Cash transfers	National	YES	YES	YES	
Group savings and loans with gender equity training	None	-	-	-	-
Microfinance and gender equity training	None	-	-	-	-

Response and support services

Child protection services	National	YES	YES	YES	
Clinical services for sexual violence victims	National	YES	YES	YES	
Mental health services for victims	National	YES	YES	YES	
Mental health services for perpetrators	None	-	-	-	-
Identification and referral for victims	National	YES	NO	NO	
Identification and referral for perpetrators	None	-	-	-	-

Education and life skills

Increasing school enrolment	National	YES	YES	YES	
Helping children protect themselves from sexual abuse	National	YES	YES	YES	
Life and social skills training	National	YES	YES	YES	
School-based anti-bullying	National	NO	NO	NO	
School-based dating violence prevention	None	-	-	-	-
Reducing violence by school staff	National	YES	YES	YES	

VIOLENCE PREVALENCE FROM SELECTED MULTI-COUNTRY SURVEYS^a

	Male%	Female%
Experiencing violent discipline in the past month, 1–14 year olds	-	-
Witnessing physical violence in the home prior to 18 years, 18–24 year olds	-	-
Sexual victimization prior to 18 years, 18–24 year olds	-	-
Bullying victimization in the past 30 days/few months, 11–15 year olds	53	49
Involvement in physical fighting in the past 12 months, 13–15 year olds	44	34

^a Countries may have data available from several other surveys but in the interests of global comparability, indicators from the most widely available internationally comparable surveys have been selected



GOVERNANCE AND MONITORING TO END VIOLENCE AGAINST CHILDREN

3 Government sectors with functions addressing violence against children,
1 of which has coordinating function

National action plan/s

	Funding			Funding	
Child maltreatment	NO	-	School-based violence	NO	-
Youth violence	NO	-	Gender-based violence	NO	-
Sexual violence	NO	-	Other	YES	Full

Includes prevalence indicator/s: NO

IMPLEMENTATION OF INSPIRE STRATEGIES AND APPROACHES

Implementation and enforcement of laws

		Perceived enforcement				Perceived enforcement	
		Low	High			Low	High
Bans on corporal punishment in all settings	YES			Against weapons on school premises	YES		
Against statutory rape	YES			Providing for victim compensation	YES	Not asked	
Against contact sexual violence excluding rape	YES			Providing for victim legal representation	YES	Not asked	
Against non-contact sexual violence	YES			Minimum age for alcohol sales	18	Not asked	
Regulating civilian access to and use of firearms	YES						

	Level	Implementation support			Perceived reach	
		Funds	Tools	Training	Very few	Nearly all
Norms and values						
Strengthening non-violent norms	National	NO	YES	YES		
Community mobilization	National	YES	YES	YES	-	
Bystander interventions	National	YES	YES	YES		
Safe environments						
Addressing violence "hotspots"	National	NO	YES	YES		
Interrupting the spread of violence	National	NO	YES	YES		
Improving the built environment	None	-	-	-	-	
Parent and caregiver support						
Home visiting	National	YES	YES	YES		
Centre-based parenting support	National	YES	YES	YES		
Income and economic strengthening						
Cash transfers	National	YES	YES	YES		
Group savings and loans with gender equity training	None	-	-	-	-	
Microfinance and gender equity training	None	-	-	-	-	
Response and support services						
Child protection services	National	YES	YES	YES		
Clinical services for sexual violence victims	National	YES	YES	NO		
Mental health services for victims	National	YES	NO	NO		
Mental health services for perpetrators	National	YES	NO	NO		
Identification and referral for victims	National	YES	YES	NO		
Identification and referral for perpetrators	National	YES	YES	NO		
Education and life skills						
Increasing school enrolment	National	YES	YES	YES		
Helping children protect themselves from sexual abuse	National	YES	NO	NO		
Life and social skills training	National	YES	NO	NO		
School-based anti-bullying	National	YES	NO	NO		
School-based dating violence prevention	National	YES	NO	NO		
Reducing violence by school staff	Subnational	-	-	-	-	

VIOLENCE PREVALENCE FROM SELECTED MULTI-COUNTRY SURVEYS^a

	Male%	Female%
Experiencing violent discipline in the past month, 1–14 year olds	-	-
Witnessing physical violence in the home prior to 18 years, 18–24 year olds	-	-
Sexual victimization prior to 18 years, 18–24 year olds	-	-
Bullying victimization in the past 30 days/few months, 11–15 year olds	32	29
Involvement in physical fighting in the past 12 months, 13–15 year olds	-	-

^a Countries may have data available from several other surveys but in the interests of global comparability, indicators from the most widely available internationally comparable surveys have been selected



GOVERNANCE AND MONITORING TO END VIOLENCE AGAINST CHILDREN

7 Government sectors with functions addressing violence against children,
2 of which have coordinating function

National action plan/s

		Funding			Funding	
		YES	Full		YES	Full
Child maltreatment	YES	Full	School-based violence	YES	Full	
Youth violence	YES	Full	Gender-based violence	YES	Partial	
Sexual violence	YES	Full	Other	NO	-	

Includes prevalence indicator/s: NO

IMPLEMENTATION OF INSPIRE STRATEGIES AND APPROACHES

Implementation and enforcement of laws

		Perceived enforcement			Perceived enforcement	
		Low	High		Low	High
Bans on corporal punishment in all settings	YES		Against weapons on school premises	YES		
Against statutory rape	YES		Providing for victim compensation	YES	Not asked	
Against contact sexual violence excluding rape	YES		Providing for victim legal representation	YES	Not asked	
Against non-contact sexual violence	YES		Minimum age for alcohol sales	18	Not asked	
Regulating civilian access to and use of firearms	YES					

	Level	Implementation support			Perceived reach	
		Funds	Tools	Training	Very few	Nearly all
Norms and values						
Strengthening non-violent norms	National	YES	YES	YES		
Community mobilization	Subnational	-	-	-	-	-
Bystander interventions	National	YES	YES	NO		
Safe environments						
Addressing violence "hotspots"	Subnational	-	-	-	-	-
Interrupting the spread of violence	National	YES	YES	YES		
Improving the built environment	National	YES	YES	YES		
Parent and caregiver support						
Home visiting	National	YES	YES	YES		
Centre-based parenting support	National	YES	YES	YES		
Income and economic strengthening						
Cash transfers	National	YES	YES	NO		
Group savings and loans with gender equity training	None	-	-	-	-	-
Microfinance and gender equity training	None	-	-	-	-	-
Response and support services						
Child protection services	National	YES	YES	YES		
Clinical services for sexual violence victims	National	YES	YES	YES		
Mental health services for victims	National	YES	YES	NO		
Mental health services for perpetrators	National	YES	NO	NO		
Identification and referral for victims	National	YES	YES	YES		
Identification and referral for perpetrators	National	YES	YES	YES		
Education and life skills						
Increasing school enrolment	National	YES	YES	YES		
Helping children protect themselves from sexual abuse	National	YES	YES	YES		
Life and social skills training	National	YES	YES	YES		
School-based anti-bullying	National	YES	YES	YES		
School-based dating violence prevention	National	YES	YES	YES		
Reducing violence by school staff	National	YES	YES	YES		

VIOLENCE PREVALENCE FROM SELECTED MULTI-COUNTRY SURVEYS^a

	Male%	Female%
Experiencing violent discipline in the past month, 1–14 year olds	-	-
Witnessing physical violence in the home prior to 18 years, 18–24 year olds	-	-
Sexual victimization prior to 18 years, 18–24 year olds	-	-
Bullying victimization in the past 30 days/few months, 11–15 year olds	43	36
Involvement in physical fighting in the past 12 months, 13–15 year olds	-	-

^a Countries may have data available from several other surveys but in the interests of global comparability, indicators from the most widely available internationally comparable surveys have been selected



GOVERNANCE AND MONITORING TO END VIOLENCE AGAINST CHILDREN

6 Government sectors with functions addressing violence against children,
 6 of which have coordinating function

National action plan/s

National action plan/s	Funding			Funding	
	YES	Full		YES	Full
Child maltreatment	YES	Full	School-based violence	YES	Full
Youth violence	YES	Full	Gender-based violence	YES	Full
Sexual violence	YES	Full	Other	NO	-

Includes prevalence indicator/s: -

IMPLEMENTATION OF INSPIRE STRATEGIES AND APPROACHES

Implementation and enforcement of laws

		Perceived enforcement			Perceived enforcement	
		Low	High		Low	High
Bans on corporal punishment in all settings	YES			Against weapons on school premises	YES	
Against statutory rape	YES			Providing for victim compensation	-	Not asked
Against contact sexual violence excluding rape	YES			Providing for victim legal representation	-	Not asked
Against non-contact sexual violence	YES			Minimum age for alcohol sales	-	Not asked
Regulating civilian access to and use of firearms	YES					

	Level	Implementation support			Perceived reach	
		Funds	Tools	Training	Very few	Nearly all
Norms and values						
Strengthening non-violent norms	-	-	-	-	-	-
Community mobilization	-	-	-	-	-	-
Bystander interventions	-	-	-	-	-	-

Safe environments

Addressing violence "hotspots"	-	-	-	-	-
Interrupting the spread of violence	-	-	-	-	-
Improving the built environment	Subnational	-	-	-	-

Parent and caregiver support

Home visiting	-	-	-	-	-
Centre-based parenting support	Subnational	-	-	-	-

Income and economic strengthening

Cash transfers	National	YES	YES	YES	
Group savings and loans with gender equity training	Subnational	-	-	-	-
Microfinance and gender equity training	-	-	-	-	-

Response and support services

Child protection services	None	-	-	-	-
Clinical services for sexual violence victims	Subnational	-	-	-	-
Mental health services for victims	Subnational	-	-	-	-
Mental health services for perpetrators	National	YES	YES	YES	
Identification and referral for victims	National	YES	YES	YES	
Identification and referral for perpetrators	National	YES	YES	YES	

Education and life skills

Increasing school enrolment	National	YES	YES	YES	
Helping children protect themselves from sexual abuse	National	YES	NO	YES	
Life and social skills training	Subnational	-	-	-	-
School-based anti-bullying	Subnational	-	-	-	-
School-based dating violence prevention	None	-	-	-	-
Reducing violence by school staff	Subnational	-	-	-	-

VIOLENCE PREVALENCE FROM SELECTED MULTI-COUNTRY SURVEYS^a

	Male%	Female%
Experiencing violent discipline in the past month, 1–14 year olds	53 ^b	46 ^b
Witnessing physical violence in the home prior to 18 years, 18–24 year olds	-	-
Sexual victimization prior to 18 years, 18–24 year olds	-	-
Bullying victimization in the past 30 days/few months, 11–15 year olds	49	35
Involvement in physical fighting in the past 12 months, 13–15 year olds	63	38

a Countries may have data available from several other surveys but in the interests of global comparability, indicators from the most widely available internationally comparable surveys have been selected

b Data differ from the standard definition or refer to only part of the country



GOVERNANCE AND MONITORING TO END VIOLENCE AGAINST CHILDREN

5 Government sectors with functions addressing violence against children,
2 of which have coordinating function

National action plan/s

	Funding		Funding	
Child maltreatment	YES	Full	School-based violence	YES Full
Youth violence	YES	Full	Gender-based violence	YES Full
Sexual violence	YES	Full	Other	NO -

Includes prevalence indicator/s: YES (All types)

IMPLEMENTATION OF INSPIRE STRATEGIES AND APPROACHES

Implementation and enforcement of laws

		Perceived enforcement			Perceived enforcement	
		Low	High		Low	High
Bans on corporal punishment in all settings	NO			Against weapons on school premises	NO	-
Against statutory rape	YES			Providing for victim compensation	YES	Not asked
Against contact sexual violence excluding rape	YES			Providing for victim legal representation	YES	Not asked
Against non-contact sexual violence	YES			Minimum age for alcohol sales	19	Not asked
Regulating civilian access to and use of firearms	YES					

	Level	Implementation support			Perceived reach	
		Funds	Tools	Training	Very few	Nearly all
Norms and values						
Strengthening non-violent norms	National	YES	NO	YES		
Community mobilization	National	YES	NO	YES		
Bystander interventions	National	YES	YES	YES		
Safe environments						
Addressing violence "hotspots"	National	NO	YES	NO		
Interrupting the spread of violence	Subnational	-	-	-	-	-
Improving the built environment	National	NO	YES	NO		
Parent and caregiver support						
Home visiting	National	YES	YES	YES		
Centre-based parenting support	National	YES	YES	YES		
Income and economic strengthening						
Cash transfers	National	YES	YES	NO		
Group savings and loans with gender equity training	None	-	-	-	-	-
Microfinance and gender equity training	None	-	-	-	-	-
Response and support services						
Child protection services	National	YES	YES	YES		
Clinical services for sexual violence victims	National	YES	NO	NO		
Mental health services for victims	National	YES	YES	NO		
Mental health services for perpetrators	National	YES	YES	NO		
Identification and referral for victims	National	NO	YES	YES		
Identification and referral for perpetrators	National	NO	YES	YES		
Education and life skills						
Increasing school enrolment	National	YES	YES	YES		
Helping children protect themselves from sexual abuse	National	YES	YES	YES		
Life and social skills training	National	YES	NO	YES		
School-based anti-bullying	National	YES	NO	YES		
School-based dating violence prevention	National	YES	YES	YES		
Reducing violence by school staff	National	YES	YES	YES		

VIOLENCE PREVALENCE FROM SELECTED MULTI-COUNTRY SURVEYS^a

	Male%	Female%
Experiencing violent discipline in the past month, 1–14 year olds	-	-
Witnessing physical violence in the home prior to 18 years, 18–24 year olds	-	-
Sexual victimization prior to 18 years, 18–24 year olds	-	-
Bullying victimization in the past 30 days/few months, 11–15 year olds	-	-
Involvement in physical fighting in the past 12 months, 13–15 year olds	-	-

^a Countries may have data available from several other surveys but in the interests of global comparability, indicators from the most widely available internationally comparable surveys have been selected



GOVERNANCE AND MONITORING TO END VIOLENCE AGAINST CHILDREN

4 Government sectors with functions addressing violence against children,
1 of which has coordinating function

National action plan/s

		Funding		Funding
Child maltreatment	YES	Partial	School-based violence	YES Partial
Youth violence	YES	Partial	Gender-based violence	YES Partial
Sexual violence	YES	Partial	Other	NO -

Includes prevalence indicator/s: NO

IMPLEMENTATION OF INSPIRE STRATEGIES AND APPROACHES

Implementation and enforcement of laws

		Perceived enforcement			Perceived enforcement	
		Low	High		Low	High
Bans on corporal punishment in all settings	YES			Against weapons on school premises	YES	
Against statutory rape	YES			Providing for victim compensation	YES	Not asked
Against contact sexual violence excluding rape	YES			Providing for victim legal representation	YES	Not asked
Against non-contact sexual violence	YES			Minimum age for alcohol sales	18	Not asked
Regulating civilian access to and use of firearms	YES					

	Level	Implementation support			Perceived reach	
		Funds	Tools	Training	Very few	Nearly all
Norms and values						
Strengthening non-violent norms	National	NO	YES	NO		
Community mobilization	-	-	-	-	-	-
Bystander interventions	None	-	-	-	-	-
Safe environments						
Addressing violence "hotspots"	National	YES	YES	YES		
Interrupting the spread of violence	National	YES	YES	YES		
Improving the built environment	National	YES	YES	NO		
Parent and caregiver support						
Home visiting	National	YES	YES	YES		
Centre-based parenting support	National	YES	YES	YES		
Income and economic strengthening						
Cash transfers	National	YES	YES	YES		
Group savings and loans with gender equity training	None	-	-	-	-	-
Microfinance and gender equity training	None	-	-	-	-	-
Response and support services						
Child protection services	National	YES	YES	YES		
Clinical services for sexual violence victims	Subnational	-	-	-	-	-
Mental health services for victims	National	NO	YES	NO		
Mental health services for perpetrators	None	-	-	-	-	-
Identification and referral for victims	National	YES	YES	NO		
Identification and referral for perpetrators	None	-	-	-	-	-
Education and life skills						
Increasing school enrolment	National	YES	YES	YES		
Helping children protect themselves from sexual abuse	National	YES	YES	NO		
Life and social skills training	National	NO	YES	YES		
School-based anti-bullying	National	NO	YES	YES		
School-based dating violence prevention	None	-	-	-	-	-
Reducing violence by school staff	National	NO	YES	NO		

VIOLENCE PREVALENCE FROM SELECTED MULTI-COUNTRY SURVEYS^a

	Male%	Female%
Experiencing violent discipline in the past month, 1–14 year olds	77 ^b	74 ^b
Witnessing physical violence in the home prior to 18 years, 18–24 year olds	-	-
Sexual victimization prior to 18 years, 18–24 year olds	-	-
Bullying victimization in the past 30 days/few months, 11–15 year olds	34	35
Involvement in physical fighting in the past 12 months, 13–15 year olds	-	-

a Countries may have data available from several other surveys but in the interests of global comparability, indicators from the most widely available internationally comparable surveys have been selected

b Data differ from the standard definition or refer to only part of the country



GOVERNANCE AND MONITORING TO END VIOLENCE AGAINST CHILDREN

8 Government sectors with functions addressing violence against children,
4 of which have coordinating function

National action plan/s

	Funding		Funding	
	YES	Full	YES	Full
Child maltreatment	YES	Full	School-based violence	YES Full
Youth violence	YES	Full	Gender-based violence	YES Full
Sexual violence	YES	Full	Other	NO -

Includes prevalence indicator/s: NO

IMPLEMENTATION OF INSPIRE STRATEGIES AND APPROACHES

Implementation and enforcement of laws

	YES	Perceived enforcement			YES	Perceived enforcement	
		Low	High			Low	High
Bans on corporal punishment in all settings	YES			Against weapons on school premises	YES		
Against statutory rape	YES			Providing for victim compensation	YES	Not asked	
Against contact sexual violence excluding rape	YES			Providing for victim legal representation	YES	Not asked	
Against non-contact sexual violence	YES			Minimum age for alcohol sales	18	Not asked	
Regulating civilian access to and use of firearms	YES						

	Level	Implementation support			Perceived reach	
		Funds	Tools	Training	Very few	Nearly all
Norms and values						
Strengthening non-violent norms	National	YES	YES	YES		
Community mobilization	None	-	-	-	-	-
Bystander interventions	None	-	-	-	-	-

Safe environments

Addressing violence "hotspots"	None	-	-	-	-
Interrupting the spread of violence	None	-	-	-	-
Improving the built environment	None	-	-	-	-

Parent and caregiver support

Home visiting	National	YES	YES	YES	
Centre-based parenting support	National	YES	YES	YES	

Income and economic strengthening

Cash transfers	None	-	-	-	-
Group savings and loans with gender equity training	None	-	-	-	-
Microfinance and gender equity training	None	-	-	-	-

Response and support services

Child protection services	National	YES	YES	YES	
Clinical services for sexual violence victims	National	YES	YES	NO	
Mental health services for victims	National	YES	YES	NO	
Mental health services for perpetrators	National	YES	YES	NO	
Identification and referral for victims	National	NO	YES	NO	
Identification and referral for perpetrators	National	NO	YES	NO	


Education and life skills

Increasing school enrolment	National	YES	YES	YES	
Helping children protect themselves from sexual abuse	Subnational	-	-	-	-
Life and social skills training	None	-	-	-	-
School-based anti-bullying	None	-	-	-	-
School-based dating violence prevention	None	-	-	-	-
Reducing violence by school staff	None	-	-	-	-

VIOLENCE PREVALENCE FROM SELECTED MULTI-COUNTRY SURVEYS^a

	Male%	Female%
Experiencing violent discipline in the past month, 1–14 year olds	-	-
Witnessing physical violence in the home prior to 18 years, 18–24 year olds	-	-
Sexual victimization prior to 18 years, 18–24 year olds	-	-
Bullying victimization in the past 30 days/few months, 11–15 year olds	37	31
Involvement in physical fighting in the past 12 months, 13–15 year olds	-	-

^a Countries may have data available from several other surveys but in the interests of global comparability, indicators from the most widely available internationally comparable surveys have been selected



GOVERNANCE AND MONITORING TO END VIOLENCE AGAINST CHILDREN

8 Government sectors with functions addressing violence against children,
1 of which has coordinating function

National action plan/s

	Funding			Funding	
Child maltreatment	NO	-	School-based violence	NO	-
Youth violence	NO	-	Gender-based violence	NO	-
Sexual violence	NO	-	Other	NO	-

Includes prevalence indicator/s: NO

IMPLEMENTATION OF INSPIRE STRATEGIES AND APPROACHES

Implementation and enforcement of laws

	Perceived enforcement			Perceived enforcement	
	Low	High		Low	High
Bans on corporal punishment in all settings	NO	-	Against weapons on school premises	YES	
Against statutory rape	YES		Providing for victim compensation	NO	Not asked
Against contact sexual violence excluding rape	YES		Providing for victim legal representation	YES	Not asked
Against non-contact sexual violence	YES		Minimum age for alcohol sales	18	Not asked
Regulating civilian access to and use of firearms	YES				

	Level	Implementation support			Perceived reach	
		Funds	Tools	Training	Very few	Nearly all
Norms and values						
Strengthening non-violent norms	National	YES	NO	NO		
Community mobilization	National	NO	NO	YES		
Bystander interventions	Subnational	-	-	-	-	-
Safe environments						
Addressing violence "hotspots"	National	YES	YES	YES		
Interrupting the spread of violence	National	YES	YES	YES		
Improving the built environment	Subnational	-	-	-	-	-
Parent and caregiver support						
Home visiting	National	YES	YES	YES		
Centre-based parenting support	National	YES	YES	YES		
Income and economic strengthening						
Cash transfers	National	YES	YES	YES		
Group savings and loans with gender equity training	None	-	-	-	-	-
Microfinance and gender equity training	None	-	-	-	-	-
Response and support services						
Child protection services	National	YES	YES	YES		
Clinical services for sexual violence victims	National	YES	YES	YES		
Mental health services for victims	National	YES	YES	YES		
Mental health services for perpetrators	National	YES	YES	YES		
Identification and referral for victims	National	YES	YES	YES		
Identification and referral for perpetrators	National	YES	YES	YES		
Education and life skills						
Increasing school enrolment	National	YES	YES	YES		
Helping children protect themselves from sexual abuse	Subnational	-	-	-	-	-
Life and social skills training	National	YES	YES	YES		
School-based anti-bullying	Subnational	-	-	-	-	-
School-based dating violence prevention	Subnational	-	-	-	-	-
Reducing violence by school staff	National	YES	YES	YES		

VIOLENCE PREVALENCE FROM SELECTED MULTI-COUNTRY SURVEYS^a

	Male%	Female%
Experiencing violent discipline in the past month, 1–14 year olds	-	-
Witnessing physical violence in the home prior to 18 years, 18–24 year olds	-	-
Sexual victimization prior to 18 years, 18–24 year olds	-	-
Bullying victimization in the past 30 days/few months, 11–15 year olds	45	41
Involvement in physical fighting in the past 12 months, 13–15 year olds	-	-

^a Countries may have data available from several other surveys but in the interests of global comparability, indicators from the most widely available internationally comparable surveys have been selected



GOVERNANCE AND MONITORING TO END VIOLENCE AGAINST CHILDREN

1 Government sector with functions addressing violence against children,
1 of which has coordinating function

National action plan/s

		Funding		Funding
Child maltreatment	YES	Partial	School-based violence	YES Partial
Youth violence	YES	Partial	Gender-based violence	YES Partial
Sexual violence	YES	Partial	Other	NO -

Includes prevalence indicator/s: NO

IMPLEMENTATION OF INSPIRE STRATEGIES AND APPROACHES

Implementation and enforcement of laws

		Perceived enforcement				Perceived enforcement	
		Low	High			Low	High
Bans on corporal punishment in all settings	NO	-		Against weapons on school premises	NO	-	
Against statutory rape	YES			Providing for victim compensation	-	Not asked	
Against contact sexual violence excluding rape	YES			Providing for victim legal representation	NO	Not asked	
Against non-contact sexual violence	YES			Minimum age for alcohol sales	16	Not asked	
Regulating civilian access to and use of firearms	YES						

	Level	Implementation support			Perceived reach	
		Funds	Tools	Training	Very few	Nearly all
Norms and values						
Strengthening non-violent norms	National	NO	YES	YES		
Community mobilization	None	-	-	-	-	-
Bystander interventions	None	-	-	-	-	-
Safe environments						
Addressing violence "hotspots"	None	-	-	-	-	-
Interrupting the spread of violence	None	-	-	-	-	-
Improving the built environment	None	-	-	-	-	-
Parent and caregiver support						
Home visiting	None	-	-	-	-	-
Centre-based parenting support	None	-	-	-	-	-
Income and economic strengthening						
Cash transfers	None	-	-	-	-	-
Group savings and loans with gender equity training	None	-	-	-	-	-
Microfinance and gender equity training	None	-	-	-	-	-
Response and support services						
Child protection services	National	YES	YES	YES		
Clinical services for sexual violence victims	National	YES	YES	YES		
Mental health services for victims	Subnational	-	-	-	-	-
Mental health services for perpetrators	None	-	-	-	-	-
Identification and referral for victims	National	YES	YES	YES		
Identification and referral for perpetrators	None	-	-	-	-	-
Education and life skills						
Increasing school enrolment	National	YES	YES	YES		
Helping children protect themselves from sexual abuse	National	YES	YES	YES		
Life and social skills training	National	NO	YES	YES	-	-
School-based anti-bullying	None	-	-	-	-	-
School-based dating violence prevention	None	-	-	-	-	-
Reducing violence by school staff	None	-	-	-	-	-

VIOLENCE PREVALENCE FROM SELECTED MULTI-COUNTRY SURVEYS^a

	Male%	Female%
Experiencing violent discipline in the past month, 1–14 year olds	71 ^b	64 ^b
Witnessing physical violence in the home prior to 18 years, 18–24 year olds	-	-
Sexual victimization prior to 18 years, 18–24 year olds	-	-
Bullying victimization in the past 30 days/few months, 11–15 year olds	25	25
Involvement in physical fighting in the past 12 months, 13–15 year olds	52	31

a Countries may have data available from several other surveys but in the interests of global comparability, indicators from the most widely available internationally comparable surveys have been selected

b Data differ from the standard definition or refer to only part of the country



GOVERNANCE AND MONITORING TO END VIOLENCE AGAINST CHILDREN

7 Government sectors with functions addressing violence against children,
5 of which have coordinating function

National action plan/s

National action plan/s	Funding			Funding	
	YES	Partial		YES	Partial
Child maltreatment	YES	Partial	School-based violence	YES	Partial
Youth violence	YES	Partial	Gender-based violence	YES	Partial
Sexual violence	YES	Partial	Other	NO	-

Includes prevalence indicator/s: NO

IMPLEMENTATION OF INSPIRE STRATEGIES AND APPROACHES

Implementation and enforcement of laws

		Perceived enforcement			Perceived enforcement	
		Low	High		Low	High
Bans on corporal punishment in all settings	NO			Against weapons on school premises	NO	-
Against statutory rape	YES			Providing for victim compensation	NO	Not asked
Against contact sexual violence excluding rape	YES			Providing for victim legal representation	YES	Not asked
Against non-contact sexual violence	YES			Minimum age for alcohol sales	21	Not asked
Regulating civilian access to and use of firearms	YES					

	Level	Implementation support			Perceived reach	
		Funds	Tools	Training	Very few	Nearly all
Norms and values						
Strengthening non-violent norms	Subnational	-	-	-	-	-
Community mobilization	National	YES	YES	YES		
Bystander interventions	Subnational	-	-	-	-	-
Safe environments						
Addressing violence "hotspots"	None	-	-	-	-	-
Interrupting the spread of violence	None	-	-	-	-	-
Improving the built environment	None	-	-	-	-	-
Parent and caregiver support						
Home visiting	None	-	-	-	-	-
Centre-based parenting support	None	-	-	-	-	-
Income and economic strengthening						
Cash transfers	None	-	-	-	-	-
Group savings and loans with gender equity training	None	-	-	-	-	-
Microfinance and gender equity training	Subnational	-	-	-	-	-
Response and support services						
Child protection services	Subnational	-	-	-	-	-
Clinical services for sexual violence victims	National	YES	YES	NO		
Mental health services for victims	None	-	-	-	-	-
Mental health services for perpetrators	None	-	-	-	-	-
Identification and referral for victims	None	-	-	-	-	-
Identification and referral for perpetrators	None	-	-	-	-	-
Education and life skills						
Increasing school enrolment	National	YES	NO	NO		
Helping children protect themselves from sexual abuse	National	YES	YES	YES		
Life and social skills training	National	NO	YES	NO		
School-based anti-bullying	National	YES	YES	YES		
School-based dating violence prevention	None	-	-	-	-	-
Reducing violence by school staff	National	YES	YES	YES		

VIOLENCE PREVALENCE FROM SELECTED MULTI-COUNTRY SURVEYS^a

	Male%	Female%
Experiencing violent discipline in the past month, 1–14 year olds	-	-
Witnessing physical violence in the home prior to 18 years, 18–24 year olds	-	-
Sexual victimization prior to 18 years, 18–24 year olds	-	-
Bullying victimization in the past 30 days/few months, 11–15 year olds	79	69
Involvement in physical fighting in the past 12 months, 13–15 year olds	73	62

^a Countries may have data available from several other surveys but in the interests of global comparability, indicators from the most widely available internationally comparable surveys have been selected



GOVERNANCE AND MONITORING TO END VIOLENCE AGAINST CHILDREN

1 Government sector with functions addressing violence against children,
1 of which has coordinating function

National action plan/s	Funding		Funding	
Child maltreatment	YES	Full	School-based violence	NO -
Youth violence	NO	-	Gender-based violence	NO -
Sexual violence	NO	-	Other	NO -

Includes prevalence indicator/s: NO

IMPLEMENTATION OF INSPIRE STRATEGIES AND APPROACHES

Implementation and enforcement of laws

		Perceived enforcement				Perceived enforcement	
		Low	High			Low	High
Bans on corporal punishment in all settings	YES			Against weapons on school premises	YES		
Against statutory rape	YES			Providing for victim compensation	YES	Not asked	
Against contact sexual violence excluding rape	YES			Providing for victim legal representation	YES	Not asked	
Against non-contact sexual violence	YES			Minimum age for alcohol sales	16	Not asked	
Regulating civilian access to and use of firearms	YES						

	Level	Implementation support			Perceived reach	
		Funds	Tools	Training	Very few	Nearly all
Norms and values						
Strengthening non-violent norms	National	YES	YES	YES		
Community mobilization	National	YES	YES	YES	-	
Bystander interventions	National	YES	YES	YES		
Safe environments						
Addressing violence "hotspots"	National	YES	YES	YES		
Interrupting the spread of violence	National	YES	YES	YES		
Improving the built environment	National	YES	YES	YES		
Parent and caregiver support						
Home visiting	National	YES	YES	YES		
Centre-based parenting support	National	YES	YES	YES		
Income and economic strengthening						
Cash transfers	National	YES	YES	YES		
Group savings and loans with gender equity training	None	-	-	-	-	
Microfinance and gender equity training	None	-	-	-	-	
Response and support services						
Child protection services	National	YES	YES	YES		
Clinical services for sexual violence victims	National	YES	YES	YES		
Mental health services for victims	National	YES	YES	YES		
Mental health services for perpetrators	National	YES	YES	YES		
Identification and referral for victims	National	YES	YES	YES		
Identification and referral for perpetrators	National	YES	YES	YES	-	
Education and life skills						
Increasing school enrolment	National	YES	YES	YES		
Helping children protect themselves from sexual abuse	None	-	-	-	-	
Life and social skills training	National	YES	YES	YES		
School-based anti-bullying	National	YES	YES	YES		
School-based dating violence prevention	National	YES	YES	YES		
Reducing violence by school staff	National	YES	YES	YES		

VIOLENCE PREVALENCE FROM SELECTED MULTI-COUNTRY SURVEYS^a

	Male%	Female%
Experiencing violent discipline in the past month, 1–14 year olds	-	-
Witnessing physical violence in the home prior to 18 years, 18–24 year olds	-	-
Sexual victimization prior to 18 years, 18–24 year olds	-	-
Bullying victimization in the past 30 days/few months, 11–15 year olds	-	-
Involvement in physical fighting in the past 12 months, 13–15 year olds	-	-

^a Countries may have data available from several other surveys but in the interests of global comparability, indicators from the most widely available internationally comparable surveys have been selected



GOVERNANCE AND MONITORING TO END VIOLENCE AGAINST CHILDREN

0 Government sectors with functions addressing violence against children,
0 of which have coordinating function

National action plan/s

	Funding			Funding	
Child maltreatment	NO	-	School-based violence	NO	-
Youth violence	NO	-	Gender-based violence	NO	-
Sexual violence	NO	-	Other	NO	-

Includes prevalence indicator/s: NO

IMPLEMENTATION OF INSPIRE STRATEGIES AND APPROACHES

Implementation and enforcement of laws

	Perceived enforcement			Perceived enforcement	
	Low	High		Low	High
Bans on corporal punishment in all settings	NO	-	Against weapons on school premises	YES	
Against statutory rape	YES		Providing for victim compensation	NO	Not asked
Against contact sexual violence excluding rape	YES		Providing for victim legal representation	NO	Not asked
Against non-contact sexual violence	YES		Minimum age for alcohol sales	18	Not asked
Regulating civilian access to and use of firearms	YES				

	Level	Implementation support			Perceived reach	
		Funds	Tools	Training	Very few	Nearly all
Norms and values						
Strengthening non-violent norms	None	-	-	-	-	-
Community mobilization	None	-	-	-	-	-
Bystander interventions	None	-	-	-	-	-

Safe environments

Addressing violence "hotspots"	-	-	-	-	-	-
Interrupting the spread of violence	-	-	-	-	-	-
Improving the built environment	None	-	-	-	-	-

Parent and caregiver support

Home visiting	National	YES	YES	YES	
Centre-based parenting support	National	YES	YES	YES	

Income and economic strengthening

Cash transfers	None	-	-	-	-
Group savings and loans with gender equity training	National	NO	NO	YES	
Microfinance and gender equity training	National	NO	YES	YES	

Response and support services

Child protection services	National	YES	YES	NO	
Clinical services for sexual violence victims	None	-	-	-	-
Mental health services for victims	None	-	-	-	-
Mental health services for perpetrators	None	-	-	-	-
Identification and referral for victims	None	-	-	-	-
Identification and referral for perpetrators	None	-	-	-	-

Education and life skills

Increasing school enrolment	National	YES	YES	YES	
Helping children protect themselves from sexual abuse	National	YES	YES	YES	
Life and social skills training	National	YES	YES	YES	
School-based anti-bullying	National	NO	NO	YES	
School-based dating violence prevention	None	-	-	-	-
Reducing violence by school staff	None	-	-	-	-

VIOLENCE PREVALENCE FROM SELECTED MULTI-COUNTRY SURVEYS^a

	Male%	Female%
Experiencing violent discipline in the past month, 1–14 year olds	80	79
Witnessing physical violence in the home prior to 18 years, 18–24 year olds	-	-
Sexual victimization prior to 18 years, 18–24 year olds	-	-
Bullying victimization in the past 30 days/few months, 11–15 year olds	-	-
Involvement in physical fighting in the past 12 months, 13–15 year olds	-	-

^a Countries may have data available from several other surveys but in the interests of global comparability, indicators from the most widely available internationally comparable surveys have been selected

GOVERNANCE AND MONITORING TO END VIOLENCE AGAINST CHILDREN

4 Government sectors with functions addressing violence against children,
2 of which have coordinating function

National action plan/s

		Funding		Funding
Child maltreatment	YES	Full	School-based violence	YES Full
Youth violence	YES	Full	Gender-based violence	YES Full
Sexual violence	YES	Full	Other	NO -

Includes prevalence indicator/s: NO

IMPLEMENTATION OF INSPIRE STRATEGIES AND APPROACHES

Implementation and enforcement of laws

		Perceived enforcement				Perceived enforcement	
		Low	High			Low	High
Bans on corporal punishment in all settings	NO			Against weapons on school premises	YES		
Against statutory rape	YES			Providing for victim compensation	NO	Not asked	
Against contact sexual violence excluding rape	YES			Providing for victim legal representation	YES	Not asked	
Against non-contact sexual violence	YES			Minimum age for alcohol sales	YES ^a	Not asked	
Regulating civilian access to and use of firearms	YES						

	Level	Implementation support			Perceived reach	
		Funds	Tools	Training	Very few	Nearly all
Norms and values						
Strengthening non-violent norms	National	YES	YES	YES		
Community mobilization	Subnational	-	-	-	-	-
Bystander interventions	Subnational	-	-	-	-	-
Safe environments						
Addressing violence "hotspots"	National	YES	YES	YES		
Interrupting the spread of violence	None	-	-	-	-	-
Improving the built environment	None	-	-	-	-	-
Parent and caregiver support						
Home visiting	National	YES	YES	YES		
Centre-based parenting support	National	YES	YES	YES		
Income and economic strengthening						
Cash transfers	National	YES	YES	YES		
Group savings and loans with gender equity training	National	YES	YES	YES		
Microfinance and gender equity training	National	YES	YES	YES		
Response and support services						
Child protection services	National	YES	YES	YES		
Clinical services for sexual violence victims	National	YES	YES	YES		
Mental health services for victims	National	YES	YES	YES		
Mental health services for perpetrators	National	YES	YES	YES		
Identification and referral for victims	National	YES	YES	YES		
Identification and referral for perpetrators	National	YES	NO	YES		
Education and life skills						
Increasing school enrolment	National	YES	YES	YES		
Helping children protect themselves from sexual abuse	National	YES	YES	YES		
Life and social skills training	National	YES	YES	YES		
School-based anti-bullying	National	YES	YES	YES		
School-based dating violence prevention	None	-	-	-	-	-
Reducing violence by school staff	National	YES	YES	YES		

VIOLENCE PREVALENCE FROM SELECTED MULTI-COUNTRY SURVEYS^b

	Male%	Female%
Experiencing violent discipline in the past month, 1–14 year olds	-	-
Witnessing physical violence in the home prior to 18 years, 18–24 year olds	-	-
Sexual victimization prior to 18 years, 18–24 year olds	-	-
Bullying victimization in the past 30 days/few months, 11–15 year olds	-	-
Involvement in physical fighting in the past 12 months, 13–15 year olds	-	-

a Total ban

b Countries may have data available from several other surveys but in the interests of global comparability, indicators from the most widely available internationally comparable surveys have been selected



GOVERNANCE AND MONITORING TO END VIOLENCE AGAINST CHILDREN

6 Government sectors with functions addressing violence against children,
1 of which has coordinating function

National action plan/s

		Funding			Funding	
		YES ^a	-		YES	None
Child maltreatment	YES ^a	-		School-based violence	YES	None
Youth violence	YES ^a	-		Gender-based violence	YES	None
Sexual violence	YES	None		Other	NO	-

Includes prevalence indicator/s: NO

IMPLEMENTATION OF INSPIRE STRATEGIES AND APPROACHES

Implementation and enforcement of laws

		Perceived enforcement			Perceived enforcement	
		Low	High		Low	High
Bans on corporal punishment in all settings	NO			Against weapons on school premises	YES	
Against statutory rape	YES	-		Providing for victim compensation	NO	Not asked
Against contact sexual violence excluding rape	YES			Providing for victim legal representation	YES	Not asked
Against non-contact sexual violence	YES			Minimum age for alcohol sales	18	Not asked
Regulating civilian access to and use of firearms	YES					

	Level	Implementation support			Perceived reach	
		Funds	Tools	Training	Very few	Nearly all
Norms and values						
Strengthening non-violent norms	National	YES	YES	YES		
Community mobilization	Subnational	-	-	-	-	-
Bystander interventions	None	-	-	-	-	-
Safe environments						
Addressing violence "hotspots"	None	-	-	-	-	-
Interrupting the spread of violence	None	-	-	-	-	-
Improving the built environment	None	-	-	-	-	-
Parent and caregiver support						
Home visiting	Subnational	-	-	-	-	-
Centre-based parenting support	None	-	-	-	-	-
Income and economic strengthening						
Cash transfers	National	YES	YES	YES		
Group savings and loans with gender equity training	-	-	-	-	-	-
Microfinance and gender equity training	National	YES	YES	YES		
Response and support services						
Child protection services	National	YES	YES	YES		
Clinical services for sexual violence victims	None	-	-	-	-	-
Mental health services for victims	Subnational	-	-	-	-	-
Mental health services for perpetrators	None	-	-	-	-	-
Identification and referral for victims	None	-	-	-	-	-
Identification and referral for perpetrators	None	-	-	-	-	-
Education and life skills						
Increasing school enrolment	National	YES	YES	YES		
Helping children protect themselves from sexual abuse	-	-	-	-	-	-
Life and social skills training	None	-	-	-	-	-
School-based anti-bullying	None	-	-	-	-	-
School-based dating violence prevention	None	-	-	-	-	-
Reducing violence by school staff	National	YES	YES	YES		

VIOLENCE PREVALENCE FROM SELECTED MULTI-COUNTRY SURVEYS^b

	Male%	Female%
Experiencing violent discipline in the past month, 1–14 year olds	-	-
Witnessing physical violence in the home prior to 18 years, 18–24 year olds	-	-
Sexual victimization prior to 18 years, 18–24 year olds	-	-
Bullying victimization in the past 30 days/few months, 11–15 year olds	-	-
Involvement in physical fighting in the past 12 months, 13–15 year olds	-	-

a Subnational

b Countries may have data available from several other surveys but in the interests of global comparability, indicators from the most widely available internationally comparable surveys have been selected



GOVERNANCE AND MONITORING TO END VIOLENCE AGAINST CHILDREN

18 Government sectors with functions addressing violence against children,
11 of which have coordinating function

National action plan/s

	Funding		Funding	
	YES	Full	YES	Full
Child maltreatment	YES	Full	School-based violence	YES Full
Youth violence	YES	Full	Gender-based violence	YES Full
Sexual violence	YES	Full	Other	YES Full

Includes prevalence indicator/s: NO

IMPLEMENTATION OF INSPIRE STRATEGIES AND APPROACHES

Implementation and enforcement of laws

		Perceived enforcement			Perceived enforcement	
		Low	High		Low	High
Bans on corporal punishment in all settings	NO			Against weapons on school premises	YES	
Against statutory rape	YES			Providing for victim compensation	NO	Not asked
Against contact sexual violence excluding rape	YES			Providing for victim legal representation	YES	Not asked
Against non-contact sexual violence	YES			Minimum age for alcohol sales	18	Not asked
Regulating civilian access to and use of firearms	YES					

	Level	Implementation support			Perceived reach	
		Funds	Tools	Training	Very few	Nearly all
Norms and values						
Strengthening non-violent norms	National	YES	YES	YES		
Community mobilization	National	NO	YES	YES		
Bystander interventions	National	YES	YES	YES		
Safe environments						
Addressing violence "hotspots"	National	NO	YES	YES		
Interrupting the spread of violence	National	YES	YES	YES		
Improving the built environment	National	NO	YES	YES		
Parent and caregiver support						
Home visiting	National	YES	YES	YES		
Centre-based parenting support	National	YES	YES	YES		
Income and economic strengthening						
Cash transfers	National	YES	YES	YES		
Group savings and loans with gender equity training	None	-	-	-	-	-
Microfinance and gender equity training	-	-	-	-	-	-
Response and support services						
Child protection services	National	YES	YES	YES		
Clinical services for sexual violence victims	National	YES	YES	YES		
Mental health services for victims	National	YES	YES	YES		
Mental health services for perpetrators	National	YES	YES	YES		
Identification and referral for victims	National	YES	YES	YES		
Identification and referral for perpetrators	National	YES	YES	YES		
Education and life skills						
Increasing school enrolment	National	YES	YES	YES		
Helping children protect themselves from sexual abuse	National	YES	YES	YES		
Life and social skills training	National	YES	YES	YES		
School-based anti-bullying	National	YES	YES	YES		
School-based dating violence prevention	None	-	-	-	-	-
Reducing violence by school staff	National	YES	YES	YES		

VIOLENCE PREVALENCE FROM SELECTED MULTI-COUNTRY SURVEYS^a

	Male%	Female%
Experiencing violent discipline in the past month, 1–14 year olds	44	42
Witnessing physical violence in the home prior to 18 years, 18–24 year olds	-	-
Sexual victimization prior to 18 years, 18–24 year olds	-	-
Bullying victimization in the past 30 days/few months, 11–15 year olds	-	-
Involvement in physical fighting in the past 12 months, 13–15 year olds	-	-

^a Countries may have data available from several other surveys but in the interests of global comparability, indicators from the most widely available internationally comparable surveys have been selected



GOVERNANCE AND MONITORING TO END VIOLENCE AGAINST CHILDREN

6 Government sectors with functions addressing violence against children,
6 of which have coordinating function

National action plan/s

		Funding			Funding
Child maltreatment	NO	-	School-based violence	NO	-
Youth violence	NO	-	Gender-based violence	NO	-
Sexual violence	NO	-	Other	NO	-

Includes prevalence indicator/s: NO

IMPLEMENTATION OF INSPIRE STRATEGIES AND APPROACHES

Implementation and enforcement of laws

		Perceived enforcement				Perceived enforcement	
		Low	High			Low	High
Bans on corporal punishment in all settings	YES			Against weapons on school premises	YES		
Against statutory rape	YES			Providing for victim compensation	YES ^a		Not asked
Against contact sexual violence excluding rape	YES			Providing for victim legal representation	YES		Not asked
Against non-contact sexual violence	YES			Minimum age for alcohol sales	18		Not asked
Regulating civilian access to and use of firearms	YES		-				

	Level	Implementation support			Perceived reach	
		Funds	Tools	Training	Very few	Nearly all
Norms and values						
Strengthening non-violent norms	National	YES	NO	NO		
Community mobilization	National	YES	NO	NO		
Bystander interventions	-	-	-	-		
Safe environments						
Addressing violence "hotspots"	-	-	-	-		
Interrupting the spread of violence	None	-	-	-		
Improving the built environment	None	-	-	-		
Parent and caregiver support						
Home visiting	National	YES	YES	YES		
Centre-based parenting support	National	NO	YES	YES		
Income and economic strengthening						
Cash transfers	None	-	-	-		
Group savings and loans with gender equity training	None	-	-	-		
Microfinance and gender equity training	None	-	-	-		
Response and support services						
Child protection services	National	YES	NO	NO		
Clinical services for sexual violence victims	National	YES	NO	NO		
Mental health services for victims	None	-	-	-		
Mental health services for perpetrators	None	-	-	-		
Identification and referral for victims	National	YES	NO	NO		
Identification and referral for perpetrators	None	-	-	-		
Education and life skills						
Increasing school enrolment	None	-	-	-		
Helping children protect themselves from sexual abuse	Subnational	-	-	-		
Life and social skills training	Subnational	-	-	-		
School-based anti-bullying	Subnational	-	-	-		
School-based dating violence prevention	None	-	-	-		
Reducing violence by school staff	None	-	-	-		

VIOLENCE PREVALENCE FROM SELECTED MULTI-COUNTRY SURVEYS^b

	Male%	Female%
Experiencing violent discipline in the past month, 1–14 year olds	-	-
Witnessing physical violence in the home prior to 18 years, 18–24 year olds	-	-
Sexual victimization prior to 18 years, 18–24 year olds	-	-
Bullying victimization in the past 30 days/few months, 11–15 year olds	45	50
Involvement in physical fighting in the past 12 months, 13–15 year olds	41	27

a Subnational

b Countries may have data available from several other surveys but in the interests of global comparability, indicators from the most widely available internationally comparable surveys have been selected



GOVERNANCE AND MONITORING TO END VIOLENCE AGAINST CHILDREN

5 Government sectors with functions addressing violence against children,
3 of which have coordinating function

National action plan/s

	Funding			Funding	
	NO	-		NO	-
Child maltreatment	NO	-	School-based violence	NO	-
Youth violence	NO	-	Gender-based violence	NO	-
Sexual violence	NO	-	Other	NO	-

Includes prevalence indicator/s: NO

IMPLEMENTATION OF INSPIRE STRATEGIES AND APPROACHES

Implementation and enforcement of laws

	Perceived enforcement			Perceived enforcement	
	Low	High		Low	High
Bans on corporal punishment in all settings	NO	-	Against weapons on school premises	YES	-
Against statutory rape	YES	-	Providing for victim compensation	NO	Not asked
Against contact sexual violence excluding rape	YES	-	Providing for victim legal representation	NO	Not asked
Against non-contact sexual violence	YES	-	Minimum age for alcohol sales	18	Not asked
Regulating civilian access to and use of firearms	YES	-			

	Level	Implementation support			Perceived reach	
		Funds	Tools	Training	Very few	Nearly all
Norms and values						
Strengthening non-violent norms	None	-	-	-	-	-
Community mobilization	None	-	-	-	-	-
Bystander interventions	National	YES	YES	YES	-	-
Safe environments						
Addressing violence "hotspots"	National	YES	NO	NO	-	-
Interrupting the spread of violence	National	YES	NO	NO	-	-
Improving the built environment	National	NO	NO	NO	-	-
Parent and caregiver support						
Home visiting	National	YES	YES	YES	-	-
Centre-based parenting support	National	YES	YES	YES	-	-
Income and economic strengthening						
Cash transfers	National	YES	YES	YES	-	-
Group savings and loans with gender equity training	None	-	-	-	-	-
Microfinance and gender equity training	-	-	-	-	-	-
Response and support services						
Child protection services	National	YES	YES	YES	-	-
Clinical services for sexual violence victims	National	YES	NO	NO	-	-
Mental health services for victims	National	YES	YES	YES	-	-
Mental health services for perpetrators	National	YES	YES	YES	-	-
Identification and referral for victims	National	YES	YES	NO	-	-
Identification and referral for perpetrators	National	YES	YES	NO	-	-
Education and life skills						
Increasing school enrolment	-	-	-	-	-	-
Helping children protect themselves from sexual abuse	National	YES	YES	YES	-	-
Life and social skills training	National	NO	YES	YES	-	-
School-based anti-bullying	National	YES	YES	YES	-	-
School-based dating violence prevention	National	YES	YES	YES	-	-
Reducing violence by school staff	National	YES	YES	YES	-	-

VIOLENCE PREVALENCE FROM SELECTED MULTI-COUNTRY SURVEYS^a

	Male%	Female%
Experiencing violent discipline in the past month, 1–14 year olds	-	-
Witnessing physical violence in the home prior to 18 years, 18–24 year olds	-	-
Sexual victimization prior to 18 years, 18–24 year olds	-	-
Bullying victimization in the past 30 days/few months, 11–15 year olds	-	-
Involvement in physical fighting in the past 12 months, 13–15 year olds	-	-

^a Countries may have data available from several other surveys but in the interests of global comparability, indicators from the most widely available internationally comparable surveys have been selected



GOVERNANCE AND MONITORING TO END VIOLENCE AGAINST CHILDREN

3 Government sectors with functions addressing violence against children,
3 of which have coordinating function

National action plan/s

		Funding		Funding
Child maltreatment	YES	Partial	School-based violence	YES Partial
Youth violence	YES	Partial	Gender-based violence	YES Partial
Sexual violence	YES	Partial	Other	NO -

Includes prevalence indicator/s: YES (All types)

IMPLEMENTATION OF INSPIRE STRATEGIES AND APPROACHES

Implementation and enforcement of laws

		Perceived enforcement			Perceived enforcement	
		Low	High		Low	High
Bans on corporal punishment in all settings	YES			Against weapons on school premises	YES ^a	
Against statutory rape	YES			Providing for victim compensation	YES	Not asked
Against contact sexual violence excluding rape	YES			Providing for victim legal representation	YES	Not asked
Against non-contact sexual violence	YES			Minimum age for alcohol sales	18	Not asked
Regulating civilian access to and use of firearms	YES					

	Level	Implementation support			Perceived reach	
		Funds	Tools	Training	Very few	Nearly all
Norms and values						
Strengthening non-violent norms	Subnational	-	-	-	-	-
Community mobilization	-	-	-	-	-	-
Bystander interventions	National	YES	NO	YES		
Safe environments						
Addressing violence "hotspots"	National	YES	YES	YES		
Interrupting the spread of violence	National	YES	YES	YES		
Improving the built environment	National	YES	YES	YES		
Parent and caregiver support						
Home visiting	National	YES	NO	NO		
Centre-based parenting support	National	YES	NO	NO		
Income and economic strengthening						
Cash transfers	National	NO	YES	NO		
Group savings and loans with gender equity training	-	-	-	-	-	-
Microfinance and gender equity training	National	YES	NO	NO		
Response and support services						
Child protection services	National	NO	YES	YES		
Clinical services for sexual violence victims	National	YES	NO	YES		
Mental health services for victims	National	YES	NO	YES		
Mental health services for perpetrators	National	YES	NO	NO		
Identification and referral for victims	National	YES	YES	YES		
Identification and referral for perpetrators	National	YES	YES	NO		
Education and life skills						
Increasing school enrolment	National	NO	NO	YES		
Helping children protect themselves from sexual abuse	National	NO	NO	YES		
Life and social skills training	National	YES	NO	YES		
School-based anti-bullying	National	NO	YES	YES		
School-based dating violence prevention	National	NO	NO	YES		
Reducing violence by school staff	None	-	-	-	-	-

VIOLENCE PREVALENCE FROM SELECTED MULTI-COUNTRY SURVEYS^b

	Male%	Female%
Experiencing violent discipline in the past month, 1–14 year olds	-	-
Witnessing physical violence in the home prior to 18 years, 18–24 year olds	-	-
Sexual victimization prior to 18 years, 18–24 year olds	-	-
Bullying victimization in the past 30 days/few months, 11–15 year olds	29	25
Involvement in physical fighting in the past 12 months, 13–15 year olds	-	-

^a Subnational

^b Countries may have data available from several other surveys but in the interests of global comparability, indicators from the most widely available internationally comparable surveys have been selected



GOVERNANCE AND MONITORING TO END VIOLENCE AGAINST CHILDREN

6 Government sectors with functions addressing violence against children,
2 of which have coordinating function

National action plan/s

		Funding
Child maltreatment	NO	-
Youth violence	NO	-
Sexual violence	NO	-

Includes prevalence indicator/s: NO

		Funding
School-based violence	NO	-
Gender-based violence	NO	-
Other	NO	-

IMPLEMENTATION OF INSPIRE STRATEGIES AND APPROACHES

Implementation and enforcement of laws

		Perceived enforcement				Perceived enforcement	
		Low	High			Low	High
Bans on corporal punishment in all settings	YES			Against weapons on school premises	YES		
Against statutory rape	YES			Providing for victim compensation	YES	Not asked	
Against contact sexual violence excluding rape	YES			Providing for victim legal representation	YES	Not asked	
Against non-contact sexual violence	YES			Minimum age for alcohol sales	18	Not asked	
Regulating civilian access to and use of firearms	YES						

	Level	Implementation support			Perceived reach	
		Funds	Tools	Training	Very few	Nearly all
Norms and values						
Strengthening non-violent norms	National	YES	YES	YES		
Community mobilization	National	YES	NO	NO		
Bystander interventions	None	-	-	-	-	-
Safe environments						
Addressing violence "hotspots"	National	NO	YES	YES		
Interrupting the spread of violence	National	NO	YES	YES		
Improving the built environment	None	-	-	-	-	-
Parent and caregiver support						
Home visiting	National	YES	YES	YES		
Centre-based parenting support	National	YES	YES	YES		
Income and economic strengthening						
Cash transfers	National	YES	YES	NO		
Group savings and loans with gender equity training	None	-	-	-	-	-
Microfinance and gender equity training	None	-	-	-	-	-

Response and support services

Child protection services	National	YES	YES	YES	
Clinical services for sexual violence victims	National	NO	YES	NO	
Mental health services for victims	National	NO	NO	NO	
Mental health services for perpetrators	National	NO	NO	NO	
Identification and referral for victims	National	NO	YES	YES	
Identification and referral for perpetrators	None	-	-	-	-

Education and life skills

Increasing school enrolment	National	YES	YES	YES	
Helping children protect themselves from sexual abuse	National	NO	YES	YES	
Life and social skills training	National	YES	YES	YES	
School-based anti-bullying	National	NO	NO	NO	
School-based dating violence prevention	Subnational	-	-	-	-
Reducing violence by school staff	National	NO	YES	YES	

VIOLENCE PREVALENCE FROM SELECTED MULTI-COUNTRY SURVEYS^a

	Male%	Female%
Experiencing violent discipline in the past month, 1–14 year olds	-	-
Witnessing physical violence in the home prior to 18 years, 18–24 year olds	-	-
Sexual victimization prior to 18 years, 18–24 year olds	-	-
Bullying victimization in the past 30 days/few months, 11–15 year olds	26	19
Involvement in physical fighting in the past 12 months, 13–15 year olds	-	-

^a Countries may have data available from several other surveys but in the interests of global comparability, indicators from the most widely available internationally comparable surveys have been selected



GOVERNANCE AND MONITORING TO END VIOLENCE AGAINST CHILDREN

5 Government sectors with functions addressing violence against children,
4 of which have coordinating function

National action plan/s

		Funding		Funding
Child maltreatment	YES ^a	-	School-based violence	YES Partial
Youth violence	YES	Partial	Gender-based violence	YES Partial
Sexual violence	YES	Partial	Other	NO -

Includes prevalence indicator/s: NO

IMPLEMENTATION OF INSPIRE STRATEGIES AND APPROACHES

Implementation and enforcement of laws

		Perceived enforcement				Perceived enforcement	
		Low	High			Low	High
Bans on corporal punishment in all settings	NO			Against weapons on school premises	NO	-	
Against statutory rape	YES			Providing for victim compensation	YES	Not asked	
Against contact sexual violence excluding rape	YES			Providing for victim legal representation	YES	Not asked	
Against non-contact sexual violence	YES			Minimum age for alcohol sales	-	Not asked	
Regulating civilian access to and use of firearms	YES						

	Level	Implementation support			Perceived reach	
		Funds	Tools	Training	Very few	Nearly all
Norms and values						
Strengthening non-violent norms	National	YES	YES	YES		
Community mobilization	National	YES	YES	YES		
Bystander interventions	None	-	-	-	-	-
Safe environments						
Addressing violence "hotspots"	National	YES	YES	YES		
Interrupting the spread of violence	National	YES	YES	YES		
Improving the built environment	None	-	-	-	-	-
Parent and caregiver support						
Home visiting	None	-	-	-	-	-
Centre-based parenting support	Subnational	-	-	-	-	-
Income and economic strengthening						
Cash transfers	None	-	-	-	-	-
Group savings and loans with gender equity training	Subnational	-	-	-	-	-
Microfinance and gender equity training	None	-	-	-	-	-
Response and support services						
Child protection services	National	YES	YES	YES		
Clinical services for sexual violence victims	National	YES	YES	NO		
Mental health services for victims	National	YES	YES	YES		
Mental health services for perpetrators	None	-	-	-	-	-
Identification and referral for victims	National	YES	YES	YES		
Identification and referral for perpetrators	None	-	-	-	-	-
Education and life skills						
Increasing school enrolment	None	-	-	-	-	-
Helping children protect themselves from sexual abuse	National	YES	YES	YES		
Life and social skills training	National	YES	YES	YES		
School-based anti-bullying	National	NO	NO	NO		
School-based dating violence prevention	-	-	-	-	-	-
Reducing violence by school staff	None	-	-	-	-	-

VIOLENCE PREVALENCE FROM SELECTED MULTI-COUNTRY SURVEYS^b

	Male%	Female%
Experiencing violent discipline in the past month, 1–14 year olds	86 ^c	85 ^c
Witnessing physical violence in the home prior to 18 years, 18–24 year olds	-	-
Sexual victimization prior to 18 years, 18–24 year olds	-	-
Bullying victimization in the past 30 days/few months, 11–15 year olds	64	68
Involvement in physical fighting in the past 12 months, 13–15 year olds	54	51

a Subnational

b Countries may have data available from several other surveys but in the interests of global comparability, indicators from the most widely available internationally comparable surveys have been selected

c Data differ from the standard definition or refer to only part of the country

**GOVERNANCE AND MONITORING TO END VIOLENCE AGAINST CHILDREN**

2 Government sectors with functions addressing violence against children,
2 of which have coordinating function

National action plan/s

	Funding			Funding	
Child maltreatment	NO	-	School-based violence	NO	-
Youth violence	NO	-	Gender-based violence	NO	-
Sexual violence	NO	-	Other	NO	-

Includes prevalence indicator/s: NO

IMPLEMENTATION OF INSPIRE STRATEGIES AND APPROACHES**Implementation and enforcement of laws**

	Perceived enforcement			Perceived enforcement	
	Low	High		Low	High
Bans on corporal punishment in all settings	NO	-	Against weapons on school premises	NO	-
Against statutory rape	NO	-	Providing for victim compensation	NO	Not asked
Against contact sexual violence excluding rape	NO	-	Providing for victim legal representation	NO	Not asked
Against non-contact sexual violence	NO	-	Minimum age for alcohol sales	YES ^a	Not asked
Regulating civilian access to and use of firearms	NO	-			

	Level	Implementation support			Perceived reach	
		Funds	Tools	Training	Very few	Nearly all
Norms and values						
Strengthening non-violent norms	None	-	-	-	-	-
Community mobilization	Subnational	-	-	-	-	-
Bystander interventions	None	-	-	-	-	-
Safe environments						
Addressing violence "hotspots"	None	-	-	-	-	-
Interrupting the spread of violence	None	-	-	-	-	-
Improving the built environment	None	-	-	-	-	-
Parent and caregiver support						
Home visiting	None	-	-	-	-	-
Centre-based parenting support	Subnational	-	-	-	-	-
Income and economic strengthening						
Cash transfers	None	-	-	-	-	-
Group savings and loans with gender equity training	None	-	-	-	-	-
Microfinance and gender equity training	None	-	-	-	-	-
Response and support services						
Child protection services	Subnational	-	-	-	-	-
Clinical services for sexual violence victims	Subnational	-	-	-	-	-
Mental health services for victims	None	-	-	-	-	-
Mental health services for perpetrators	None	-	-	-	-	-
Identification and referral for victims	None	-	-	-	-	-
Identification and referral for perpetrators	None	-	-	-	-	-
Education and life skills						
Increasing school enrolment	National	YES	YES	YES		
Helping children protect themselves from sexual abuse	Subnational	-	-	-	-	-
Life and social skills training	Subnational	-	-	-	-	-
School-based anti-bullying	Subnational	-	-	-	-	-
School-based dating violence prevention	None	-	-	-	-	-
Reducing violence by school staff	None	-	-	-	-	-

VIOLENCE PREVALENCE FROM SELECTED MULTI-COUNTRY SURVEYS^b

	Male%	Female%
Experiencing violent discipline in the past month, 1–14 year olds	-	-
Witnessing physical violence in the home prior to 18 years, 18–24 year olds	-	-
Sexual victimization prior to 18 years, 18–24 year olds	-	-
Bullying victimization in the past 30 days/few months, 11–15 year olds	-	-
Involvement in physical fighting in the past 12 months, 13–15 year olds	-	-

a Total ban

b Countries may have data available from several other surveys but in the interests of global comparability, indicators from the most widely available internationally comparable surveys have been selected



GOVERNANCE AND MONITORING TO END VIOLENCE AGAINST CHILDREN

5 Government sectors with functions addressing violence against children,
1 of which has coordinating function

National action plan/s

		Funding		Funding
Child maltreatment	YES	Partial	School-based violence	YES Partial
Youth violence	YES	Partial	Gender-based violence	YES Partial
Sexual violence	YES	Partial	Other	NO -

Includes prevalence indicator/s: NO

IMPLEMENTATION OF INSPIRE STRATEGIES AND APPROACHES

Implementation and enforcement of laws

		Perceived enforcement				Perceived enforcement	
		Low	High			Low	High
Bans on corporal punishment in all settings	NO			Against weapons on school premises	YES		
Against statutory rape	YES			Providing for victim compensation	NO	Not asked	
Against contact sexual violence excluding rape	YES			Providing for victim legal representation	YES	Not asked	
Against non-contact sexual violence	YES			Minimum age for alcohol sales	18	Not asked	
Regulating civilian access to and use of firearms	YES						

	Level	Implementation support			Perceived reach	
		Funds	Tools	Training	Very few	Nearly all
Norms and values						
Strengthening non-violent norms	National	YES	NO	NO		
Community mobilization	National	YES	YES	YES		
Bystander interventions	None	-	-	-	-	-
Safe environments						
Addressing violence "hotspots"	Subnational	-	-	-	-	-
Interrupting the spread of violence	Subnational	-	-	-	-	-
Improving the built environment	National	YES	YES	YES		
Parent and caregiver support						
Home visiting	National	YES	YES	YES		
Centre-based parenting support	National	YES	YES	YES		
Income and economic strengthening						
Cash transfers	National	YES	YES	YES		
Group savings and loans with gender equity training	None	-	-	-	-	-
Microfinance and gender equity training	None	-	-	-	-	-
Response and support services						
Child protection services	National	YES	YES	YES		
Clinical services for sexual violence victims	National	YES	YES	YES		
Mental health services for victims	National	YES	NO	YES		
Mental health services for perpetrators	National	YES	NO	YES		
Identification and referral for victims	National	YES	YES	YES		
Identification and referral for perpetrators	None	-	-	-	-	-
Education and life skills						
Increasing school enrolment	National	YES	YES	YES		
Helping children protect themselves from sexual abuse	National	NO	NO	YES		
Life and social skills training	National	YES	YES	YES		
School-based anti-bullying	National	YES	YES	YES		
School-based dating violence prevention	National	YES	YES	YES		
Reducing violence by school staff	National	NO	YES	YES		

VIOLENCE PREVALENCE FROM SELECTED MULTI-COUNTRY SURVEYS^a

	Male%	Female%
Experiencing violent discipline in the past month, 1–14 year olds	-	-
Witnessing physical violence in the home prior to 18 years, 18–24 year olds	-	-
Sexual victimization prior to 18 years, 18–24 year olds	-	-
Bullying victimization in the past 30 days/few months, 11–15 year olds	-	-
Involvement in physical fighting in the past 12 months, 13–15 year olds	-	-

^a Countries may have data available from several other surveys but in the interests of global comparability, indicators from the most widely available internationally comparable surveys have been selected



GOVERNANCE AND MONITORING TO END VIOLENCE AGAINST CHILDREN

3 Government sectors with functions addressing violence against children,
1 of which has coordinating function

National action plan/s

	Funding			Funding	
Child maltreatment	NO	-	School-based violence	NO	-
Youth violence	NO	-	Gender-based violence	NO	-
Sexual violence	NO	-	Other	NO	-

Includes prevalence indicator/s: NO

IMPLEMENTATION OF INSPIRE STRATEGIES AND APPROACHES

Implementation and enforcement of laws

		Perceived enforcement				Perceived enforcement	
		Low	High			Low	High
Bans on corporal punishment in all settings	YES			Against weapons on school premises	YES		
Against statutory rape	YES			Providing for victim compensation	NO		Not asked
Against contact sexual violence excluding rape	YES			Providing for victim legal representation	YES		Not asked
Against non-contact sexual violence	YES			Minimum age for alcohol sales	18		Not asked
Regulating civilian access to and use of firearms	YES						

	Level	Implementation support			Perceived reach	
		Funds	Tools	Training	Very few	Nearly all
Norms and values						
Strengthening non-violent norms	None	-	-	-		
Community mobilization	None	-	-	-		
Bystander interventions	-	-	-	-		
Safe environments						
Addressing violence "hotspots"	Subnational	-	-	-		
Interrupting the spread of violence	None	-	-	-		
Improving the built environment	Subnational	-	-	-		
Parent and caregiver support						
Home visiting	None	-	-	-		
Centre-based parenting support	None	-	-	-		
Income and economic strengthening						
Cash transfers	National	YES	NO	NO		
Group savings and loans with gender equity training	None	-	-	-		
Microfinance and gender equity training	Subnational	-	-	-		
Response and support services						
Child protection services	National	YES	YES	YES		
Clinical services for sexual violence victims	National	YES	YES	YES		
Mental health services for victims	National	YES	YES	YES		
Mental health services for perpetrators	Subnational	-	-	-		
Identification and referral for victims	National	NO	YES	YES		
Identification and referral for perpetrators	Subnational	-	-	-		
Education and life skills						
Increasing school enrolment	National	YES	YES	YES		
Helping children protect themselves from sexual abuse	National	NO	NO	YES		
Life and social skills training	National	NO	NO	YES		
School-based anti-bullying	National	NO	NO	YES		
School-based dating violence prevention	National	NO	NO	YES		
Reducing violence by school staff	National	NO	NO	YES		

VIOLENCE PREVALENCE FROM SELECTED MULTI-COUNTRY SURVEYS^a

	Male%	Female%
Experiencing violent discipline in the past month, 1–14 year olds	-	-
Witnessing physical violence in the home prior to 18 years, 18–24 year olds	-	-
Sexual victimization prior to 18 years, 18–24 year olds	-	-
Bullying victimization in the past 30 days/few months, 11–15 year olds	-	-
Involvement in physical fighting in the past 12 months, 13–15 year olds	-	-

^a Countries may have data available from several other surveys but in the interests of global comparability, indicators from the most widely available internationally comparable surveys have been selected



GOVERNANCE AND MONITORING TO END VIOLENCE AGAINST CHILDREN

10 Government sectors with functions addressing violence against children,
8 of which have coordinating function

National action plan/s

	Funding		Funding	
Child maltreatment	YES	Full	School-based violence	YES Full
Youth violence	YES	Full	Gender-based violence	YES Full
Sexual violence	YES	Full	Other	NO -

Includes prevalence indicator/s: NO

IMPLEMENTATION OF INSPIRE STRATEGIES AND APPROACHES

Implementation and enforcement of laws

		Perceived enforcement			Perceived enforcement	
		Low	High		Low	High
Bans on corporal punishment in all settings	YES			Against weapons on school premises	YES	
Against statutory rape	YES			Providing for victim compensation	YES	Not asked
Against contact sexual violence excluding rape	YES			Providing for victim legal representation	YES	Not asked
Against non-contact sexual violence	YES			Minimum age for alcohol sales	18	Not asked
Regulating civilian access to and use of firearms	YES					

	Level	Implementation support			Perceived reach	
		Funds	Tools	Training	Very few	Nearly all
Norms and values						
Strengthening non-violent norms	National	YES	YES	YES		
Community mobilization	National	YES	YES	YES		
Bystander interventions	National	YES	YES	YES		
Safe environments						
Addressing violence "hotspots"	National	YES	YES	YES		
Interrupting the spread of violence	National	YES	YES	YES		
Improving the built environment	National	YES	YES	YES	-	
Parent and caregiver support						
Home visiting	Subnational	-	-	-	-	
Centre-based parenting support	National	YES	YES	YES		
Income and economic strengthening						
Cash transfers	National	YES	YES	NO	-	
Group savings and loans with gender equity training	None	-	-	-	-	
Microfinance and gender equity training	None	-	-	-	-	
Response and support services						
Child protection services	National	YES	YES	YES		
Clinical services for sexual violence victims	National	YES	YES	YES		
Mental health services for victims	National	YES	YES	YES		
Mental health services for perpetrators	Subnational	-	-	-	-	
Identification and referral for victims	National	YES	YES	YES		
Identification and referral for perpetrators	None	-	-	-	-	
Education and life skills						
Increasing school enrolment	National	YES	YES	YES	-	
Helping children protect themselves from sexual abuse	National	YES	YES	YES		
Life and social skills training	National	YES	YES	YES		
School-based anti-bullying	National	YES	YES	YES		
School-based dating violence prevention	National	YES	YES	YES		
Reducing violence by school staff	National	YES	YES	YES	-	

VIOLENCE PREVALENCE FROM SELECTED MULTI-COUNTRY SURVEYS^a

	Male%	Female%
Experiencing violent discipline in the past month, 1–14 year olds	-	-
Witnessing physical violence in the home prior to 18 years, 18–24 year olds	-	-
Sexual victimization prior to 18 years, 18–24 year olds	-	-
Bullying victimization in the past 30 days/few months, 11–15 year olds	18	13
Involvement in physical fighting in the past 12 months, 13–15 year olds	-	-

^a Countries may have data available from several other surveys but in the interests of global comparability, indicators from the most widely available internationally comparable surveys have been selected



GOVERNANCE AND MONITORING TO END VIOLENCE AGAINST CHILDREN

8 Government sectors with functions addressing violence against children,
6 of which have coordinating function

National action plan/s

		Funding		Funding
Child maltreatment	YES	Partial	School-based violence	YES Partial
Youth violence	YES	Partial	Gender-based violence	YES Partial
Sexual violence	YES	Partial	Other	NO -

Includes prevalence indicator/s: NO

IMPLEMENTATION OF INSPIRE STRATEGIES AND APPROACHES

Implementation and enforcement of laws

		Perceived enforcement			Perceived enforcement	
		Low	High		Low	High
Bans on corporal punishment in all settings	NO			Against weapons on school premises	YES	
Against statutory rape	YES			Providing for victim compensation	YES	Not asked
Against contact sexual violence excluding rape	YES			Providing for victim legal representation	YES	Not asked
Against non-contact sexual violence	YES			Minimum age for alcohol sales	21	Not asked
Regulating civilian access to and use of firearms	YES					

	Level	Implementation support			Perceived reach	
		Funds	Tools	Training	Very few	Nearly all
Norms and values						
Strengthening non-violent norms	National	YES	YES	YES		
Community mobilization	National	YES	YES	YES		
Bystander interventions	None	-	-	-	-	
Safe environments						
Addressing violence "hotspots"	National	YES	YES	YES		
Interrupting the spread of violence	National	YES	YES	YES		
Improving the built environment	National	YES	YES	YES		
Parent and caregiver support						
Home visiting	National	YES	YES	YES		
Centre-based parenting support	National	YES	YES	YES		
Income and economic strengthening						
Cash transfers	National	YES	YES	YES		
Group savings and loans with gender equity training	National	YES	YES	YES		
Microfinance and gender equity training	National	YES	YES	YES		
Response and support services						
Child protection services	National	YES	YES	YES		
Clinical services for sexual violence victims	National	YES	YES	YES		
Mental health services for victims	National	YES	YES	YES		
Mental health services for perpetrators	National	YES	YES	YES		
Identification and referral for victims	National	YES	YES	YES		
Identification and referral for perpetrators	None	-	-	-	-	
Education and life skills						
Increasing school enrolment	National	YES	YES	YES		
Helping children protect themselves from sexual abuse	National	YES	YES	YES		
Life and social skills training	National	YES	YES	YES		
School-based anti-bullying	National	YES	YES	YES		
School-based dating violence prevention	National	YES	YES	YES		
Reducing violence by school staff	National	YES	YES	YES		

VIOLENCE PREVALENCE FROM SELECTED MULTI-COUNTRY SURVEYS^a

	Male%	Female%
Experiencing violent discipline in the past month, 1–14 year olds	-	-
Witnessing physical violence in the home prior to 18 years, 18–24 year olds	-	-
Sexual victimization prior to 18 years, 18–24 year olds	-	-
Bullying victimization in the past 30 days/few months, 11–15 year olds	50	29
Involvement in physical fighting in the past 12 months, 13–15 year olds	57	36

^a Countries may have data available from several other surveys but in the interests of global comparability, indicators from the most widely available internationally comparable surveys have been selected



GOVERNANCE AND MONITORING TO END VIOLENCE AGAINST CHILDREN

8 Government sectors with functions addressing violence against children,
8 of which have coordinating function

National action plan/s

	Funding		Funding	
Child maltreatment	YES	Full	School-based violence	YES Full
Youth violence	YES	Full	Gender-based violence	YES Full
Sexual violence	YES	Full	Other	YES Full

Includes prevalence indicator/s: NO

IMPLEMENTATION OF INSPIRE STRATEGIES AND APPROACHES

Implementation and enforcement of laws

		Perceived enforcement				Perceived enforcement	
		Low	High			Low	High
Bans on corporal punishment in all settings	NO			Against weapons on school premises	YES		
Against statutory rape	YES			Providing for victim compensation	YES	Not asked	
Against contact sexual violence excluding rape	YES			Providing for victim legal representation	YES	Not asked	
Against non-contact sexual violence	YES			Minimum age for alcohol sales	YES ^a	Not asked	
Regulating civilian access to and use of firearms	YES						

Implementation support

	Level	Implementation support			Perceived reach	
		Funds	Tools	Training	Very few	Nearly all
Norms and values						
Strengthening non-violent norms	National	YES	YES	YES		
Community mobilization	National	YES	YES	YES		
Bystander interventions	-	-	-	-	-	-

Safe environments

Addressing violence "hotspots"	None	-	-	-	-
Interrupting the spread of violence	None	-	-	-	-
Improving the built environment	National	YES	YES	NO	

Parent and caregiver support

Home visiting	Subnational	-	-	-	-
Centre-based parenting support	National	YES	YES	YES	

Income and economic strengthening

Cash transfers	National	YES	YES	YES	
Group savings and loans with gender equity training	None	-	-	-	-
Microfinance and gender equity training	None	-	-	-	-

Response and support services

Child protection services	National	YES	YES	YES	
Clinical services for sexual violence victims	National	YES	YES	NO	
Mental health services for victims	National	YES	YES	NO	
Mental health services for perpetrators	None	-	-	-	-
Identification and referral for victims	National	YES	YES	YES	
Identification and referral for perpetrators	None	-	-	-	-

Education and life skills

Increasing school enrolment	National	YES	YES	YES	
Helping children protect themselves from sexual abuse	National	YES	YES	YES	
Life and social skills training	National	YES	YES	YES	
School-based anti-bullying	None	-	-	-	-
School-based dating violence prevention	None	-	-	-	-
Reducing violence by school staff	National	YES	YES	YES	

VIOLENCE PREVALENCE FROM SELECTED MULTI-COUNTRY SURVEYS^b

	Male%	Female%
Experiencing violent discipline in the past month, 1–14 year olds	65	63
Witnessing physical violence in the home prior to 18 years, 18–24 year olds	-	-
Sexual victimization prior to 18 years, 18–24 year olds	-	-
Bullying victimization in the past 30 days/few months, 11–15 year olds	-	-
Involvement in physical fighting in the past 12 months, 13–15 year olds	-	-

a Total ban

b Countries may have data available from several other surveys but in the interests of global comparability, indicators from the most widely available internationally comparable surveys have been selected



GOVERNANCE AND MONITORING TO END VIOLENCE AGAINST CHILDREN

6 Government sectors with functions addressing violence against children,
2 of which have coordinating function

National action plan/s

		Funding			Funding	
		YES	Partial		YES	Partial
Child maltreatment	YES	Partial		School-based violence	YES	Partial
Youth violence	YES	Partial		Gender-based violence	YES	Partial
Sexual violence	YES	Partial		Other	NO	-

Includes prevalence indicator/s: NO

IMPLEMENTATION OF INSPIRE STRATEGIES AND APPROACHES

Implementation and enforcement of laws

		Perceived enforcement			Perceived enforcement	
		Low	High		Low	High
Bans on corporal punishment in all settings	NO	-		Against weapons on school premises	NO	-
Against statutory rape	YES			Providing for victim compensation	YES	Not asked
Against contact sexual violence excluding rape	YES			Providing for victim legal representation	NO	Not asked
Against non-contact sexual violence	YES			Minimum age for alcohol sales	16	Not asked
Regulating civilian access to and use of firearms	YES					

	Level	Implementation support			Perceived reach	
		Funds	Tools	Training	Very few	Nearly all
Norms and values						
Strengthening non-violent norms	National	YES	NO	YES		
Community mobilization	National	YES	NO	YES		
Bystander interventions	National	YES	YES	YES		

Safe environments						
Addressing violence "hotspots"	None	-	-	-	-	-
Interrupting the spread of violence	None	-	-	-	-	-
Improving the built environment	None	-	-	-	-	-

Parent and caregiver support						
Home visiting	None	-	-	-	-	-
Centre-based parenting support	None	-	-	-	-	-

Income and economic strengthening						
Cash transfers	None	-	-	-	-	-
Group savings and loans with gender equity training	None	-	-	-	-	-
Microfinance and gender equity training	None	-	-	-	-	-

Response and support services						
Child protection services	National	YES	YES	YES		
Clinical services for sexual violence victims	Subnational	-	-	-	-	-
Mental health services for victims	National	YES	YES	YES		
Mental health services for perpetrators	National	YES	YES	YES		
Identification and referral for victims	None	-	-	-	-	-
Identification and referral for perpetrators	National	YES	YES	YES		

Education and life skills						
Increasing school enrolment	National	YES	YES	YES		
Helping children protect themselves from sexual abuse	Subnational	-	-	-	-	-
Life and social skills training	National	YES	YES	YES		
School-based anti-bullying	Subnational	-	-	-	-	-
School-based dating violence prevention	Subnational	-	-	-	-	-
Reducing violence by school staff	Subnational	-	-	-	-	-

VIOLENCE PREVALENCE FROM SELECTED MULTI-COUNTRY SURVEYS^a

	Male%	Female%
Experiencing violent discipline in the past month, 1–14 year olds	89	86
Witnessing physical violence in the home prior to 18 years, 18–24 year olds	-	-
Sexual victimization prior to 18 years, 18–24 year olds	-	-
Bullying victimization in the past 30 days/few months, 11–15 year olds	26	26
Involvement in physical fighting in the past 12 months, 13–15 year olds	30	12

^a Countries may have data available from several other surveys but in the interests of global comparability, indicators from the most widely available internationally comparable surveys have been selected



GOVERNANCE AND MONITORING TO END VIOLENCE AGAINST CHILDREN

12 Government sectors with functions addressing violence against children,
3 of which have coordinating function

National action plan/s

		Funding			Funding
Child maltreatment	NO	-	School-based violence	NO	-
Youth violence	NO	-	Gender-based violence	YES	Full
Sexual violence	YES	Full	Other	YES	Full

Includes prevalence indicator/s: NO

IMPLEMENTATION OF INSPIRE STRATEGIES AND APPROACHES

Implementation and enforcement of laws

		Perceived enforcement				Perceived enforcement	
		Low	High			Low	High
Bans on corporal punishment in all settings	YES			Against weapons on school premises	YES		
Against statutory rape	YES			Providing for victim compensation	YES	Not asked	
Against contact sexual violence excluding rape	YES			Providing for victim legal representation	YES	Not asked	
Against non-contact sexual violence	YES			Minimum age for alcohol sales	18	Not asked	
Regulating civilian access to and use of firearms	YES						

	Level	Implementation support			Perceived reach	
		Funds	Tools	Training	Very few	Nearly all
Norms and values						
Strengthening non-violent norms	National	YES	YES	YES		
Community mobilization	National	YES	YES	YES	-	
Bystander interventions	National	YES	YES	YES	-	

Safe environments

Addressing violence "hotspots"	National	YES	YES	YES	-
Interrupting the spread of violence	National	YES	YES	YES	-
Improving the built environment	National	YES	NO	NO	-

Parent and caregiver support

Home visiting	National	YES	YES	YES	-
Centre-based parenting support	Subnational	-	-	-	-

Income and economic strengthening

Cash transfers	National	YES	YES	YES	-
Group savings and loans with gender equity training	None	-	-	-	-
Microfinance and gender equity training	None	-	-	-	-

Response and support services

Child protection services	National	YES	YES	YES	-
Clinical services for sexual violence victims	National	NO	YES	NO	-
Mental health services for victims	National	YES	NO	NO	
Mental health services for perpetrators	National	YES	YES	YES	
Identification and referral for victims	National	NO	YES	NO	
Identification and referral for perpetrators	National	NO	YES	NO	-

Education and life skills

Increasing school enrolment	National	YES	YES	YES	
Helping children protect themselves from sexual abuse	National	YES	YES	YES	
Life and social skills training	National	YES	NO	NO	
School-based anti-bullying	National	NO	YES	NO	
School-based dating violence prevention	National	NO	NO	NO	
Reducing violence by school staff	National	NO	YES	NO	

VIOLENCE PREVALENCE FROM SELECTED MULTI-COUNTRY SURVEYS^a

	Male%	Female%
Experiencing violent discipline in the past month, 1–14 year olds	-	-
Witnessing physical violence in the home prior to 18 years, 18–24 year olds	-	-
Sexual victimization prior to 18 years, 18–24 year olds	-	-
Bullying victimization in the past 30 days/few months, 11–15 year olds	11	14
Involvement in physical fighting in the past 12 months, 13–15 year olds	-	-

^a Countries may have data available from several other surveys but in the interests of global comparability, indicators from the most widely available internationally comparable surveys have been selected



GOVERNANCE AND MONITORING TO END VIOLENCE AGAINST CHILDREN

3 Government sectors with functions addressing violence against children,
1 of which has coordinating function

National action plan/s

	Funding		Funding	
	YES	Full	NO	-
Child maltreatment	YES	Full	School-based violence	NO
Youth violence	NO	-	Gender-based violence	NO
Sexual violence	NO	-	Other	NO

Includes prevalence indicator/s: NO

IMPLEMENTATION OF INSPIRE STRATEGIES AND APPROACHES

Implementation and enforcement of laws

	Perceived enforcement		Perceived enforcement	
	Low	High	Low	High
Bans on corporal punishment in all settings	YES	-	Against weapons on school premises	YES
Against statutory rape	YES	-	Providing for victim compensation	YES Not asked
Against contact sexual violence excluding rape	YES	-	Providing for victim legal representation	YES Not asked
Against non-contact sexual violence	YES	-	Minimum age for alcohol sales	16 Not asked
Regulating civilian access to and use of firearms	YES			

	Level	Implementation support			Perceived reach	
		Funds	Tools	Training	Very few	Nearly all
Norms and values						
Strengthening non-violent norms	National	YES	NO	NO		
Community mobilization	National	YES	YES	YES		
Bystander interventions	None	-	-	-	-	-

Safe environments

	Level	Funds	Tools	Training	Perceived reach
Addressing violence "hotspots"	National	NO	NO	YES	
Interrupting the spread of violence	None	-	-	-	-
Improving the built environment	Subnational	-	-	-	-

Parent and caregiver support

	Level	Funds	Tools	Training	Perceived reach
Home visiting	Subnational	-	-	-	-
Centre-based parenting support	Subnational	-	-	-	-

Income and economic strengthening

	Level	Funds	Tools	Training	Perceived reach
Cash transfers	None	-	-	-	-
Group savings and loans with gender equity training	None	-	-	-	-
Microfinance and gender equity training	None	-	-	-	-

Response and support services

	Level	Funds	Tools	Training	Perceived reach
Child protection services	National	YES	NO	NO	-
Clinical services for sexual violence victims	Subnational	-	-	-	-
Mental health services for victims	Subnational	-	-	-	-
Mental health services for perpetrators	Subnational	-	-	-	-
Identification and referral for victims	Subnational	-	-	-	-
Identification and referral for perpetrators	None	-	-	-	-

Education and life skills

	Level	Funds	Tools	Training	Perceived reach
Increasing school enrolment	National	NO	NO	NO	-
Helping children protect themselves from sexual abuse	Subnational	-	-	-	-
Life and social skills training	National	NO	NO	NO	-
School-based anti-bullying	Subnational	-	-	-	-
School-based dating violence prevention	Subnational	-	-	-	-
Reducing violence by school staff	Subnational	-	-	-	-

VIOLENCE PREVALENCE FROM SELECTED MULTI-COUNTRY SURVEYS^a

	Male%	Female%
Experiencing violent discipline in the past month, 1–14 year olds	-	-
Witnessing physical violence in the home prior to 18 years, 18–24 year olds	-	-
Sexual victimization prior to 18 years, 18–24 year olds	-	-
Bullying victimization in the past 30 days/few months, 11–15 year olds	34	33
Involvement in physical fighting in the past 12 months, 13–15 year olds	-	-

^a Countries may have data available from several other surveys but in the interests of global comparability, indicators from the most widely available internationally comparable surveys have been selected



GOVERNANCE AND MONITORING TO END VIOLENCE AGAINST CHILDREN

5 Government sectors with functions addressing violence against children,
2 of which have coordinating function

National action plan/s

	Funding			Funding	
Child maltreatment	NO	-	School-based violence	YES	Full
Youth violence	NO	-	Gender-based violence	NO	-
Sexual violence	NO	-	Other	NO	-

Includes prevalence indicator/s: NO

IMPLEMENTATION OF INSPIRE STRATEGIES AND APPROACHES

Implementation and enforcement of laws

		Perceived enforcement				Perceived enforcement	
		Low	High			Low	High
Bans on corporal punishment in all settings	YES			Against weapons on school premises	YES		
Against statutory rape	YES			Providing for victim compensation	NO		Not asked
Against contact sexual violence excluding rape	YES			Providing for victim legal representation	YES		Not asked
Against non-contact sexual violence	YES			Minimum age for alcohol sales	18		Not asked
Regulating civilian access to and use of firearms	YES						

	Level	Implementation support			Perceived reach	
		Funds	Tools	Training	Very few	Nearly all
Norms and values						
Strengthening non-violent norms	National	YES	YES	YES		
Community mobilization	National	YES	YES	YES		
Bystander interventions	National	YES	YES	YES		
Safe environments						
Addressing violence "hotspots"	National	YES	YES	YES		
Interrupting the spread of violence	National	YES	YES	YES		
Improving the built environment	National	YES	YES	YES		
Parent and caregiver support						
Home visiting	None	-	-	-	-	-
Centre-based parenting support	None	-	-	-	-	-
Income and economic strengthening						
Cash transfers	Subnational	-	-	-	-	-
Group savings and loans with gender equity training	National	YES	YES	YES		
Microfinance and gender equity training	National	YES	YES	YES		
Response and support services						
Child protection services	National	YES	YES	YES		
Clinical services for sexual violence victims	Subnational	-	-	-	-	-
Mental health services for victims	Subnational	-	-	-	-	-
Mental health services for perpetrators	National	NO	YES	NO		
Identification and referral for victims	National	YES	YES	YES		
Identification and referral for perpetrators	None	-	-	-	-	-
Education and life skills						
Increasing school enrolment	National	YES	YES	YES		
Helping children protect themselves from sexual abuse	Subnational	-	-	-	-	-
Life and social skills training	National	YES	YES	YES		
School-based anti-bullying	National	YES	YES	YES		
School-based dating violence prevention	None	-	-	-	-	-
Reducing violence by school staff	National	NO	YES	YES		

VIOLENCE PREVALENCE FROM SELECTED MULTI-COUNTRY SURVEYS^a

	Male%	Female%
Experiencing violent discipline in the past month, 1–14 year olds	90 ^b	88 ^b
Witnessing physical violence in the home prior to 18 years, 18–24 year olds	-	-
Sexual victimization prior to 18 years, 18–24 year olds	-	-
Bullying victimization in the past 30 days/few months, 11–15 year olds	-	-
Involvement in physical fighting in the past 12 months, 13–15 year olds	-	-

a Countries may have data available from several other surveys but in the interests of global comparability, indicators from the most widely available internationally comparable surveys have been selected

b Data differ from the standard definition or refer to only part of the country



GOVERNANCE AND MONITORING TO END VIOLENCE AGAINST CHILDREN

6 Government sectors with functions addressing violence against children,
5 of which have coordinating function

National action plan/s

	Funding			Funding	
Child maltreatment	NO	-	School-based violence	NO	-
Youth violence	NO	-	Gender-based violence	NO	-
Sexual violence	NO	-	Other	NO	-

Includes prevalence indicator/s: NO

IMPLEMENTATION OF INSPIRE STRATEGIES AND APPROACHES

Implementation and enforcement of laws

	Perceived enforcement			Perceived enforcement	
	Low	High		Low	High
Bans on corporal punishment in all settings	NO		Against weapons on school premises	YES	
Against statutory rape	YES		Providing for victim compensation	NO	Not asked
Against contact sexual violence excluding rape	YES		Providing for victim legal representation	YES	Not asked
Against non-contact sexual violence	YES		Minimum age for alcohol sales	18	Not asked
Regulating civilian access to and use of firearms	YES				

	Level	Implementation support			Perceived reach	
		Funds	Tools	Training	Very few	Nearly all
Norms and values						
Strengthening non-violent norms	Subnational	-	-	-	-	-
Community mobilization	Subnational	-	-	-	-	-
Bystander interventions	None	-	-	-	-	-
Safe environments						
Addressing violence "hotspots"	None	-	-	-	-	-
Interrupting the spread of violence	National	YES	YES	YES		-
Improving the built environment	National	YES	NO	NO		-
Parent and caregiver support						
Home visiting	National	NO	NO	YES		-
Centre-based parenting support	National	NO	YES	NO		-
Income and economic strengthening						
Cash transfers	National	YES	NO	NO		-
Group savings and loans with gender equity training	-	-	-	-	-	-
Microfinance and gender equity training	None	-	-	-	-	-
Response and support services						
Child protection services	National	NO	YES	YES		-
Clinical services for sexual violence victims	National	NO	YES	NO		-
Mental health services for victims	National	NO	YES	NO		-
Mental health services for perpetrators	None	-	-	-	-	-
Identification and referral for victims	National	NO	YES	NO		-
Identification and referral for perpetrators	National	NO	YES	NO		-
Education and life skills						
Increasing school enrolment	National	YES	YES	YES		-
Helping children protect themselves from sexual abuse	None	-	-	-	-	-
Life and social skills training	National	NO	YES	YES		-
School-based anti-bullying	None	-	-	-	-	-
School-based dating violence prevention	None	-	-	-	-	-
Reducing violence by school staff	Subnational	-	-	-	-	-

VIOLENCE PREVALENCE FROM SELECTED MULTI-COUNTRY SURVEYS^a

	Male%	Female%
Experiencing violent discipline in the past month, 1–14 year olds	70	68
Witnessing physical violence in the home prior to 18 years, 18–24 year olds	-	-
Sexual victimization prior to 18 years, 18–24 year olds	-	-
Bullying victimization in the past 30 days/few months, 11–15 year olds	7	7
Involvement in physical fighting in the past 12 months, 13–15 year olds	30	13

^a Countries may have data available from several other surveys but in the interests of global comparability, indicators from the most widely available internationally comparable surveys have been selected



GOVERNANCE AND MONITORING TO END VIOLENCE AGAINST CHILDREN

9 Government sectors with functions addressing violence against children,
5 of which have coordinating function

National action plan/s

	YES	Funding
Child maltreatment	YES	Full
Youth violence	YES	Full
Sexual violence	YES	Full

Includes prevalence indicator/s: NO

	YES	Funding
School-based violence	YES	Full
Gender-based violence	YES	Full
Other	NO	-

IMPLEMENTATION OF INSPIRE STRATEGIES AND APPROACHES

Implementation and enforcement of laws

		Perceived enforcement				Perceived enforcement	
		Low	High			Low	High
Bans on corporal punishment in all settings	NO			Against weapons on school premises	YES		
Against statutory rape	YES			Providing for victim compensation	YES	Not asked	
Against contact sexual violence excluding rape	YES			Providing for victim legal representation	YES	Not asked	
Against non-contact sexual violence	YES			Minimum age for alcohol sales	20	Not asked	
Regulating civilian access to and use of firearms	YES						

	Level	Implementation support			Perceived reach	
		Funds	Tools	Training	Very few	Nearly all
Norms and values						
Strengthening non-violent norms	National	YES	YES	YES		
Community mobilization	National	YES	YES	NO		
Bystander interventions	National	NO	YES	NO		
Safe environments						
Addressing violence "hotspots"	Subnational	-	-	-		
Interrupting the spread of violence	None	-	-	-		
Improving the built environment	National	YES	YES	YES		
Parent and caregiver support						
Home visiting	National	YES	YES	NO		
Centre-based parenting support	National	YES	YES	YES		
Income and economic strengthening						
Cash transfers	None	-	-	-		
Group savings and loans with gender equity training	None	-	-	-		
Microfinance and gender equity training	None	-	-	-		

Response and support services

	Level	YES	YES	YES	
Child protection services	National	YES	YES	YES	
Clinical services for sexual violence victims	National	YES	YES	YES	
Mental health services for victims	National	YES	YES	NO	
Mental health services for perpetrators	None	-	-	-	
Identification and referral for victims	National	YES	YES	NO	
Identification and referral for perpetrators	National	YES	YES	NO	

Education and life skills

	Level	YES	YES	YES	
Increasing school enrolment	National	YES	YES	YES	
Helping children protect themselves from sexual abuse	National	NO	YES	YES	
Life and social skills training	National	NO	YES	YES	
School-based anti-bullying	National	NO	YES	YES	
School-based dating violence prevention	Subnational	-	-	-	
Reducing violence by school staff	National	NO	YES	YES	

VIOLENCE PREVALENCE FROM SELECTED MULTI-COUNTRY SURVEYS^a

	Male%	Female%
Experiencing violent discipline in the past month, 1–14 year olds	77	73
Witnessing physical violence in the home prior to 18 years, 18–24 year olds	-	-
Sexual victimization prior to 18 years, 18–24 year olds	-	-
Bullying victimization in the past 30 days/few months, 11–15 year olds	38	28
Involvement in physical fighting in the past 12 months, 13–15 year olds	37	21

^a Countries may have data available from several other surveys but in the interests of global comparability, indicators from the most widely available internationally comparable surveys have been selected



GOVERNANCE AND MONITORING TO END VIOLENCE AGAINST CHILDREN



1 Government sector with functions addressing violence against children,
1 of which has coordinating function

National action plan/s

	Funding		Funding	
Child maltreatment	YES	Full	School-based violence	YES Full
Youth violence	YES	Full	Gender-based violence	YES Full
Sexual violence	YES	Full	Other	NO -

Includes prevalence indicator/s: NO

IMPLEMENTATION OF INSPIRE STRATEGIES AND APPROACHES

Implementation and enforcement of laws

	Perceived enforcement		Perceived enforcement	
	Low	High	Low	High
Bans on corporal punishment in all settings	YES		Against weapons on school premises	YES
Against statutory rape	YES		Providing for victim compensation	YES Not asked
Against contact sexual violence excluding rape	YES		Providing for victim legal representation	YES Not asked
Against non-contact sexual violence	YES		Minimum age for alcohol sales	NO Not asked
Regulating civilian access to and use of firearms	NO	-		

	Level	Implementation support			Perceived reach	
		Funds	Tools	Training	Very few	Nearly all
Norms and values						
Strengthening non-violent norms	National	YES	YES	YES		
Community mobilization	National	YES	YES	YES		
Bystander interventions	National	YES	YES	YES		
Safe environments						
Addressing violence "hotspots"	None	-	-	-	-	-
Interrupting the spread of violence	None	-	-	-	-	-
Improving the built environment	Subnational	-	-	-	-	-
Parent and caregiver support						
Home visiting	Subnational	-	-	-	-	-
Centre-based parenting support	Subnational	-	-	-	-	-
Income and economic strengthening						
Cash transfers	National	YES	YES	YES		
Group savings and loans with gender equity training	None	-	-	-	-	-
Microfinance and gender equity training	National	YES	YES	YES		
Response and support services						
Child protection services	National	YES	YES	YES		
Clinical services for sexual violence victims	National	YES	YES	YES		
Mental health services for victims	National	YES	YES	YES		
Mental health services for perpetrators	National	YES	YES	YES		
Identification and referral for victims	National	YES	YES	YES		
Identification and referral for perpetrators	National	YES	YES	YES		
Education and life skills						
Increasing school enrolment	National	YES	YES	YES		
Helping children protect themselves from sexual abuse	National	NO	NO	YES		
Life and social skills training	National	NO	YES	YES		
School-based anti-bullying	National	NO	NO	YES		
School-based dating violence prevention	National	NO	NO	YES		
Reducing violence by school staff	National	NO	NO	YES		

VIOLENCE PREVALENCE FROM SELECTED MULTI-COUNTRY SURVEYS^a

	Male%	Female%
Experiencing violent discipline in the past month, 1–14 year olds	-	-
Witnessing physical violence in the home prior to 18 years, 18–24 year olds	-	-
Sexual victimization prior to 18 years, 18–24 year olds	-	-
Bullying victimization in the past 30 days/few months, 11–15 year olds	39	25
Involvement in physical fighting in the past 12 months, 13–15 year olds	40	27

^a Countries may have data available from several other surveys but in the interests of global comparability, indicators from the most widely available internationally comparable surveys have been selected



GOVERNANCE AND MONITORING TO END VIOLENCE AGAINST CHILDREN

1 Government sector with functions addressing violence against children,
1 of which has coordinating function

National action plan/s			Funding		Funding	
Child maltreatment	NO	-	School-based violence	YES	Partial	
Youth violence	NO	-	Gender-based violence	NO	-	
Sexual violence	NO	-	Other	YES	Partial	

Includes prevalence indicator/s: -

IMPLEMENTATION OF INSPIRE STRATEGIES AND APPROACHES

Implementation and enforcement of laws

		Perceived enforcement				Perceived enforcement	
		Low	High			Low	High
Bans on corporal punishment in all settings	YES			Against weapons on school premises	-	-	
Against statutory rape	YES			Providing for victim compensation	NO	Not asked	
Against contact sexual violence excluding rape	YES			Providing for victim legal representation	NO	Not asked	
Against non-contact sexual violence	YES			Minimum age for alcohol sales	18	Not asked	
Regulating civilian access to and use of firearms	YES						

Implementation support

	Level	Implementation support			Perceived reach	
		Funds	Tools	Training	Very few	Nearly all
Norms and values						
Strengthening non-violent norms	National	YES	NO	YES		
Community mobilization	Subnational	-	-	-	-	-
Bystander interventions	-	-	-	-	-	-

Safe environments

Addressing violence "hotspots"	-	-	-	-	-	-
Interrupting the spread of violence	-	-	-	-	-	-
Improving the built environment	None	-	-	-	-	-

Parent and caregiver support

Home visiting	None	-	-	-	-	-
Centre-based parenting support	National	NO	YES	YES		

Income and economic strengthening

Cash transfers	Subnational	-	-	-	-	-
Group savings and loans with gender equity training	None	-	-	-	-	-
Microfinance and gender equity training	None	-	-	-	-	-

Response and support services

Child protection services	National	YES	YES	YES	
Clinical services for sexual violence victims	National	YES	YES	YES	
Mental health services for victims	National	YES	YES	YES	
Mental health services for perpetrators	National	YES	YES	YES	
Identification and referral for victims	None	-	-	-	-
Identification and referral for perpetrators	None	-	-	-	-

Education and life skills

Increasing school enrolment	National	NO	YES	NO	
Helping children protect themselves from sexual abuse	National	NO	YES	YES	
Life and social skills training	None	-	-	-	-
School-based anti-bullying	None	-	-	-	-
School-based dating violence prevention	None	-	-	-	-
Reducing violence by school staff	None	-	-	-	-

VIOLENCE PREVALENCE FROM SELECTED MULTI-COUNTRY SURVEYS^a

	Male%	Female%
Experiencing violent discipline in the past month, 1–14 year olds	92	91
Witnessing physical violence in the home prior to 18 years, 18–24 year olds	-	-
Sexual victimization prior to 18 years, 18–24 year olds	-	-
Bullying victimization in the past 30 days/few months, 11–15 year olds	-	-
Involvement in physical fighting in the past 12 months, 13–15 year olds	-	-

^a Countries may have data available from several other surveys but in the interests of global comparability, indicators from the most widely available internationally comparable surveys have been selected



GOVERNANCE AND MONITORING TO END VIOLENCE AGAINST CHILDREN

9 Government sectors with functions addressing violence against children,
2 of which have coordinating function

National action plan/s

	Funding			Funding	
Child maltreatment	NO	-	School-based violence	NO	-
Youth violence	NO	-	Gender-based violence	NO	-
Sexual violence	NO	-	Other	NO	-

Includes prevalence indicator/s: NO

IMPLEMENTATION OF INSPIRE STRATEGIES AND APPROACHES

Implementation and enforcement of laws

		Perceived enforcement				Perceived enforcement	
		Low	High			Low	High
Bans on corporal punishment in all settings	NO			Against weapons on school premises	-	-	
Against statutory rape	YES			Providing for victim compensation	YES	Not asked	
Against contact sexual violence excluding rape	YES			Providing for victim legal representation	YES	Not asked	
Against non-contact sexual violence	YES			Minimum age for alcohol sales	18	Not asked	
Regulating civilian access to and use of firearms	YES						

	Level	Implementation support			Perceived reach	
		Funds	Tools	Training	Very few	Nearly all
Norms and values						
Strengthening non-violent norms	National	YES	YES	YES		
Community mobilization	National	YES	NO	YES		
Bystander interventions	National	YES	NO	YES		
Safe environments						
Addressing violence "hotspots"	National	YES	YES	YES		
Interrupting the spread of violence	National	YES	NO	YES		
Improving the built environment	National	NO	YES	NO		
Parent and caregiver support						
Home visiting	National	YES	YES	YES		
Centre-based parenting support	National	YES	YES	YES		
Income and economic strengthening						
Cash transfers	National	YES	NO	YES		
Group savings and loans with gender equity training	None	-	-	-	-	-
Microfinance and gender equity training	None	-	-	-	-	-
Response and support services						
Child protection services	National	YES	YES	YES		
Clinical services for sexual violence victims	National	YES	YES	YES		
Mental health services for victims	National	YES	YES	YES		
Mental health services for perpetrators	National	YES	NO	NO		
Identification and referral for victims	National	YES	YES	YES		
Identification and referral for perpetrators	National	YES	YES	YES		
Education and life skills						
Increasing school enrolment	National	YES	YES	YES		
Helping children protect themselves from sexual abuse	National	YES	YES	YES		
Life and social skills training	National	YES	YES	YES		
School-based anti-bullying	National	YES	YES	YES		
School-based dating violence prevention	Subnational	-	-	-	-	-
Reducing violence by school staff	National	YES	YES	YES		

VIOLENCE PREVALENCE FROM SELECTED MULTI-COUNTRY SURVEYS^a

	Male%	Female%
Experiencing violent discipline in the past month, 1–14 year olds	79 ^b	75 ^b
Witnessing physical violence in the home prior to 18 years, 18–24 year olds	-	-
Sexual victimization prior to 18 years, 18–24 year olds	-	-
Bullying victimization in the past 30 days/few months, 11–15 year olds	18	13
Involvement in physical fighting in the past 12 months, 13–15 year olds	45	27

a Countries may have data available from several other surveys but in the interests of global comparability, indicators from the most widely available internationally comparable surveys have been selected

b Data differ from the standard definition or refer to only part of the country



GOVERNANCE AND MONITORING TO END VIOLENCE AGAINST CHILDREN

10 Government sectors with functions addressing violence against children,
3 of which have coordinating function

National action plan/s

		Funding		Funding
Child maltreatment	YES	Full	School-based violence	NO -
Youth violence	YES	Partial	Gender-based violence	NO -
Sexual violence	NO	-	Other	NO -

Includes prevalence indicator/s: NO

IMPLEMENTATION OF INSPIRE STRATEGIES AND APPROACHES

Implementation and enforcement of laws

		Perceived enforcement				Perceived enforcement	
		Low	High			Low	High
Bans on corporal punishment in all settings	YES			Against weapons on school premises	YES		
Against statutory rape	YES			Providing for victim compensation	YES	Not asked	
Against contact sexual violence excluding rape	YES			Providing for victim legal representation	YES	Not asked	
Against non-contact sexual violence	YES			Minimum age for alcohol sales	-	Not asked	
Regulating civilian access to and use of firearms	YES						

	Level	Implementation support			Perceived reach	
		Funds	Tools	Training	Very few	Nearly all
Norms and values						
Strengthening non-violent norms	National	YES	YES	YES		
Community mobilization	National	YES	YES	YES		
Bystander interventions	National	YES	YES	YES		
Safe environments						
Addressing violence "hotspots"	None	-	-	-	-	-
Interrupting the spread of violence	None	-	-	-	-	-
Improving the built environment	None	-	-	-	-	-
Parent and caregiver support						
Home visiting	None	-	-	-	-	-
Centre-based parenting support	None	-	-	-	-	-
Income and economic strengthening						
Cash transfers	None	-	-	-	-	-
Group savings and loans with gender equity training	National	YES	YES	YES		
Microfinance and gender equity training	National	YES	YES	YES		
Response and support services						
Child protection services	National	YES	YES	YES		
Clinical services for sexual violence victims	National	YES	NO	YES		
Mental health services for victims	National	YES	NO	YES		
Mental health services for perpetrators	None	-	-	-	-	-
Identification and referral for victims	None	-	-	-	-	-
Identification and referral for perpetrators	None	-	-	-	-	-
Education and life skills						
Increasing school enrolment	National	YES	YES	YES		
Helping children protect themselves from sexual abuse	Subnational	-	-	-	-	-
Life and social skills training	National	YES	YES	YES		
School-based anti-bullying	Subnational	-	-	-	-	-
School-based dating violence prevention	None	-	-	-	-	-
Reducing violence by school staff	National	YES	NO	YES		

VIOLENCE PREVALENCE FROM SELECTED MULTI-COUNTRY SURVEYS^a

	Male%	Female%
Experiencing violent discipline in the past month, 1–14 year olds	89	87
Witnessing physical violence in the home prior to 18 years, 18–24 year olds	-	-
Sexual victimization prior to 18 years, 18–24 year olds	-	-
Bullying victimization in the past 30 days/few months, 11–15 year olds	37	24
Involvement in physical fighting in the past 12 months, 13–15 year olds	71	24

^a Countries may have data available from several other surveys but in the interests of global comparability, indicators from the most widely available internationally comparable surveys have been selected



GOVERNANCE AND MONITORING TO END VIOLENCE AGAINST CHILDREN

- 1 Government sector with functions addressing violence against children,
1 of which has coordinating function

National action plan/s

	Funding			Funding	
Child maltreatment	NO	-	School-based violence	NO	-
Youth violence	NO	-	Gender-based violence	NO	-
Sexual violence	NO	-	Other	NO	-

Includes prevalence indicator/s: NO

IMPLEMENTATION OF INSPIRE STRATEGIES AND APPROACHES

Implementation and enforcement of laws

	Perceived enforcement		Perceived enforcement	
	Low	High	Low	High
Bans on corporal punishment in all settings	NO		Against weapons on school premises	YES -
Against statutory rape	YES	-	Providing for victim compensation	YES Not asked
Against contact sexual violence excluding rape	YES		Providing for victim legal representation	YES Not asked
Against non-contact sexual violence	YES		Minimum age for alcohol sales	18 Not asked
Regulating civilian access to and use of firearms	YES			

	Level	Implementation support			Perceived reach	
		Funds	Tools	Training	Very few	Nearly all
Norms and values						
Strengthening non-violent norms	National	NO	NO	NO	-	-
Community mobilization	National	NO	NO	NO	-	-
Bystander interventions	-	-	-	-	-	-
Safe environments						
Addressing violence "hotspots"	National	NO	NO	YES		-
Interrupting the spread of violence	National	NO	NO	YES		-
Improving the built environment	-	-	-	-	-	-
Parent and caregiver support						
Home visiting	National	YES	YES	YES		-
Centre-based parenting support	National	NO	NO	NO	-	-
Income and economic strengthening						
Cash transfers	National	YES	NO	NO		-
Group savings and loans with gender equity training	-	-	-	-	-	-
Microfinance and gender equity training	National	YES	NO	NO		-
Response and support services						
Child protection services	National	YES	NO	NO		-
Clinical services for sexual violence victims	National	YES	YES	YES		-
Mental health services for victims	National	YES	YES	NO		-
Mental health services for perpetrators	National	YES	NO	YES		-
Identification and referral for victims	National	YES	YES	YES		-
Identification and referral for perpetrators	National	YES	YES	YES		-
Education and life skills						
Increasing school enrolment	National	NO	NO	NO	-	-
Helping children protect themselves from sexual abuse	National	NO	NO	NO	-	-
Life and social skills training	National	NO	NO	NO	-	-
School-based anti-bullying	National	NO	NO	NO	-	-
School-based dating violence prevention	-	-	-	-	-	-
Reducing violence by school staff	National	NO	NO	NO	-	-

VIOLENCE PREVALENCE FROM SELECTED MULTI-COUNTRY SURVEYS^a

	Male%	Female%
Experiencing violent discipline in the past month, 1–14 year olds	-	-
Witnessing physical violence in the home prior to 18 years, 18–24 year olds	-	-
Sexual victimization prior to 18 years, 18–24 year olds	-	-
Bullying victimization in the past 30 days/few months, 11–15 year olds	57	54
Involvement in physical fighting in the past 12 months, 13–15 year olds	-	-

^a Countries may have data available from several other surveys but in the interests of global comparability, indicators from the most widely available internationally comparable surveys have been selected



GOVERNANCE AND MONITORING TO END VIOLENCE AGAINST CHILDREN

3 Government sectors with functions addressing violence against children,
3 of which have coordinating function

National action plan/s

National action plan/s	Funding			Funding	
	YES	-		YES	-
Child maltreatment	YES	-	School-based violence	YES	-
Youth violence	YES	-	Gender-based violence	YES	-
Sexual violence	YES	-	Other	NO	-

Includes prevalence indicator/s: NO

IMPLEMENTATION OF INSPIRE STRATEGIES AND APPROACHES

Implementation and enforcement of laws

		Perceived enforcement			Perceived enforcement	
		Low	High		Low	High
Bans on corporal punishment in all settings	NO			Against weapons on school premises	NO	-
Against statutory rape	YES			Providing for victim compensation	NO	Not asked
Against contact sexual violence excluding rape	YES	-		Providing for victim legal representation	YES	Not asked
Against non-contact sexual violence	YES	-		Minimum age for alcohol sales	-	Not asked
Regulating civilian access to and use of firearms	YES					

	Level	Implementation support			Perceived reach	
		Funds	Tools	Training	Very few	Nearly all
Norms and values						
Strengthening non-violent norms	Subnational	-	-	-	-	-
Community mobilization	Subnational	-	-	-	-	-
Bystander interventions	-	-	-	-	-	-
Safe environments						
Addressing violence "hotspots"	Subnational	-	-	-	-	-
Interrupting the spread of violence	None	-	-	-	-	-
Improving the built environment	None	-	-	-	-	-
Parent and caregiver support						
Home visiting	None	-	-	-	-	-
Centre-based parenting support	None	-	-	-	-	-
Income and economic strengthening						
Cash transfers	None	-	-	-	-	-
Group savings and loans with gender equity training	None	-	-	-	-	-
Microfinance and gender equity training	None	-	-	-	-	-
Response and support services						
Child protection services	National	YES	NO	YES		
Clinical services for sexual violence victims	None	-	-	-	-	-
Mental health services for victims	None	-	-	-	-	-
Mental health services for perpetrators	None	-	-	-	-	-
Identification and referral for victims	None	-	-	-	-	-
Identification and referral for perpetrators	None	-	-	-	-	-
Education and life skills						
Increasing school enrolment	National	YES	YES	YES		
Helping children protect themselves from sexual abuse	None	-	-	-	-	-
Life and social skills training	None	-	-	-	-	-
School-based anti-bullying	None	-	-	-	-	-
School-based dating violence prevention	None	-	-	-	-	-
Reducing violence by school staff	None	-	-	-	-	-

VIOLENCE PREVALENCE FROM SELECTED MULTI-COUNTRY SURVEYS^a

	Male%	Female%
Experiencing violent discipline in the past month, 1–14 year olds	-	-
Witnessing physical violence in the home prior to 18 years, 18–24 year olds	-	-
Sexual victimization prior to 18 years, 18–24 year olds	-	-
Bullying victimization in the past 30 days/few months, 11–15 year olds	40	15
Involvement in physical fighting in the past 12 months, 13–15 year olds	77	66

^a Countries may have data available from several other surveys but in the interests of global comparability, indicators from the most widely available internationally comparable surveys have been selected



GOVERNANCE AND MONITORING TO END VIOLENCE AGAINST CHILDREN

8 Government sectors with functions addressing violence against children,
5 of which have coordinating function

National action plan/s

		Funding		Funding
Child maltreatment	YES	Partial	School-based violence	YES Partial
Youth violence	YES	Partial	Gender-based violence	YES Partial
Sexual violence	YES	Partial	Other	NO -

Includes prevalence indicator/s: YES (Sexual, school-based)

IMPLEMENTATION OF INSPIRE STRATEGIES AND APPROACHES

Implementation and enforcement of laws

	Perceived enforcement			Perceived enforcement	
	Low	High		Low	High
Bans on corporal punishment in all settings	NO	-	Against weapons on school premises	YES	
Against statutory rape	NO ^a	-	Providing for victim compensation	NO	Not asked
Against contact sexual violence excluding rape	NO ^a	-	Providing for victim legal representation	NO	Not asked
Against non-contact sexual violence	NO ^a	-	Minimum age for alcohol sales	18	Not asked
Regulating civilian access to and use of firearms	YES				

	Level	Implementation support			Perceived reach	
		Funds	Tools	Training	Very few	Nearly all

Norms and values

Strengthening non-violent norms	None	-	-	-	-
Community mobilization	National	YES	YES	YES	
Bystander interventions	None	-	-	-	-

Safe environments

Addressing violence "hotspots"	None	-	-	-	-
Interrupting the spread of violence	None	-	-	-	-
Improving the built environment	None	-	-	-	-

Parent and caregiver support

Home visiting	None	-	-	-	-
Centre-based parenting support	None	-	-	-	-

Income and economic strengthening

Cash transfers	National	NO	YES	YES	
Group savings and loans with gender equity training	None	-	-	-	-
Microfinance and gender equity training	None	-	-	-	-

Response and support services

Child protection services	National	NO	YES	YES	
Clinical services for sexual violence victims	National	NO	YES	YES	
Mental health services for victims	None	-	-	-	-
Mental health services for perpetrators	None	-	-	-	-
Identification and referral for victims	National	NO	YES	YES	
Identification and referral for perpetrators	None	-	-	-	-

Education and life skills

Increasing school enrolment	National	YES	YES	YES	
Helping children protect themselves from sexual abuse	National	YES	YES	YES	
Life and social skills training	National	YES	YES	YES	
School-based anti-bullying	Subnational	-	-	-	-
School-based dating violence prevention	Subnational	-	-	-	-
Reducing violence by school staff	National	NO	YES	YES	

VIOLENCE PREVALENCE FROM SELECTED MULTI-COUNTRY SURVEYS^b

	Male%	Female%
Experiencing violent discipline in the past month, 1–14 year olds	85	85
Witnessing physical violence in the home prior to 18 years, 18–24 year olds	65	67
Sexual victimization prior to 18 years, 18–24 year olds	17	35
Bullying victimization in the past 30 days/few months, 11–15 year olds	50	41
Involvement in physical fighting in the past 12 months, 13–15 year olds	39	32

^a Law applies to females only

^b Countries may have data available from several other surveys but in the interests of global comparability, indicators from the most widely available internationally comparable surveys have been selected



GOVERNANCE AND MONITORING TO END VIOLENCE AGAINST CHILDREN

7 Government sectors with functions addressing violence against children,
1 of which has coordinating function

National action plan/s

		Funding		Funding
Child maltreatment	YES	Partial	School-based violence	YES Partial
Youth violence	YES	Partial	Gender-based violence	YES Partial
Sexual violence	YES	Partial	Other	NO -

Includes prevalence indicator/s: NO

IMPLEMENTATION OF INSPIRE STRATEGIES AND APPROACHES

Implementation and enforcement of laws

		Perceived enforcement				Perceived enforcement	
		Low	High			Low	High
Bans on corporal punishment in all settings	YES			Against weapons on school premises	YES		
Against statutory rape	YES			Providing for victim compensation	NO	Not asked	
Against contact sexual violence excluding rape	YES			Providing for victim legal representation	YES	Not asked	
Against non-contact sexual violence	YES			Minimum age for alcohol sales	18	Not asked	
Regulating civilian access to and use of firearms	YES						

	Level	Implementation support			Perceived reach	
		Funds	Tools	Training	Very few	Nearly all
Norms and values						
Strengthening non-violent norms	National	NO	YES	YES		
Community mobilization	National	YES	YES	YES		
Bystander interventions	None	-	-	-	-	
Safe environments						
Addressing violence "hotspots"	National	NO	YES	YES		
Interrupting the spread of violence	National	NO	YES	YES		
Improving the built environment	National	YES	YES	YES		
Parent and caregiver support						
Home visiting	National	NO	YES	YES		
Centre-based parenting support	National	YES	YES	YES		
Income and economic strengthening						
Cash transfers	National	YES	YES	YES		
Group savings and loans with gender equity training	National	NO	YES	YES		
Microfinance and gender equity training	None	-	-	-	-	
Response and support services						
Child protection services	National	NO	YES	YES		
Clinical services for sexual violence victims	National	YES	YES	NO		
Mental health services for victims	National	YES	YES	NO		
Mental health services for perpetrators	National	YES	NO	NO		
Identification and referral for victims	National	YES	YES	NO		
Identification and referral for perpetrators	National	YES	YES	NO		
Education and life skills						
Increasing school enrolment	National	YES	YES	YES		
Helping children protect themselves from sexual abuse	National	NO	YES	YES		
Life and social skills training	National	NO	YES	YES		
School-based anti-bullying	National	NO	YES	YES		
School-based dating violence prevention	None	-	-	-	-	
Reducing violence by school staff	National	NO	YES	YES		

VIOLENCE PREVALENCE FROM SELECTED MULTI-COUNTRY SURVEYS^a

	Male%	Female%
Experiencing violent discipline in the past month, 1–14 year olds	68 ^b	55 ^b
Witnessing physical violence in the home prior to 18 years, 18–24 year olds	-	-
Sexual victimization prior to 18 years, 18–24 year olds	-	-
Bullying victimization in the past 30 days/few months, 11–15 year olds	39	37
Involvement in physical fighting in the past 12 months, 13–15 year olds	-	-

a Countries may have data available from several other surveys but in the interests of global comparability, indicators from the most widely available internationally comparable surveys have been selected

b Data differ from the standard definition or refer to only part of the country



GOVERNANCE AND MONITORING TO END VIOLENCE AGAINST CHILDREN

8 Government sectors with functions addressing violence against children,
8 of which have coordinating function

National action plan/s

	Funding		Funding	
	YES	Full	NO	-
Child maltreatment	YES	Full	NO	-
Youth violence	NO	-	YES ^a	-
Sexual violence	YES ^a	-	NO	-

Includes prevalence indicator/s: NO

IMPLEMENTATION OF INSPIRE STRATEGIES AND APPROACHES

Implementation and enforcement of laws

	Perceived enforcement		Perceived enforcement	
	Low	High	Low	High
Bans on corporal punishment in all settings	NO	-	YES	-
Against statutory rape	YES		YES	Not asked
Against contact sexual violence excluding rape	YES	-	NO	Not asked
Against non-contact sexual violence	YES	-	18	Not asked
Regulating civilian access to and use of firearms	YES			

	Level	Implementation support			Perceived reach	
		Funds	Tools	Training	Very few	Nearly all
Norms and values						
Strengthening non-violent norms	National	YES	YES	NO		
Community mobilization	National	NO	NO	YES	-	
Bystander interventions	National	YES	NO	YES		
Safe environments						
Addressing violence "hotspots"	National	YES	YES	YES		
Interrupting the spread of violence	National	YES	YES	YES		
Improving the built environment	-	-	-	-	-	-
Parent and caregiver support						
Home visiting	National	YES	YES	YES	-	
Centre-based parenting support	National	YES	NO	NO	-	
Income and economic strengthening						
Cash transfers	National	YES	NO	NO	-	
Group savings and loans with gender equity training	None	-	-	-	-	-
Microfinance and gender equity training	None	-	-	-	-	-
Response and support services						
Child protection services	National	YES	YES	NO		
Clinical services for sexual violence victims	National	YES	NO	NO	-	
Mental health services for victims	National	YES	NO	NO	-	
Mental health services for perpetrators	National	YES	NO	NO	-	
Identification and referral for victims	National	NO	YES	NO	-	
Identification and referral for perpetrators	-	-	-	-	-	-
Education and life skills						
Increasing school enrolment	National	YES	YES	YES		
Helping children protect themselves from sexual abuse	National	YES	YES	YES		
Life and social skills training	National	YES	YES	YES		
School-based anti-bullying	National	YES	YES	NO		
School-based dating violence prevention	National	YES	YES	NO		
Reducing violence by school staff	National	NO	YES	NO		

VIOLENCE PREVALENCE FROM SELECTED MULTI-COUNTRY SURVEYS^b

	Male%	Female%
Experiencing violent discipline in the past month, 1–14 year olds	-	-
Witnessing physical violence in the home prior to 18 years, 18–24 year olds	-	-
Sexual victimization prior to 18 years, 18–24 year olds	-	-
Bullying victimization in the past 30 days/few months, 11–15 year olds	^a	^a
Involvement in physical fighting in the past 12 months, 13–15 year olds	-	-

^a Subnational

^b Countries may have data available from several other surveys but in the interests of global comparability, indicators from the most widely available internationally comparable surveys have been selected



GOVERNANCE AND MONITORING TO END VIOLENCE AGAINST CHILDREN

5 Government sectors with functions addressing violence against children,
3 of which have coordinating function

National action plan/s

		Funding		Funding
Child maltreatment	YES	Partial	School-based violence	YES Partial
Youth violence	YES	Partial	Gender-based violence	YES Partial
Sexual violence	YES	Partial	Other	NO -

Includes prevalence indicator/s: YES (All types)

IMPLEMENTATION OF INSPIRE STRATEGIES AND APPROACHES

Implementation and enforcement of laws

		Perceived enforcement				Perceived enforcement	
		Low	High			Low	High
Bans on corporal punishment in all settings	NO	-		Against weapons on school premises	NO	-	
Against statutory rape	YES			Providing for victim compensation	NO	Not asked	
Against contact sexual violence excluding rape	YES			Providing for victim legal representation	YES	Not asked	
Against non-contact sexual violence	YES			Minimum age for alcohol sales	18	Not asked	
Regulating civilian access to and use of firearms	YES						

	Level	Implementation support			Perceived reach	
		Funds	Tools	Training	Very few	Nearly all
Norms and values						
Strengthening non-violent norms	National	NO	YES	YES		
Community mobilization	National	NO	YES	YES		
Bystander interventions	National	NO	NO	YES		
Safe environments						
Addressing violence "hotspots"	-	-	-	-	-	-
Interrupting the spread of violence	None	-	-	-	-	-
Improving the built environment	National	NO	YES	YES		
Parent and caregiver support						
Home visiting	National	NO	YES	YES		
Centre-based parenting support	National	NO	YES	YES		
Income and economic strengthening						
Cash transfers	National	YES	YES	YES		
Group savings and loans with gender equity training	National	YES	YES	YES		
Microfinance and gender equity training	National	YES	YES	YES		
Response and support services						
Child protection services	National	YES	YES	YES	-	
Clinical services for sexual violence victims	National	YES	YES	YES		
Mental health services for victims	National	YES	YES	YES		
Mental health services for perpetrators	National	YES	YES	YES		
Identification and referral for victims	National	YES	YES	YES		
Identification and referral for perpetrators	National	YES	YES	YES		
Education and life skills						
Increasing school enrolment	National	YES	YES	YES		
Helping children protect themselves from sexual abuse	National	YES	YES	YES		
Life and social skills training	National	YES	YES	YES		
School-based anti-bullying	National	NO	YES	YES		
School-based dating violence prevention	National	NO	YES	YES		
Reducing violence by school staff	National	NO	YES	YES		

VIOLENCE PREVALENCE FROM SELECTED MULTI-COUNTRY SURVEYS^a

	Male%	Female%
Experiencing violent discipline in the past month, 1–14 year olds	-	-
Witnessing physical violence in the home prior to 18 years, 18–24 year olds	-	-
Sexual victimization prior to 18 years, 18–24 year olds	12	27
Bullying victimization in the past 30 days/few months, 11–15 year olds	25	28
Involvement in physical fighting in the past 12 months, 13–15 year olds	33	28

^a Countries may have data available from several other surveys but in the interests of global comparability, indicators from the most widely available internationally comparable surveys have been selected



GOVERNANCE AND MONITORING TO END VIOLENCE AGAINST CHILDREN

10 Government sectors with functions addressing violence against children,
7 of which have coordinating function

National action plan/s

		Funding		Funding
Child maltreatment	YES	Partial	School-based violence	NO -
Youth violence	YES ^a	Partial	Gender-based violence	NO -
Sexual violence	YES	Partial	Other	NO -

Includes prevalence indicator/s: YES (All types)

IMPLEMENTATION OF INSPIRE STRATEGIES AND APPROACHES

Implementation and enforcement of laws

		Perceived enforcement				Perceived enforcement	
		Low	High			Low	High
Bans on corporal punishment in all settings	NO			Against weapons on school premises	YES		
Against statutory rape	YES ^b			Providing for victim compensation	YES	Not asked	
Against contact sexual violence excluding rape	YES ^c			Providing for victim legal representation	NO	Not asked	
Against non-contact sexual violence	YES ^c			Minimum age for alcohol sales	21	Not asked	
Regulating civilian access to and use of firearms	YES ^d						

	Level	Implementation support			Perceived reach	
		Funds	Tools	Training	Very few	Nearly all
Norms and values						
Strengthening non-violent norms	National	YES	YES	YES		
Community mobilization	Subnational	-	-	-	-	-
Bystander interventions	National	YES	YES	YES		
Safe environments						
Addressing violence "hotspots"	National	YES	YES	YES		
Interrupting the spread of violence	Subnational	-	-	-	-	-
Improving the built environment	National	YES	YES	YES		
Parent and caregiver support						
Home visiting	National	YES	YES	YES		
Centre-based parenting support	National	YES	YES	YES		
Income and economic strengthening						
Cash transfers	National	YES	YES	YES		
Group savings and loans with gender equity training	None	-	-	-	-	-
Microfinance and gender equity training	None	-	-	-	-	-
Response and support services						
Child protection services	National	YES	YES	YES		
Clinical services for sexual violence victims	National	YES	YES	YES		
Mental health services for victims	National	YES	YES	YES		
Mental health services for perpetrators	National	YES	YES	YES		
Identification and referral for victims	National	YES	YES	YES		
Identification and referral for perpetrators	None	-	-	-	-	-
Education and life skills						
Increasing school enrolment	National	YES	NO	YES		
Helping children protect themselves from sexual abuse	National	YES	YES	YES		
Life and social skills training	National	YES	YES	YES		
School-based anti-bullying	National	YES	YES	YES		
School-based dating violence prevention	National	YES	YES	YES		
Reducing violence by school staff	Subnational	-	-	-	-	-

VIOLENCE PREVALENCE FROM SELECTED MULTI-COUNTRY SURVEYS^e

	Male%	Female%
Experiencing violent discipline in the past month, 1–14 year olds	-	-
Witnessing physical violence in the home prior to 18 years, 18–24 year olds	-	-
Sexual victimization prior to 18 years, 18–24 year olds	-	-
Bullying victimization in the past 30 days/few months, 11–15 year olds	28	27
Involvement in physical fighting in the past 12 months, 13–15 year olds	34 ^f	23 ^e

- a Subnational
- b Most states do not use the term "statutory rape" but have statutes addressing sexual activity involving minors
- c Federal and state laws; federal law applies to specific interstate conduct that occurs in enumerated locations subject to federal jurisdictions
- d Federal, state and local laws. The nature and extent of laws regulating firearm access and use vary by state
- e Countries may have data available from several other surveys but in the interests of global comparability, indicators from the most widely available internationally comparable surveys have been selected
- f Youth Risk Behavior Survey data, 2017



GOVERNANCE AND MONITORING TO END VIOLENCE AGAINST CHILDREN

3 Government sectors with functions addressing violence against children,
3 of which have coordinating function

National action plan/s

	Funding		Funding	
Child maltreatment	YES	Full	School-based violence	YES Full
Youth violence	YES	Full	Gender-based violence	YES Full
Sexual violence	YES	Full	Other	NO -

Includes prevalence indicator/s: NO

IMPLEMENTATION OF INSPIRE STRATEGIES AND APPROACHES

Implementation and enforcement of laws

		Perceived enforcement			Perceived enforcement	
		Low	High		Low	High
Bans on corporal punishment in all settings	YES			Against weapons on school premises	NO	-
Against statutory rape	YES			Providing for victim compensation	YES	Not asked
Against contact sexual violence excluding rape	YES			Providing for victim legal representation	YES	Not asked
Against non-contact sexual violence	YES			Minimum age for alcohol sales	18	Not asked
Regulating civilian access to and use of firearms	YES					

	Level	Implementation support			Perceived reach	
		Funds	Tools	Training	Very few	Nearly all
Norms and values						
Strengthening non-violent norms	National	YES	YES	YES		
Community mobilization	Subnational	-	-	-	-	
Bystander interventions	National	YES	YES	YES		
Safe environments						
Addressing violence "hotspots"	None	-	-	-	-	
Interrupting the spread of violence	None	-	-	-	-	
Improving the built environment	Subnational	-	-	-	-	
Parent and caregiver support						
Home visiting	National	YES	YES	YES		
Centre-based parenting support	National	YES	YES	YES		
Income and economic strengthening						
Cash transfers	National	YES	YES	YES		
Group savings and loans with gender equity training	National	YES	YES	YES		
Microfinance and gender equity training	National	YES	YES	YES		
Response and support services						
Child protection services	National	YES	YES	YES		
Clinical services for sexual violence victims	National	YES	YES	NO		
Mental health services for victims	National	YES	YES	YES		
Mental health services for perpetrators	Subnational	-	-	-	-	
Identification and referral for victims	National	YES	YES	YES		
Identification and referral for perpetrators	Subnational	-	-	-	-	
Education and life skills						
Increasing school enrolment	National	YES	YES	YES		
Helping children protect themselves from sexual abuse	National	YES	YES	YES		
Life and social skills training	None	-	-	-	-	
School-based anti-bullying	National	YES	YES	YES		
School-based dating violence prevention	None	-	-	-	-	
Reducing violence by school staff	National	YES	YES	YES		

VIOLENCE PREVALENCE FROM SELECTED MULTI-COUNTRY SURVEYS^a

	Male%	Female%
Experiencing violent discipline in the past month, 1–14 year olds	58 ^b	51 ^b
Witnessing physical violence in the home prior to 18 years, 18–24 year olds	-	-
Sexual victimization prior to 18 years, 18–24 year olds	-	-
Bullying victimization in the past 30 days/few months, 11–15 year olds	18	20
Involvement in physical fighting in the past 12 months, 13–15 year olds	38	15

a Countries may have data available from several other surveys but in the interests of global comparability, indicators from the most widely available internationally comparable surveys have been selected

b Data differ from the standard definition or refer to only part of the country



GOVERNANCE AND MONITORING TO END VIOLENCE AGAINST CHILDREN

- 1 Government sector with functions addressing violence against children,
1 of which has coordinating function

National action plan/s

	Funding		Funding	
Child maltreatment	NO	-	School-based violence	NO -
Youth violence	NO	-	Gender-based violence	NO -
Sexual violence	NO	-	Other	NO -

Includes prevalence indicator/s: NO

IMPLEMENTATION OF INSPIRE STRATEGIES AND APPROACHES

Implementation and enforcement of laws

	Perceived enforcement		Perceived enforcement	
	Low	High	Low	High
Bans on corporal punishment in all settings	NO	-	Against weapons on school premises	NO -
Against statutory rape	YES		Providing for victim compensation	NO Not asked
Against contact sexual violence excluding rape	YES		Providing for victim legal representation	NO Not asked
Against non-contact sexual violence	YES		Minimum age for alcohol sales	20 Not asked
Regulating civilian access to and use of firearms	YES			

	Level	Implementation support			Perceived reach	
		Funds	Tools	Training	Very few	Nearly all
Norms and values						
Strengthening non-violent norms	None	-	-	-	-	-
Community mobilization	None	-	-	-	-	-
Bystander interventions	None	-	-	-	-	-
Safe environments						
Addressing violence "hotspots"	None	-	-	-	-	-
Interrupting the spread of violence	None	-	-	-	-	-
Improving the built environment	None	-	-	-	-	-
Parent and caregiver support						
Home visiting	National	NO	YES	NO		
Centre-based parenting support	Subnational	-	-	-	-	-
Income and economic strengthening						
Cash transfers	None	-	-	-	-	-
Group savings and loans with gender equity training	None	-	-	-	-	-
Microfinance and gender equity training	None	-	-	-	-	-
Response and support services						
Child protection services	None	-	-	-	-	-
Clinical services for sexual violence victims	None	-	-	-	-	-
Mental health services for victims	None	-	-	-	-	-
Mental health services for perpetrators	None	-	-	-	-	-
Identification and referral for victims	None	-	-	-	-	-
Identification and referral for perpetrators	None	-	-	-	-	-
Education and life skills						
Increasing school enrolment	Subnational	-	-	-	-	-
Helping children protect themselves from sexual abuse	Subnational	-	-	-	-	-
Life and social skills training	None	-	-	-	-	-
School-based anti-bullying	Subnational	-	-	-	-	-
School-based dating violence prevention	None	-	-	-	-	-
Reducing violence by school staff	None	-	-	-	-	-

VIOLENCE PREVALENCE FROM SELECTED MULTI-COUNTRY SURVEYS^a

	Male%	Female%
Experiencing violent discipline in the past month, 1–14 year olds	-	-
Witnessing physical violence in the home prior to 18 years, 18–24 year olds	-	-
Sexual victimization prior to 18 years, 18–24 year olds	-	-
Bullying victimization in the past 30 days/few months, 11–15 year olds	-	-
Involvement in physical fighting in the past 12 months, 13–15 year olds	-	-

^a Countries may have data available from several other surveys but in the interests of global comparability, indicators from the most widely available internationally comparable surveys have been selected



GOVERNANCE AND MONITORING TO END VIOLENCE AGAINST CHILDREN

3 Government sectors with functions addressing violence against children,
2 of which have coordinating function

National action plan/s

National action plan/s	Funding			Funding	
	YES	Partial		YES	Partial
Child maltreatment	YES	Partial	School-based violence	YES	Partial
Youth violence	YES	Partial	Gender-based violence	YES	Partial
Sexual violence	YES	Partial	Other	NO	-

Includes prevalence indicator/s: NO

IMPLEMENTATION OF INSPIRE STRATEGIES AND APPROACHES

Implementation and enforcement of laws

		Perceived enforcement			Perceived enforcement	
		Low	High		Low	High
Bans on corporal punishment in all settings	NO			Against weapons on school premises	-	-
Against statutory rape	YES			Providing for victim compensation	YES	Not asked
Against contact sexual violence excluding rape	YES			Providing for victim legal representation	YES	Not asked
Against non-contact sexual violence	YES			Minimum age for alcohol sales	NO	Not asked
Regulating civilian access to and use of firearms	YES					

	Level	Implementation support			Perceived reach	
		Funds	Tools	Training	Very few	Nearly all
Norms and values						
Strengthening non-violent norms	National	NO	YES	YES		
Community mobilization	National	YES	YES	YES		
Bystander interventions	National	NO	NO	NO		

Safe environments

	Level	Funds	Tools	Training	Perceived reach
Addressing violence "hotspots"	None	-	-	-	-
Interrupting the spread of violence	None	-	-	-	-
Improving the built environment	None	-	-	-	-

Parent and caregiver support

	Level	Funds	Tools	Training	Perceived reach
Home visiting	None	-	-	-	-
Centre-based parenting support	None	-	-	-	-

Income and economic strengthening

	Level	Funds	Tools	Training	Perceived reach
Cash transfers	None	-	-	-	-
Group savings and loans with gender equity training	None	-	-	-	-
Microfinance and gender equity training	None	-	-	-	-

Response and support services

	Level	Funds	Tools	Training	Perceived reach
Child protection services	None	-	-	-	-
Clinical services for sexual violence victims	National	NO	YES	YES	
Mental health services for victims	National	YES	YES	YES	
Mental health services for perpetrators	National	NO	YES	YES	
Identification and referral for victims	None	-	-	-	-
Identification and referral for perpetrators	None	-	-	-	-

Education and life skills

	Level	Funds	Tools	Training	Perceived reach
Increasing school enrolment	National	YES	YES	YES	
Helping children protect themselves from sexual abuse	National	YES	YES	YES	
Life and social skills training	National	YES	YES	YES	
School-based anti-bullying	National	YES	YES	YES	
School-based dating violence prevention	National	YES	YES	YES	
Reducing violence by school staff	National	YES	YES	YES	

VIOLENCE PREVALENCE FROM SELECTED MULTI-COUNTRY SURVEYS^a

	Male%	Female%
Experiencing violent discipline in the past month, 1–14 year olds	83 ^b	84 ^b
Witnessing physical violence in the home prior to 18 years, 18–24 year olds	-	-
Sexual victimization prior to 18 years, 18–24 year olds	-	-
Bullying victimization in the past 30 days/few months, 11–15 year olds	68	67
Involvement in physical fighting in the past 12 months, 13–15 year olds	60	42

a Countries may have data available from several other surveys but in the interests of global comparability, indicators from the most widely available internationally comparable surveys have been selected

b Data differ from the standard definition or refer to only part of the country



GOVERNANCE AND MONITORING TO END VIOLENCE AGAINST CHILDREN

10 Government sectors with functions addressing violence against children,
2 of which have coordinating function

National action plan/s

National action plan/s	Funding		Funding	
	YES	Full	YES	Partial
Child maltreatment	YES	Full	School-based violence	Partial
Youth violence	YES	Full	Gender-based violence	Full
Sexual violence	YES	Full	Other	-

Includes prevalence indicator/s: YES (All types)

IMPLEMENTATION OF INSPIRE STRATEGIES AND APPROACHES

Implementation and enforcement of laws

		Perceived enforcement				Perceived enforcement	
		Low	High			Low	High
Bans on corporal punishment in all settings	NO			Against weapons on school premises	YES		
Against statutory rape	YES			Providing for victim compensation	NO	Not asked	
Against contact sexual violence excluding rape	YES			Providing for victim legal representation	YES	Not asked	
Against non-contact sexual violence	YES			Minimum age for alcohol sales	18	Not asked	
Regulating civilian access to and use of firearms	YES ^a						

	Level	Implementation support			Perceived reach	
		Funds	Tools	Training	Very few	Nearly all
Norms and values						
Strengthening non-violent norms	National	YES	YES	YES		
Community mobilization	National	YES	YES	YES		
Bystander interventions	National	YES	YES	YES		
Safe environments						
Addressing violence "hotspots"	National	YES	YES	YES		
Interrupting the spread of violence	National	YES	YES	YES		
Improving the built environment	National	YES	YES	NO		
Parent and caregiver support						
Home visiting	National	NO	NO	NO		
Centre-based parenting support	National	NO	NO	NO		
Income and economic strengthening						
Cash transfers	National	YES	YES	YES		
Group savings and loans with gender equity training	National	YES	YES	YES		
Microfinance and gender equity training	National	YES	YES	NO		
Response and support services						
Child protection services	National	YES	YES	YES		
Clinical services for sexual violence victims	None	-	-	-	-	
Mental health services for victims	National	YES	YES	NO		
Mental health services for perpetrators	None	-	-	-	-	
Identification and referral for victims	National	YES	YES	YES		
Identification and referral for perpetrators	None	-	-	-	-	
Education and life skills						
Increasing school enrolment	National	YES	YES	NO		
Helping children protect themselves from sexual abuse	National	YES	YES	YES		
Life and social skills training	National	YES	YES	YES		
School-based anti-bullying	National	YES	YES	YES		
School-based dating violence prevention	National	YES	YES	NO		
Reducing violence by school staff	None	-	-	-	-	

VIOLENCE PREVALENCE FROM SELECTED MULTI-COUNTRY SURVEYS^b

	Male%	Female%
Experiencing violent discipline in the past month, 1–14 year olds	72	65
Witnessing physical violence in the home prior to 18 years, 18–24 year olds	-	-
Sexual victimization prior to 18 years, 18–24 year olds	-	-
Bullying victimization in the past 30 days/few months, 11–15 year olds	26	26
Involvement in physical fighting in the past 12 months, 13–15 year olds	33	12

a No civilian may lawfully acquire, possess or transfer a firearm or ammunition

b Countries may have data available from several other surveys but in the interests of global comparability, indicators from the most widely available internationally comparable surveys have been selected



GOVERNANCE AND MONITORING TO END VIOLENCE AGAINST CHILDREN

1 Government sector with functions addressing violence against children,
1 of which has coordinating function

National action plan/s

		Funding		Funding
Child maltreatment	YES	Partial	School-based violence	YES Partial
Youth violence	YES	Partial	Gender-based violence	YES Partial
Sexual violence	YES	Partial	Other	NO -

Includes prevalence indicator/s: NO

IMPLEMENTATION OF INSPIRE STRATEGIES AND APPROACHES

Implementation and enforcement of laws

		Perceived enforcement				Perceived enforcement	
		Low	High			Low	High
Bans on corporal punishment in all settings	NO			Against weapons on school premises	YES		
Against statutory rape	YES			Providing for victim compensation	NO	Not asked	
Against contact sexual violence excluding rape	YES			Providing for victim legal representation	YES	Not asked	
Against non-contact sexual violence	YES			Minimum age for alcohol sales	-	Not asked	
Regulating civilian access to and use of firearms	YES						

	Level	Implementation support			Perceived reach	
		Funds	Tools	Training	Very few	Nearly all
Norms and values						
Strengthening non-violent norms	National	NO	NO	YES		
Community mobilization	National	NO	NO	YES		
Bystander interventions	National	NO	YES	NO		
Safe environments						
Addressing violence "hotspots"	None	-	-	-	-	-
Interrupting the spread of violence	National	NO	YES	YES		
Improving the built environment	None	-	-	-	-	-
Parent and caregiver support						
Home visiting	None	-	-	-	-	-
Centre-based parenting support	National	NO	YES	YES		
Income and economic strengthening						
Cash transfers	National	YES	NO	NO		
Group savings and loans with gender equity training	None	-	-	-	-	-
Microfinance and gender equity training	National	YES	NO	YES		
Response and support services						
Child protection services	National	YES	YES	NO		
Clinical services for sexual violence victims	National	NO	YES	NO		
Mental health services for victims	National	NO	YES	NO		
Mental health services for perpetrators	National	NO	NO	NO		
Identification and referral for victims	National	NO	YES	YES		
Identification and referral for perpetrators	National	NO	YES	YES		
Education and life skills						
Increasing school enrolment	National	YES	YES	YES		
Helping children protect themselves from sexual abuse	National	NO	YES	YES		
Life and social skills training	National	NO	YES	YES		
School-based anti-bullying	National	YES	YES	YES		
School-based dating violence prevention	Subnational	-	-	-	-	-
Reducing violence by school staff	National	YES	NO	YES		

VIOLENCE PREVALENCE FROM SELECTED MULTI-COUNTRY SURVEYS^a

	Male%	Female%
Experiencing violent discipline in the past month, 1–14 year olds	93	92
Witnessing physical violence in the home prior to 18 years, 18–24 year olds	-	-
Sexual victimization prior to 18 years, 18–24 year olds	-	-
Bullying victimization in the past 30 days/few months, 11–15 year olds	b	b
Involvement in physical fighting in the past 12 months, 13–15 year olds	b	b

a Countries may have data available from several other surveys but in the interests of global comparability, indicators from the most widely available internationally comparable surveys have been selected

b Data refer to only part of the area



GOVERNANCE AND MONITORING TO END VIOLENCE AGAINST CHILDREN

3 Government sectors with functions addressing violence against children,
2 of which have coordinating function

National action plan/s

	Funding		Funding	
Child maltreatment	NO	-	School-based violence	NO -
Youth violence	NO	-	Gender-based violence	NO -
Sexual violence	NO	-	Other	NO -

Includes prevalence indicator/s: NO

IMPLEMENTATION OF INSPIRE STRATEGIES AND APPROACHES

Implementation and enforcement of laws

	Perceived enforcement		Perceived enforcement	
	Low	High	Low	High
Bans on corporal punishment in all settings	NO		Against weapons on school premises	YES
Against statutory rape	YES		Providing for victim compensation	NO Not asked
Against contact sexual violence excluding rape	YES		Providing for victim legal representation	YES Not asked
Against non-contact sexual violence	YES		Minimum age for alcohol sales	18 Not asked
Regulating civilian access to and use of firearms	YES			

Norms and values

	Level	Implementation support Funds	Tools	Training	Perceived reach Very few	Nearly all
Strengthening non-violent norms	National	NO	NO	YES		
Community mobilization	National	NO	NO	YES		
Bystander interventions	National	NO	YES	YES		

Safe environments

	Level	Implementation support Funds	Tools	Training	Perceived reach Very few	Nearly all
Addressing violence "hotspots"	None	-	-	-	-	-
Interrupting the spread of violence	National	NO	NO	NO		
Improving the built environment	National	NO	NO	YES		

Parent and caregiver support

	Level	Implementation support Funds	Tools	Training	Perceived reach Very few	Nearly all
Home visiting	None	-	-	-	-	-
Centre-based parenting support	None	-	-	-	-	-

Income and economic strengthening

	Level	Implementation support Funds	Tools	Training	Perceived reach Very few	Nearly all
Cash transfers	National	YES	NO	NO		
Group savings and loans with gender equity training	National	YES	YES	YES		
Microfinance and gender equity training	National	YES	YES	YES		

Response and support services

	Level	Implementation support Funds	Tools	Training	Perceived reach Very few	Nearly all
Child protection services	National	YES	YES	YES		
Clinical services for sexual violence victims	National	YES	YES	YES		
Mental health services for victims	None	-	-	-	-	-
Mental health services for perpetrators	None	-	-	-	-	-
Identification and referral for victims	National	NO	YES	YES		
Identification and referral for perpetrators	None	-	-	-	-	-

Education and life skills

	Level	Implementation support Funds	Tools	Training	Perceived reach Very few	Nearly all
Increasing school enrolment	National	YES	YES	YES		
Helping children protect themselves from sexual abuse	National	NO	YES	YES		
Life and social skills training	National	NO	NO	YES		
School-based anti-bullying	National	NO	NO	YES		
School-based dating violence prevention	National	NO	NO	YES		
Reducing violence by school staff	National	NO	YES	YES		

VIOLENCE PREVALENCE FROM SELECTED MULTI-COUNTRY SURVEYS^a

	Male%	Female%
Experiencing violent discipline in the past month, 1–14 year olds	-	-
Witnessing physical violence in the home prior to 18 years, 18–24 year olds	49	51
Sexual victimization prior to 18 years, 18–24 year olds	10	20
Bullying victimization in the past 30 days/few months, 11–15 year olds	63	67
Involvement in physical fighting in the past 12 months, 13–15 year olds	50	56

^a Countries may have data available from several other surveys but in the interests of global comparability, indicators from the most widely available internationally comparable surveys have been selected



GOVERNANCE AND MONITORING TO END VIOLENCE AGAINST CHILDREN

- 1 Government sector with functions addressing violence against children,
1 of which has coordinating function

National action plan/s

		Funding		Funding
Child maltreatment	YES ^a	Partial	School-based violence	YES ^a Partial
Youth violence	YES ^a	Partial	Gender-based violence	YES ^a Partial
Sexual violence	YES ^a	Partial	Other	YES Full

Includes prevalence indicator/s: NO

IMPLEMENTATION OF INSPIRE STRATEGIES AND APPROACHES

Implementation and enforcement of laws

		Perceived enforcement			Perceived enforcement	
		Low	High		Low	High
Bans on corporal punishment in all settings	NO			Against weapons on school premises	YES	
Against statutory rape	YES			Providing for victim compensation	NO	Not asked
Against contact sexual violence excluding rape	YES			Providing for victim legal representation	YES	Not asked
Against non-contact sexual violence	YES			Minimum age for alcohol sales	18	Not asked
Regulating civilian access to and use of firearms	YES					

	Level	Implementation support			Perceived reach	
		Funds	Tools	Training	Very few	Nearly all

Norms and values

Strengthening non-violent norms	Subnational	-	-	-	-
Community mobilization	Subnational	-	-	-	-
Bystander interventions	Subnational	-	-	-	-

Safe environments

Addressing violence "hotspots"	None	-	-	-	-
Interrupting the spread of violence	None	-	-	-	-
Improving the built environment	-	-	-	-	-

Parent and caregiver support

Home visiting	Subnational	-	-	-	-
Centre-based parenting support	Subnational	-	-	-	-

Income and economic strengthening

Cash transfers	National	NO	NO	NO	
Group savings and loans with gender equity training	National	NO	YES	YES	
Microfinance and gender equity training	National	YES	YES	YES	

Response and support services

Child protection services	National	YES	YES	YES	
Clinical services for sexual violence victims	National	YES	YES	YES	
Mental health services for victims	National	YES	YES	YES	
Mental health services for perpetrators	National	YES	YES	YES	
Identification and referral for victims	National	YES	YES	YES	
Identification and referral for perpetrators	None	-	-	-	-

Education and life skills

Increasing school enrolment	Subnational	-	-	-	-
Helping children protect themselves from sexual abuse	National	YES	YES	YES	
Life and social skills training	National	YES	YES	YES	
School-based anti-bullying	National	YES	YES	YES	
School-based dating violence prevention	National	YES	YES	YES	
Reducing violence by school staff	National	YES	YES	YES	

VIOLENCE PREVALENCE FROM SELECTED MULTI-COUNTRY SURVEYS^b

	Male%	Female%
Experiencing violent discipline in the past month, 1–14 year olds	65	63
Witnessing physical violence in the home prior to 18 years, 18–24 year olds	-	-
Sexual victimization prior to 18 years, 18–24 year olds	1	9
Bullying victimization in the past 30 days/few months, 11–15 year olds	c	c
Involvement in physical fighting in the past 12 months, 13–15 year olds	c	c

a Subnational

b Countries may have data available from several other surveys but in the interests of global comparability, indicators from the most widely available internationally comparable surveys have been selected

c Data refer to only part of the country

PART 3

ANNEXES

Annex 1

Technical notes

Technical note 1: Methodology, data collection and validation

Data collection process

Data and other information were systematically collected from several different sectors and stakeholders in each country, according to the following process (see Figure A1.1).

National Data Coordinators (NDCs), nominated by their governments, were trained in the project methodology using “Webex”, an internet-based tool for interactive training. They were required to identify between five and nine other experts on preventing violence against children; convene a consensus meeting with these respondents; support the overall management of the data collection process; and facilitate the government clearance process.

The methodology stipulated that the following sectors should be among the respondents in each country:

- Ministry of Health or department responsible for public health
- Ministry of Justice
- Ministry responsible for law enforcement and the police
- Ministry of Interior
- Ministry of Education
- Ministry responsible for gender and women
- Ministry responsible for children and social development

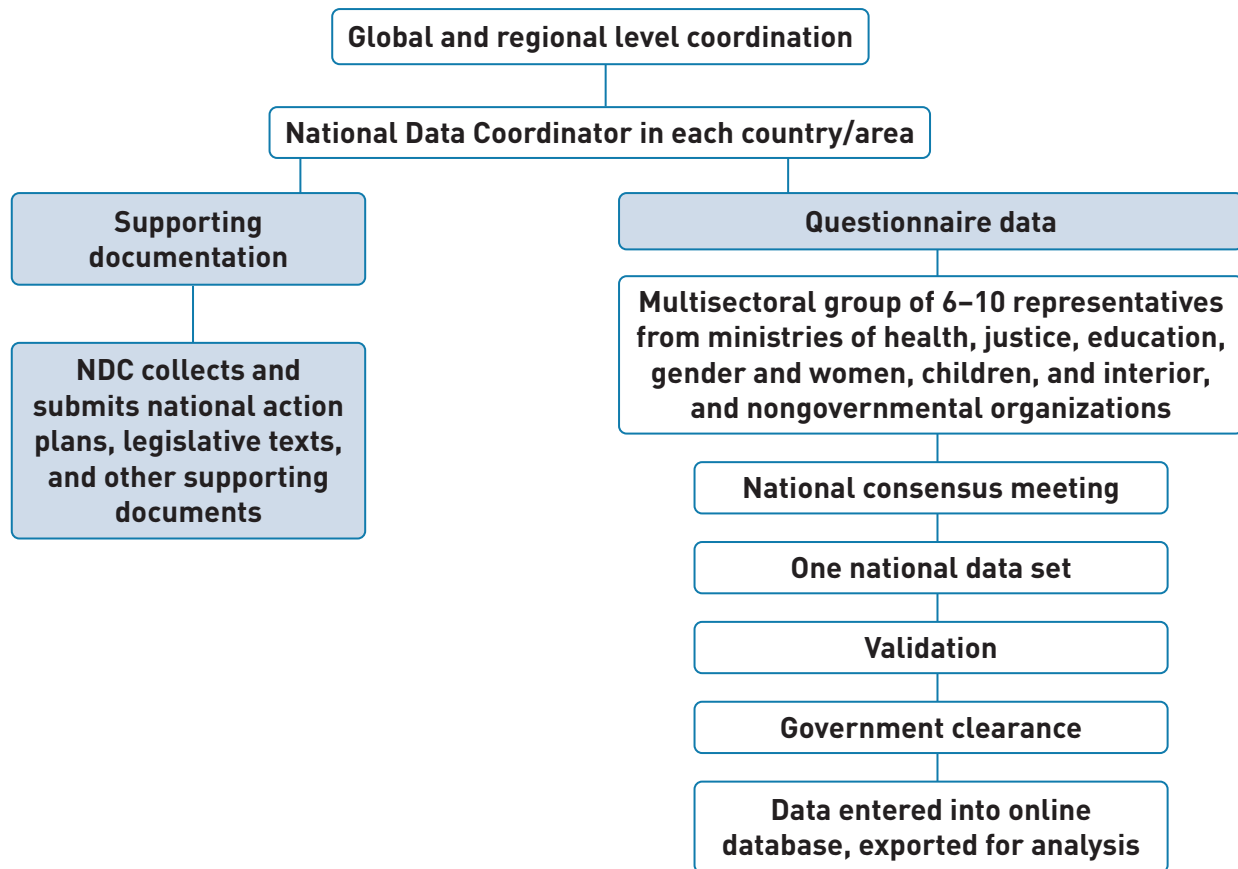
In addition, representatives from national statistics offices, nongovernmental organizations and research institutions working on violence prevention could also serve as respondents, if relevant.

While respondents completed the questionnaire independently based on their expertise, all responses were discussed at the consensus meeting where respondents agreed on one final set of information that best represented their country’s situation at the time. This was submitted to WHO.

NDCs were asked to collect and submit national action plans, legislative texts, and any other documents to support their responses. These were also submitted to WHO and used in the data validation process. Data validation involved checking for logical inconsistencies and verifying data against the submitted supporting documentation and independent databases where these existed (e.g. End Corporal Punishment’s online database of national corporal punishment laws, and the gunpolicy.org online database for information on firearm laws and policies). Discrepancies were referred to NDCs for resolution until, usually after several iterations, a fully validated draft was agreed upon.

Following the validation process, the questionnaire data was submitted into an online database. Final questionnaires were generated from the online data and were sent to respective governments for review and sign-off.

Figure A1.1. Method of data collection and validation



Survey tools

A questionnaire was developed and reviewed in consultation with an international expert group of violence prevention researchers and practitioners; representatives of international and regional organizations working on the prevention of violence; government and nongovernmental organizations; and academic institutions.

The questionnaire assessed:

- the capacity for collecting data on violence against children;
- violence prevention infrastructure, partnerships, and multisectoral collaboration;
- the availability of indicators to track the magnitude of the problem over time and how it responds to prevention efforts;

- the extent to which the INSPIRE prevention and response strategies (see Table 1, Introduction) are supported by government and perceived to reach all of those they need to reach.

Perceived level of enforcement and reach

For the questions on laws at the national-level, each government respondent was asked to rate the likelihood that a person who breaks the law will be sanctioned (i.e. arrested, convicted, penalized, or given a formal warning by a law enforcement agency), based on their professional opinion or perception. Responses ranged from 1 to 10, where 1 is “highly unlikely” and 10 is “highly likely”. Similarly, each government respondent was asked to provide their best estimate of the extent to which each of

the INSPIRE strategies receiving national-level support were reaching *all* who need them. Responses ranged from 1 to 10, where 1 is “reaching very few” and 10 is “reaching almost everyone who needs it”.

For both enforcement and reach, a median of the respondents’ scores was calculated and assessed according to three levels of enforcement and reach: low enforcement and reach for ratings up to 3.3; medium enforcement and reach for ratings from 3.4 to 6.7, and high enforcement and reach for ratings from 6.8 to 10.

It should be noted that these scores are subjective and should be seen only as an indication of how enforcement and reach are perceived in the country. Some respondents expressed difficulty in assessing law enforcement or reach at a national level since it often varies between regions within a country and the extent of enforcement and reach may vary at different times. Some countries did not wish to provide ratings for perceived enforcement and reach.

In addition to the questionnaire, there was a protocol providing detailed descriptions of each stage of the data collection, validation and clearance process, a glossary defining the main technical terms, and a set of PowerPoint training materials. The questionnaire was piloted in four countries in Africa, South America and South-East Asia during the first quarter of 2018, and minor adjustments were made following this exercise.

The questionnaire, protocol, glossary, and training materials were available in the six WHO languages (Arabic, Chinese, English, French, Russian and Spanish) as well as German and Portuguese. Data collection began in mid-2018 and ended in mid-2019.

Final data were received from 155 participating countries and areas (Table A1.1). These 155 countries and areas account for 73% of the world’s population.

Table A1.1. Country participation in the survey by WHO region and income group

WHO region	Number of WHO Member States and Associate Member States	Countries/areas participating	% of regional population covered by participating countries/areas
African Region	47	34 (1 high income, 15 lower-middle-income, 4 upper-middle-income, 14 low income)	82
Region of the Americas	35	31 (8 high income, 4 lower-middle-income, 18 upper-middle-income, 1 low income)	97
Eastern Mediterranean Region¹	22	18 (5 high income, 5 lower-middle-income, 5 upper-middle-income, 3 low income)	80
European Region	53	45 (26 high income, 4 lower-middle-income, 14 upper-middle-income, 1 low income)	89
South-East Asia Region	11	8 (4 lower-middle-income, 3 upper-middle-income, 1 low income)	28
Western Pacific Region	27	19 (6 high-income, 9 lower-middle-income, 4 upper-middle-income)	93
GLOBAL	195	155 (46 high income, 41 lower-middle-income, 48 upper-middle-income, 20 low income)	73

¹ Includes one non-member area, the West Bank and Gaza Strip.

Technical note 2: Estimation of global, regional and national child homicide rates for 2017

Background

The current estimation of national child homicide rates for 2017 has been undertaken to inform the *Global status report on preventing violence against children 2020*. This report focuses on violence against people aged under 18 years, whether perpetrated by parents or other caregivers, peers, or strangers. It includes child maltreatment, sexual and intimate partner violence, and youth violence.

Violence against children is risk factor for lifelong health, behavioural and social problems. It is both predictable and preventable, and responsibility for addressing it rests clearly with national governments. One of the aims of this report is to describe the state of the problem of violence against children worldwide and the extent to which countries are collecting data on fatal and non-fatal violence to inform planning and action. Global homicide estimates are currently available for age groups 0–4 years, 5–9 years, 10–14 years and 15–19 years, but not for all children (0–17 years). Without such figures, it becomes impossible to track progress over time in preventing violence against children. By preparing new homicide estimates against which countries can compare their own reported numbers and rates, it is hoped that these estimates will assist in improving the capacity of countries to collect valid, reliable and representative data on homicides against children.

Deriving homicide estimates for children was a two-step process. Step one involved updating existing WHO homicide estimates for all ages and both sexes. Step two involved adjusting the all-age estimates to reflect the proportion of homicides in children aged 0–17 years, and from that to derive numbers and rates.

Estimation methods for all ages and both sexes

The WHO Global Health Estimates (GHE 2016) for 2000–2016 (1) include deaths due to interpersonal violence (homicide). These were based on homicide estimates published in the WHO *Global status report on violence prevention 2014*, referred to below as GSRVP 2014 (2), projected forward to 2016 using recent trends in death registration data where available, or the trend for recent years to 2016 from the GBD 2016. Most recent reported police data from the UN Office on Drugs and Crime (UNODC) (3) were also used to update the level and trend of homicide deaths in Honduras.

The all-cause mortality estimates for 2017 were prepared in 2017 and consulted on with countries, but not released with GHE 2016. GHE 2016 homicide rates were projected one year forward and fitted within the already consulted all-cause envelopes for 2017.

New country-years of death registration data

Compared to death registration data (referred to below as VR for vital registration) available for GHE 2016, an additional 52 country-years of VR data (4) were available for 49 of the 68 countries for which VR data was used as an input to estimate homicide deaths in GHE 2016. Nine of these had new data for 2017, 33 for 2016 and the other 10 for years in range 2012–2015.

New UNODC data from national police and justice system databases

The UNODC Homicide Statistics (2019) dataset (5) contains homicide data for 202 countries and territories including all

years available in the range 1990–2017. The primary source are official administrative data regularly collected by UNODC (6). Reference is usually made to *police-recorded* data on victims of intentional homicides (rather than data provided by prosecution or court authorities).

This dataset is substantially expanded from that available for the GSRVP 2014 (2) and has made increased efforts to improve comparability with international definitions and to assess quality of the statistics (6). The GSRVP made use of UNODC homicide data if there were eight or more years of recent data. There were 162 Member States with UNODC data for years 2000–2012, of which there were 131 with at least eight years of data and data for a year after 2008. The 2019 dataset also contains data for 162 Member States, but there were 143 with at least eight years of data, and data for a year after 2013.

UNODC used an exponentially weighted moving average to interpolate and extrapolate homicide rates for years without data in the range 2000–2017 (6). The same moving average method was used to prepare a set of “smoothed UNODC” homicide rates for all years 2000–2017.

Methods used to update homicide estimates with new VR and UNODC data

For updating GHE 2016 estimates, Member States were divided into three groups (see Table A1.2) as follows:

Group 1

For the first group, VR data has been adjusted for ill-defined codes (i.e. “garbage” codes), completeness and any other adjustments documented in GHE 2016 (1). The default method is to use the VR data time series to update homicide rate estimates, with the trend beyond the most recent year of VR data estimated from the UNODC time series. For countries where the UNODC rates were generally higher than the VR-based rates, UNODC rates were used. There were also several countries where more complex adjustments were made based on all available data, including seven countries where both VR and UNODC were used, and in a few cases where the update drew on homicide estimates made for the Institute for Health Metrics and Evaluation’s (IHME) Global Burden of Disease (GBD) 2017 using similar data (7).

Group 2

For country-years with both useable VR data and UNODC data, UNODC rates were regressed against VR rates, and on average, UNODC rates were 14% lower than VR rates, with an r-squared of 95%. This is consistent with the 15% upwards adjustment of UNODC rates for countries without VR data used in the GSRVP 2014. The default method for group 2 was to use the smoothed UNODC rates adjusted upwards by 15%. The average UNODC homicide rate for Indonesia was 0.6 per 100 000, lower than the 5th percentile for countries with useable VR data. Indonesia was thus moved to Group 3. There were also several countries where more complex adjustments were made based on all available data. For group 2, the VR data plotted in country graphs has been adjusted for garbage codes only.

Table A1.2. Member States by type of data used to update homicide records

Group	Definition	Number of Member States	
1	VR data used	VR data used in GHE2016	68
2	UNODC data	VR data not used in GHE2016 and at least 8 years of UNODC data in range 2000–2017	73
3	No data	Other countries	45

Group 3

For countries that did not meet the inclusion criteria for groups 1 or 2, available VR and UNODC data were still examined and potentially considered, along with the GHE 2016-based estimates and IHME GBD 2017 estimates. The default method for Group 3 was to use GHE 2016 estimates, based

on the covariate regression model used for these countries in the GSRVP 2014. For some countries, the new estimates were adjusted using UNODC, VR and GBD 2017 data.

The estimation method for each country/area is shown in Table A1.3.

Table A1.3. Estimation method for all ages, both sexes by country/area

Estimation method	Country/area
Vital registration data	Antigua and Barbuda; Argentina; Australia; Austria; Bahrain; Barbados; Brazil; Bulgaria; Chile; Colombia; Cyprus; Czechia; Ecuador; Estonia; Fiji; France; Germany; Greece; Grenada; Guatemala; Guyana; Iceland; Israel; Japan; Kyrgyzstan; Latvia; Lithuania; Malta; Mauritius; Netherlands; Norway; Panama; Philippines; Poland; Portugal; Puerto Rico; Republic of Korea; Republic of Moldova; Romania; Saint Lucia; Saint Vincent and the Grenadines; Serbia; Singapore; Slovakia; Slovenia; Sweden; North Macedonia; Trinidad and Tobago; United Kingdom; Uzbekistan; Venezuela (Bolivarian Republic of)
Vital registration and criminal justice data	Belarus; Belgium; Cuba; El Salvador; Finland; Spain; United States of America
Criminal justice data	Albania; Algeria; Armenia; Azerbaijan; Bahamas; Bangladesh; Belize; Bhutan; Bolivia (Plurinational State of); Bosnia and Herzegovina; Botswana; Brunei Darussalam; Burkina Faso; Burundi; Cabo Verde; Cambodia; Cameroon; Canada; Costa Rica; Croatia; Denmark; Dominican Republic; Egypt; Georgia; Ghana; Haiti; Honduras; Hungary; India; Ireland; Italy; Jamaica; Jordan; Kazakhstan; Kenya; Kuwait; Lebanon; Lesotho; Luxembourg; Maldives; Malawi; Malaysia; Mexico; Mongolia; Montenegro; Morocco; Mozambique; Namibia; Nepal; New Zealand; Nicaragua; Pakistan; Papua New Guinea; Paraguay; Qatar; Russian Federation; Rwanda; Saudi Arabia; Seychelles; Sierra Leone; South Africa; Sri Lanka; Suriname; Swaziland; Switzerland; Syrian Arab Republic; Taiwan, China; Tajikistan; Thailand; Timor-Leste; Tonga; Tunisia; Turkey; Uganda; Ukraine; United Arab Emirates; United Republic of Tanzania; Uruguay; Viet Nam; West Bank and Gaza Strip; Yemen; Zambia; Zimbabwe
No data	Afghanistan; Angola; Benin; Central African Republic; Chad; China; Comoros; Congo; Cote d'Ivoire; Democratic People's Republic of Korea; Democratic Republic of the Congo; Djibouti; Equatorial Guinea; Eritrea; Ethiopia; Gabon; Gambia; Guinea; Guinea-Bissau; Indonesia; Iran (Islamic Republic of); Iraq; Kiribati; Lao People's Democratic Republic; Liberia; Libya; Madagascar; Mali; Mauritania; Micronesia (Federated States of); Myanmar; Niger; Nigeria; Oman; Peru; Samoa; Sao Tome and Principe; Senegal; Solomon Islands; Somalia; South Sudan; Sudan; Togo; Turkmenistan; Vanuatu

These resulting estimates provide the total numbers and rates per 100 000 of homicides in the total population (all-ages, both sexes combined). The new overall global homicide total for 2016 is 473 124 compared to the GHE 2016 total of 475 406 homicides. This figure was projected forward one year to give an overall global homicide total for 2017 of 477 822.

Estimation methods for children

The estimation methods for children differed according to the availability of data (see Table A1.4).

Table A1.4. Estimation method for child homicides by country/area

Estimation method	Country/area
Vital registration data	Albania; Argentina; Australia; Austria; Azerbaijan; Bahamas; Barbados; Belgium; Belize; Brazil; Brunei Darussalam; Bulgaria; Cabo Verde; Chile; Colombia; Croatia; Czechia; Dominican Republic; Ecuador; Egypt; Estonia; Finland; Fiji; France; Georgia; Germany; Greece; Guatemala; Guyana; Haiti; Honduras; Hungary; Iceland; Iran (Islamic Republic of); Ireland; Israel; Italy; Jamaica; Japan; Jordan; Kazakhstan; Kuwait; Kyrgyzstan; Latvia; Lithuania; Luxembourg; Malaysia; Malta; Mauritius; Mexico; Morocco; Netherlands; New Zealand; Nicaragua; Norway; Oman; Panama; Peru; Philippines; Puerto Rico; Republic of Moldova; Romania; Singapore; Saint Lucia; Saint Vincent and the Grenadines; Serbia; Seychelles; Slovakia; South Africa; Sri Lanka; Suriname; Syrian Arab Republic; Tajikistan; Thailand; North Macedonia; Turkey; Turkmenistan; Ukraine; United Arab Emirates; United Kingdom; Uruguay; Uzbekistan; Venezuela (Bolivarian Republic of)
Reported vital registration data	Bahrain; Belarus; China; Costa Rica; Cuba; Cyprus; El Salvador; Portugal; Russian Federation; Slovenia; Spain; Sweden; Switzerland; Trinidad and Tobago; United States of America
Reported criminal justice data	Armenia; Canada; Denmark; Ghana; Kenya; Mongolia; Montenegro; Namibia; Nepal; Paraguay; Poland; Republic of Korea; Saudi Arabia; Tunisia; Uganda; West Bank and Gaza Strip; Zimbabwe
No data	Afghanistan; Algeria; Angola; Antigua and Barbuda; Bangladesh; Benin; Bhutan; Bolivia (Plurinational State of); Bosnia and Herzegovina; Botswana; Burkina Faso; Burundi; Cambodia; Cameroon; Central African Republic; Chad; Comoros; Congo; Cote d'Ivoire; Democratic People's Republic of Korea; Democratic Republic of the Congo; Djibouti; Equatorial Guinea; Eritrea; Ethiopia; Gabon; Gambia; Grenada; Guinea; Guinea-Bissau; India; Indonesia; Iraq; Kiribati; Lao People's Democratic Republic; Lebanon; Lesotho; Liberia; Libya; Madagascar; Malawi; Maldives; Mali; Mauritania; Micronesia (Federated States of); Mozambique; Myanmar; Niger; Nigeria; Pakistan; Papua New Guinea; Qatar; Rwanda; Samoa; Sao Tome and Principe; Senegal; Sierra Leone; Solomon Islands; Somalia; South Sudan; Sudan; Swaziland; Taiwan, China; Timor-Leste; Togo; Tonga; United Republic of Tanzania; Vanuatu; Viet Nam; Yemen; Zambia

Table A1.5. Covariates considered for child homicide rate regression model

Category	Covariates considered	Used in final prediction model	
		Males	Females
Used by WHO to estimate overall homicide rate	% population who are 15–30-year-old males in 2017		
	Infant mortality rate in 2017		
	% population living in urban areas in 2017	●	
	Gender inequality index projected to 2017		●
Used by WHO in most recent projections of conflict deaths	Log of 2017 GDP per capita in 2011 PPP dollars		●
	Average years of schooling for men aged 25 years and over in 2017		
	Average years of schooling for women aged 25 years and over in 2017	●	
	EIU democracy index		
	Political Terror Scale		
	Worldwide Governance Indicators for political stability and absence of violence		
	Worldwide Governance Indicators for government effectiveness		
	INFORM indicator for conflict risk		
	Average ethnolinguistic fractionalization	●	
	Religious fractionalization		
	Language fractionalization		
	Additional	Global fertility rate in 2017	
Average civilian guns per capita			
Log of updated 2017 estimate for total homicides per 100 000 population		●	●
Average alcohol consumption per capita and % heavy episodic drinkers			
Country groups for high income countries and for low- and middle-income countries in the six WHO regions		EUR_LM	EUR_LM AMR_LM

Estimations for countries with data

The analysis for both sexes combined (see above) was repeated for each sex separately. The WHO Mortality Database was updated and homicide deaths were analysed for countries with useable death registration data. Deaths coded to injury, intent undetermined, were distributed pro-rata across all external causes by age group.

WHO VR data and country-reported VR and police data provided data by sex for 115 countries. The percentage of those aged under 18 years was calculated for each sex based on these sources of data. Outliers, defined based on the 10th and 90th percentiles of the WHO age-standardized VR observations (3.66% and 18.2% respectively), were excluded or adjusted.

Estimations for countries without data

There were 71 countries without a sex-specific estimate directly based on data. A regression equation with covariates was fitted to the available data to predict values for these countries for each sex separately. It was assumed that the proportion of homicides of persons aged under 18 years would be higher in countries with a higher proportion of the population in that age group. For countries where WHO VR data were used, an age-standardized proportion was calculated using the WHO World Standard Population and the homicide age distributions observed in the WHO VR data. For countries where police or reported VR data were used and WHO VR age distribution was not available, an age-standardized proportion was calculated using Global Health Estimates.

The distribution of the age-standardized per cent u is skewed, and the distribution of $\text{logit}(u) = \ln(u/(100-u))$ is much closer to the normal distribution so $\text{logit}(u)$ was used as outcome variable. As well as WHO regional fixed effects with separate fixed effect for high-income countries, several covariates were tested for inclusion in the model (see Table A1.5).

For the 71 countries/areas needing predictions, the 10th and 90th percentiles of the predicted age-standardized per cent u were 3.9% and 10.7% for males, and 7.5% to 16.0% for females. Outliers, defined based on these percentiles, were adjusted.

Regression predicted values of $\text{logit}(u)$ were converted back to percentage of those aged under 18 years for each sex in the actual 2017 populations for countries without useable data. For the 186 countries with estimates, the 95th percentile was 13% for males and 20.6% for females. Countries/areas with values exceeding these percentiles for either males or females were adjusted downwards.

References

1. WHO methods and data sources for country-level causes of death 2000–2016. Global Health Estimates Technical Paper WHO/HIS/IER/GHE/2018.3. Geneva: World Health Organization; 2018 (http://www.who.int/healthinfo/global_burden_disease/GlobalCOD_method_2000_2016.pdf, accessed 18 March 2020).
2. Global status report on violence prevention 2014. Geneva, World Health Organization; 2014.
3. UNODC Data Portal. Homicide counts and rates (2000–2015) [online database]. Vienna: UNODC; 2015 (<https://data.unodc.org/>, accessed 18 March 2020).
4. WHO Mortality Database [online database]. Geneva: World Health Organization; 2019 (https://www.who.int/healthinfo/mortality_data/en/, accessed 1 August 2019).
5. Homicide Dataset 2019 [online database]. Vienna: UNODC; 2019 (https://dataunodc.un.org/GSH_app, accessed 27 July 2019).
6. Methodological Annex to The Global Study on Homicide 2019. Vienna: UNODC; 2019 (https://www.unodc.org/documents/data-and-analysis/gsh/Meth_Annex_GHS.pdf, accessed 27 July 2019).
7. GBD 2016 Causes of Death Collaborators. Global, regional, and national age-sex specific mortality for 264 causes of death, 1980–2016: a systematic analysis for the Global Burden of Disease Study 2016. *Lancet* 2017;390(10100):1151–1210.

Technical note 3: Country/area profiles

The alphabetically ordered country profiles on pages 76–225 present a selection of core information about preventing and responding to violence against children, as reported by participating countries. Although data were collected and validated for 155 countries, only 150 countries had provided government clearance of these data at the time of writing the report. Country profile pages are only available for these countries. Additional and more detailed national data for these countries can be found in the Annex 2 (Tables A2.2–A2.11).

Population data for the year 2018 were extracted from the United Nations Population Division database (1), while gross national income (GNI) per capita for the year 2018 came from World Bank estimates (2). Where no data were available for 2018, published data for the latest year were used. The World Bank Atlas method was used to categorize GNI into the following bands:

- low income = US\$ 1 025 or less
- lower-middle income = US\$ 1 026 to US\$ 3 995
- upper-middle income = US\$ 3 996 to US\$ 12 375
- high-income = US\$ 12 376 or more.

Flags were obtained from the Flagpedia database (<http://www.flagpedia.net>). Flags and country names were the latest available at the time of finalizing the report (March 2020).

The sections below reflect how the information is structured in each of the country profiles. They include details on how data on certain variables are presented and should be interpreted. Data collected by questionnaire were submitted through a consensus meeting (unless otherwise indicated). Each country profile indicates the Ministry that approved this

questionnaire data. Variables were coded as “–” if the information was unavailable or non-applicable, or if respondents had provided a “Don’t know” response.

Governance and monitoring

Respondents were asked to list government sectors that take responsibility for the prevention of violence in their country. They were also asked to check the various functions of those sectors, including whether they were responsible for coordination between different ministries. The number of national sectors listed and the number with such a coordinating role are indicated on the country profile page.

Information on the existence of national and subnational action plans is indicated as “Yes” (with a footnote where the plan is subnational) or “No”. Subnational was defined as “relating to an administratively defined region within a country, such as a state, province or municipality”. Each violence type was marked “Yes” for countries reporting that their action plan covered “all types of violence”. Countries where the development of action plans is underway but they have yet to be approved or endorsed by government are indicated as “No”. Action plans on female genital mutilation, and risk factors for violence like trafficking, child marriage and child labour, are not included in this section.

The level of funding for action plans is indicated as full, partial or none. Whether any national action plan contains a prevalence indicator/s with a baseline and target value is indicated as “Yes”, with a list of the types of violence covered by the indicator/s, or as “No”.

INSPIRE strategies and approaches

Each of the seven INSPIRE strategies are listed in turn.

For implementation and enforcement of laws, information on the existence of national laws is indicated as “Yes” (with a footnote where the law is subnational) or “No”. When asked, perceived enforcement is indicated as low, medium or high in a horizontal bar (see Technical note 1 for further details on perceived enforcement). The information on minimum age for alcohol sales was taken from the *Global status report on alcohol and health 2018* (3). The age reported reflects the on-premise age limit for purchase for wine and beer.

For each of the remaining six INSPIRE strategies, respondents were asked whether there are national or subnational mechanisms in place to support implementation. The level of any support by government is indicated at “national”, “subnational” or “none”. If national, the type of support – funds, tools, or training – is indicated as “Yes” or “No”. Perceived reach is indicated as low, medium or high in a horizontal bar (see Technical note 1 for further details on perceived reach).

Violence prevalence from selected multi-country surveys

It is important to note that the data presented in this section are not extracted from the information provided by respondents. Rather, data are taken from selected multi-country surveys that are comparable for several countries globally. As noted in the footnote, an absence of data in this section does not necessarily indicate an absence of data on this topic for the country, as the country may have their own violence against children measures.

Five indicators are included:

- Percentage of children 1–14 years old who experienced any violent discipline (psychological aggression and/or physical punishment) in the past month. Data refer to the most recent year available during 2012–2019, unless otherwise specified (4)
- Witnessing physical violence in the home prior to 18 years, among those aged 18–24 years. This includes hearing or seeing a parent punch, kick or beat your other parent, their boyfriend or girlfriend, or your brothers or sisters (5)
- Sexual victimization prior to 18 years, among those aged 18–24 years. This includes unwanted sexual touching, unwanted attempted sex, physically forced sex, and pressured sex (through threats, harassment, or tricking) (5)
- Percentage of students aged 11–15 years who reported being bullied on one or more days during the 30 days before the survey, in countries/territories that participated in the Global School-based Student Health Survey (i.e. all countries/territories except those in Europe and North America), or in the past few months prior to the survey, in countries/territories that participated in the Health Behaviour in School-aged Children Survey (i.e. countries/territories in Europe and North America) (6)
- Percentage of students aged 13–15 years who reported being in physical fights during the past 12 months in countries/territories that participated in the Global School-based Student Health Survey (6).

References

1. World population prospects: The 2019 revision, Highlights. New York: Population Division of the Department of Economic and Social Affairs of the United Nations Secretariat; 2019.
2. World Development Indicators database [database]. Washington DC: World Bank; 2018.

3. Global status report on alcohol and health 2018. Geneva: World Health Organization; 2018.
4. UNICEF global databases, based on DHS, MICS and other national surveys; 2020.
5. Centers for Disease Control and Prevention [online database]. Violence Against Children Surveys (VACS); 2020 (<https://www.togetherforgirls.org/violence-children-surveys/>, accessed 18 March 2020).
6. Behind the numbers: ending school violence and bullying. Paris: UNESCO; 2019.

Annex 2

Statistical annex

TABLE A2.1. NATIONAL DATA COORDINATORS BY COUNTRY/AREA AND WHO REGION

Country/area	WHO region	Name of national data coordinator(s)
Afghanistan	Eastern Mediterranean	Haris, Sayed
Albania	European	Dede, Ilsa; Papajani, Xhilda
Antigua and Barbuda	Americas	Williams, Valarie
Armenia	European	Pashayan, Nune
Australia	Western Pacific	Peascod, Sarah
Austria	European	Filler, Ewald
Azerbaijan	European	Talishinsky, Rustam
Bahamas	Americas	Calae, Philippe
Bahrain	Eastern Mediterranean	AlAmer, Eshraq
Bangladesh	South-East Asia	Al-Amin, Rajib
Belarus	European	Vinokurova, Iryna; Volchok, Valentina
Belgium	European	Osselaer, Jelle
Belize	Americas	Hegar, Antonio
Bolivia (Plurinational State of)	Americas	Biggemann Zaconeta, Roxanna Monica; Noriega Flores, Diego; Paredes Pietro, Alexia
Bosnia and Herzegovina	European	Mehic, Adisa; Pejovic, Dalibor; Skenderija, Sanja
Brazil	Americas	de Lima, Cheila Marina; De Moura Pereira, Vinicius Oliveira; Gonçalves de Freitas, Mariana; Santana Coelho, Marta Roberta
Brunei Darussalam	Western Pacific	Haji Abdul Hamid, Hajah Hadzilahwatie; Haji Mohd Salleh, Saenah
Bulgaria	European	Dinolova, Romyana
Burkina Faso	African	Kabore, Ferdinand
Cambodia	Western Pacific	Seang, Lak Muy
Cameroon	African	Afounde, Jeannette Bibiche
Canada	Americas	Crompton, Lindsay; Hurley, Shannon
Central African Republic	African	Zarambaud, Ghislain Romaric
Chad	African	Monokoutou, Djogo
Chile	Americas	D'Angelo Quezada, Cettina; Ramirez Donoso, Gloria; Soto, Teresa
China	Western Pacific	Leilei, Duan
Colombia	Americas	Cardona, Maria del pilar
Comoros	African	Touhoufat, Houssamoudine
Congo	African	Miambanzila Matoko, Carmel
Cook Islands	Western Pacific	Ringi, Teinatangi
Costa Rica	Americas	Hernández, Olga; Méndez Briceño, Rosibel; Rojas, Guiselle
Côte d'Ivoire	African	Zeregebe, Toh
Croatia	European	Brkić Biloš, Ivana
Cuba	Americas	Borrego, Carmen
Cyprus	European	Athanasiadou, Maria; Azina- Chronides, Myrto
Czechia	European	Švancarová, Alena
Denmark	European	Malmgren-Hansen, Anne Martha
Dominica	Americas	Glenville, Fiona; Theophile, Odette
Dominican Republic	Americas	Peguero, Matilde
Ecuador	Americas	Simbaña Chifla, Verónica; Vergara Linto, Katherine
El Salvador	Americas	Crespin, Emperatriz
Estonia	European	Tammiste, Britt
Eswatini	African	Mahlalela, Nokuthula

Country/area	WHO region	Name of national data coordinator(s)
Ethiopia	African	Wolde, Alemu
Finland	European	Lillsunde, Pirjo
France	European	Rinckenbach, Alexis
Gabon	African	Moutsinga Maganga, Gilberte
Georgia	European	Chachava, Tamar
Germany	European	Lemcke, AnnaMaria
Ghana	African	Anyanful, Efua
Greece	European	Nikoladis, George
Grenada	Americas	Worme-Charles, Chrissie
Guatemala	Americas	Aldez Martinez, Sergio
Guinea-Bissau	African	Emballo, Ussumane
Guyana	Americas	Gravesande, Joy; Singh, Kavita
Honduras	Americas	Avila Maradiaga, Denis Alfredo; Bordaes, Gustavo
Indonesia	South-East Asia	Ismandari, Fetty
Iran (Islamic Republic of)	Eastern Mediterranean	Omidnia, Soheila
Iraq	Eastern Mediterranean	Mohammed, Hadeel
Israel	European	Lavi, Zohar
Jamaica	Americas	Davidson, Tamu
Jordan	Eastern Mediterranean	Shehadeh, Iman
Kazakhstan	European	Milibayeva, Rabiga
Kenya	African	Ochieng, Beatrice
Kiribati	Western Pacific	Auatabu, Tabotabo
Kuwait	Eastern Mediterranean	ElKhawari, Mona AbduAllah
Kyrgyzstan	European	Baryktabasova, Bermet; Toimatov, Samat
Latvia	European	Feldmane, Jana
Lebanon	Eastern Mediterranean	Awada, Sanaa
Lesotho	African	Kuleile, Rantsane
Libya	Eastern Mediterranean	Alashhib, Omar
Lithuania	European	Astrauskienė, Audrone
Luxembourg	European	Ziade, Bechara Georges
Madagascar	African	Razafindranazy Rasoeliarimanana, Eulalie
Malawi	African	Botha, Alliet
Malaysia	Western Pacific	Zolkifli, Nur Ayuni
Maldives	South-East Asia	Munzir, Ismail
Mali	African	Sidibe, Kissima
Malta	European	Calleja, Neville
Mauritania	African	Ebatt, Mohamed
Mauritius	African	Jeeanody, Nasser
Mexico	Americas	Barbosa Betancourt, Mireya
Micronesia (Federated States of)	Western Pacific	Oliver, Norleen
Mongolia	Western Pacific	Narantuya, Bayarmaa
Montenegro	European	Stojanovic, Svetlana
Morocco	Eastern Mediterranean	Bouhmadi, Brahim
Mozambique	African	Magaia, Angelica Jose
Namibia	African	Kamuingona, Rahimisa
Nepal	South-East Asia	Sharma, Sharad Kumar
New Zealand	Western Pacific	Warwick, Laura
Niger	African	Mahamadou, Moussa
Nigeria	African	Ugboko, Christopher
North Macedonia	European	Raleva, Marija
Norway	European	Ulvestad Kärki, Freja
Oman	Eastern Mediterranean	Al Hinai, Fatma Ibrahim
Pakistan	Eastern Mediterranean	Mazhar, Samra
Panama	Americas	Ramirez, Max

Country/area	WHO region	Name of national data coordinator(s)
Papua New Guinea	Western Pacific	Robert, Sebastian
Paraguay	Americas	Leon, Maria Elena
Peru	Americas	Alvarado Chirinos, Patricia
Philippines	Western Pacific	Cajayon Uy , Mary Mitzi
Poland	European	Trzewik, Anna
Portugal	European	Menezes, Bárbara; Ventura, Teresa
Qatar	Eastern Mediterranean	Al-Saadi, Naama
Republic of Korea	Western Pacific	Lee, Bomi
Republic of Moldova	European	Revenco, Nelea
Romania	European	Fatu, Alina
Russian Federation	European	Kachaeva, Margarita
Saint Lucia	Americas	Lloyd-Felix, Natasha
Samoa	Western Pacific	Maua, Ramunusina
San Marino	European	Rinaldi, Gabriele
Sao Tome and Principe	African	Amorin, Geny Mayla
Saudi Arabia	Eastern Mediterranean	Abualssayl, Abdullah Ahmed
Senegal	African	Sene, Bineta
Serbia	European	Markovic, Marija
Seychelles	African	Mein, Gylan
Singapore	Western Pacific	Ong, Lay Tin
Slovakia	European	Fischerova, Sandra; Rajkovicova, Hana
Slovenia	European	Mihevc Ponikvar, Barbara
Solomon Islands	Western Pacific	Tupe, Linda
Somalia	Eastern Mediterranean	Mohamed, Hassan
South Africa	African	Mathews, Shanaaz
South Sudan	African	Komuri, Lea Muja Ayub
Spain	European	Campos Esteban, Pilar
Sri Lanka	South-East Asia	Mapitigama, Nethanjalie
Sudan	Eastern Mediterranean	Babeker, Esmehan Alkhair
Suriname	Americas	Lakhisaran, Johanna
Sweden	European	Carlsson, Kerstin
Switzerland	European	Streit, Isabel
Syrian Arab Republic	Eastern Mediterranean	Abd Alaziz, Amal; Alhusseine, Firas; Khleifawi, Ahmed Nasir
Tajikistan	European	Khodjaeva, Aziza; Khudoiev, Bahrullo;
Thailand	South-East Asia	Kuha, Thitipat
Timor-Leste	South-East Asia	Gomes, Isabel Maria
Togo	African	Dassa, Kolou
Trinidad and Tobago	Americas	Hart, Shelly Ann
Tunisia	Eastern Mediterranean	Belhadj, Ahlem
Turkey	European	Yuksel, Aylin
Tuvalu	Western Pacific	Lysaght, Pamela
Uganda	African	Musimami, Paul
Ukraine	European	Dudin, Oleg
United Kingdom of Great Britain and Northern Ireland	European	Bellis, Mark
United Republic of Tanzania	African	Ngaponda, Notgera
United States of America	Americas	Dahlberg, Linda
Uruguay	Americas	Castro, Irma; Mizrahi, Elena
Uzbekistan	European	Iskandarov, Alisher
Vanuatu	Western Pacific	Taura, Ben
Viet Nam	Western Pacific	Anh, Luong Mai
West Bank and Gaza Strip	Eastern Mediterranean	Elkhatib, Walid
Zambia	African	Chirwa, Uzima
Zimbabwe	African	Musiwa, Anne

TABLE A2.2. GENERAL INFORMATION AND NATIONAL ACTION PLANS ADDRESSING VIOLENCE AGAINST CHILDREN

Country/area	GENERAL INFORMATION			Child maltreatment		Youth violence	
	Population 2018 ^a	GNI per capita for 2018 in US dollars ^b	Income level ^c	Existence	Funding	Existence	Funding
Afghanistan	37 171 922	550	Low	No	-	No	-
Albania	2 882 735	4 860	Upper middle	National	Partial	National	Full
Antigua and Barbuda	96 282	15 890	High	No	-	No	-
Armenia	2 951 741	4 230	Upper middle	National	Partial	Subnational	-
Australia	24 898 153	53 230	High	National	Full	Subnational	Partial
Austria	8 891 383	49 310	High	National	Full	National	Full
Azerbaijan	9 949 537	4 050	Upper middle	No	-	No	-
Bahamas	385 635	30 520	High	No	-	No	-
Bahrain	1 569 440	21 890	High	National	Full	National	Full
Bangladesh	161 376 713	1 750	Lower middle	National	Full	National	Full
Belarus	9 452 615	5 670	Upper middle	National	Full	National	Full
Belgium	11 482 180	45 910	High	National	Partial	National	Partial
Belize	383 071	4 470	Upper middle	National	Partial	National	Partial
Bolivia (Plurinational State of)	11 353 140	3370	Lower middle	National	Partial	National	Partial
Bosnia and Herzegovina	3 323 929	5 740	Upper middle	National	Partial	National	Partial
Brazil	209 469 320	9 140	Upper middle	National	Full	National	Full
Brunei Darussalam	428 960	29 660	High	No	-	No	-
Bulgaria	7 051 610	8 860	Upper middle	National	Full	National	Full
Burkina Faso	19 751 466	670	Low	No	-	No	-
Cambodia	16 249 795	1 390	Lower middle	National	Partial	National	Partial
Cameroon	25 216 261	1440	Lower middle	National	Partial	National	Partial
Canada	37 074 558	44 940	High	National	Full	National	Full
Central African Republic	4 666 375	490	Low	No	-	No	-
Chad	15 477 727	670	Low	No	-	No	-
Chile	18 729 166	14 670	High	National	None	National	-
China	1 435 651 150	9 460	Upper middle	National	Full	National	Full
Colombia	49 661 056	6 180	Upper middle	National	-	National	-
Comoros	832 322	1 380	Lower middle	No	-	No	-
Congo	5 244 363	1 640	Lower middle	National	Partial	National	Partial
Cook Islands	17 519	-	High	National	Full	National	Full
Costa Rica	4 999 443	11 520	Upper middle	Subnational	-	Subnational	-
Côte d'Ivoire	25 069 226	1 600	Lower middle	National	Partial	National	Partial
Croatia	4 156 407	14 000	High	National	Full	National	Full
Cuba	11 338 146	7 480*	Upper middle	National	Full	Subnational	Full
Cyprus	1 189 262	26 300	High	No	-	No	-
Czechia	10 665 679	20 240	High	No	-	No	-
Denmark	5 752 131	60140	High	National	Full	National	Full
Dominica	71 626	7 090	Upper middle	No	-	No	-
Dominican Republic	10 627 147	7 760	Upper middle	National	Partial	National	Partial
Ecuador	17 084 359	6 110	Upper middle	National	Partial	National	Full
El Salvador	6 420 740	3820	Lower middle	National	Partial	Subnational	-
Estonia	1 322 913	21 140	High	National	Partial	National	Partial
Eswatini	1 136 274	3 930	Lower middle	National	Partial	National	Partial
Ethiopia	109 224 410	790	Low	National	Full	No	-
Finland	5 522 585	48 280	High	National	-	National	Partial
France	64 990 512	41 080	High	National	Full	National	Full
Gabon	2 119 275	6 800	Upper middle	No	-	No	-
Georgia	4 002 946	4 440	Upper middle	No	-	No	-
Germany	83 124 413	47 090	High	Subnational	-	Subnational	-
Ghana	29 767 108	2 130	Lower middle	National	Partial	National	Partial
Greece	10 522 244	19 770	High	No	-	No	-
Grenada	111 449	9 650	Upper middle	National	Full	National	Full

NATIONAL ACTION PLANS ADDRESSING VIOLENCE AGAINST CHILDREN								
Sexual violence		School-based violence		Gender-based violence		Other		Contains at least one prevalence indicator
Existence	Funding	Existence	Funding	Existence	Funding	Existence	Funding	
No	-	No	-	No	-	No	-	No
National	Partial	National	Full	National	Partial	No	-	No
No	-	No	-	No	-	No	-	No
National	Partial	National	Partial	National	Partial	National	Partial	No
National	Full	National	Full	National	Full	National	None	No
National	Full	National	Full	National	Full	National	Full	Yes
No	-	No	-	No	-	No	-	No
No	-	No	-	No	-	No	-	No
National	Full	National	-	National	Full	No	-	No
National	Full	National	Full	National	Full	No	-	No
National	Full	National	Full	National	Full	No	-	No
National	Partial	National	Partial	National	Partial	No	-	No
National	Partial	National	Partial	National	Partial	No	-	No
National	Partial	National	Partial	National	Partial	No	-	No
National	Partial	National	Partial	National	Partial	National	Partial	No
National	Full	National	Full	National	Full	No	-	No
No	-	No	-	No	-	No	-	No
National	Full	National	Full	National	Full	No	-	No
No	-	No	-	No	-	No	-	No
National	Partial	National	Partial	National	Partial	No	-	Yes
National	Partial	National	Partial	National	Partial	No	-	No
National	Full	National	Full	National	Full	No	-	Yes
No	-	No	-	No	-	No	-	No
No	-	No	-	No	-	No	-	No
National	Partial	National	Partial	National	Partial	No	-	No
National	Full	National	Full	National	Full	No	-	No
National	Partial	National	-	National	-	No	-	No
No	-	No	-	No	-	No	-	No
National	Partial	National	Partial	National	Partial	No	-	No
National	Full	National	Full	National	Partial	No	-	No
National	-	National	-	National	-	No	-	Yes
National	Partial	National	Partial	National	Partial	No	-	No
National	Full	National	Full	National	Full	National	Full	No
National	Full	National	Full	National	Full	No	-	No
National	Full	National	Full	No	-	National	Full	No
No	-	No	-	No	-	No	-	No
National	-	National	Full	National	Full	No	-	No
No	-	No	-	No	-	No	-	No
National	Partial	National	Partial	National	Partial	No	-	Yes
National	Partial	National	Partial	National	Partial	No	-	No
Subnational	-	National	Partial	National	Partial	No	-	No
National	Partial	National	Partial	National	Partial	No	-	Yes
National	Partial	National	Partial	National	Partial	National	Partial	No
No	-	No	-	No	-	No	-	No
National	Partial	National	Partial	National	Partial	No	-	Yes
National	Full	National	Full	National	Full	No	-	No
No	-	No	-	No	-	No	-	No
No	-	No	-	No	-	No	-	No
National	Full	Subnational	-	Subnational	-	No	-	No
National	Partial	National	Partial	National	Partial	No	-	No
No	-	No	-	No	-	No	-	No
National	Full	National	Full	National	Full	No	-	No

Country/area	GENERAL INFORMATION			Child maltreatment			
	Population 2018 ^a	GNI per capita for 2018 in US dollars ^b	Income level ^c	Child maltreatment		Youth violence	
				Existence	Funding	Existence	Funding
Guatemala	17 247 855	4 400	Upper middle	National	Full	National	Full
Guinea-Bissau	1 874 304	750	Low	National	Partial	National	Partial
Guyana	779 007	4 770	Upper middle	No	-	No	-
Honduras	9 587 523	2 350	Lower middle	No	-	National	Partial
Indonesia	267 670 549	3 840	Lower middle	National	Full	National	Full
Iran (Islamic Republic of)	81 800 204	5 470*	Upper middle	National	Full	National	Full
Iraq	38 433 604	5 040	Upper middle	National	Partial	National	Partial
Israel	8 381 507	40 920	High	National	Full	National	Full
Jamaica	2 934 853	4 970	Upper middle	National	-	National	-
Jordan	9 965 322	4 200	Upper middle	Subnational	-	Subnational	-
Kazakhstan	18 319 616	8 070	Upper middle	No	-	No	-
Kenya	51 392 570	1 620	Lower middle	Subnational	Partial	Subnational	Partial
Kiribati	115 842	3 140	Lower middle	National	Partial	National	None
Kuwait	4 137 314	34 290	High	National	Full	National	Full
Kyrgyzstan	6 304 025	1 220	Lower middle	National	Full	National	Full
Latvia	1 928 461	16 510	High	National	Partial	National	Full
Lebanon	6 859 408	7 920	Upper middle	National	Partial	National	Partial
Lesotho	2 108 327	1 390	Lower middle	National	Partial	National	Partial
Libya	6 678 565	6 400	Upper middle	No	-	No	-
Lithuania	2 801 270	17 430	High	National	Full	National	Full
Luxembourg	604 244	70 870	High	No	-	No	-
Madagascar	26 262 313	510	Low	National	Partial	National	Partial
Malawi	18 143 215	360	Low	No	-	National	Full
Malaysia	31 528 033	10 590	Upper middle	National	Partial	No	-
Maldives	515 704	9 280	Upper middle	National	Full	National	Full
Mali	19 077 755	840	Low	National	Partial	National	Partial
Malta	439 255	26 480	High	National	Full	No	-
Mauritania	4 403 312	1 160	Lower middle	No	-	No	-
Mauritius	1 267 184	12 050	Upper middle	National	Full	Subnational	-
Mexico	126 190 782	9 180	Upper middle	National	Partial	National	Partial
Micronesia (Federated States of)	112 640	3 400	Lower middle	No	-	No	-
Mongolia	3 170 214	3 660	Lower middle	National	Partial	National	Partial
Montenegro	627 803	8 430	Upper middle	National	Partial	National	Partial
Morocco	36 029 089	3 090	Lower middle	National	Full	National	Full
Mozambique	29 496 009	460	Low	National	Partial	National	Partial
Namibia	2 448 300	5 220	Upper middle	No	-	No	-
Nepal	28 095 712	970	Low	National	Full	National	Full
New Zealand	4 743 131	40 640	High	National	Full	No	-
Niger	22 442 831	390	Low	No	-	No	-
Nigeria	195 874 685	1 960	Lower middle	National	Partial	National	Partial
North Macedonia	2 082 957	5 450	Upper middle	National	Partial	National	Partial
Norway	5 337 960	80 610	High	National	Partial	Subnational	Full
Oman	4 829 476	15 140	High	National	Partial	National	Partial
Pakistan	212 228 288	1 590	Lower middle	National	Partial	National	Full
Panama	4 176 868	14370	High	National	Full	National	Full
Papua New Guinea	8 606 324	2 570	Lower middle	National	Partial	National	Full
Paraguay	6 956 069	5 670	Upper middle	National	Partial	National	Partial
Peru	31 989 265	6 470	Upper middle	No	-	No	-
Philippines	106 651 394	3 830	Lower middle	National	Partial	National	Partial
Poland	37 921 585	14 100	High	No	-	No	-
Portugal	10 256 192	21 990	High	National	Full	National	Full
Qatar	2 781 682	61 150	High	National	Full	National	Full

NATIONAL ACTION PLANS ADDRESSING VIOLENCE AGAINST CHILDREN								
Sexual violence		School-based violence		Gender-based violence		Other		Contains at least one prevalence indicator
Existence	Funding	Existence	Funding	Existence	Funding	Existence	Funding	
National	Full	National	Full	National	Full	No	-	No
National	Partial	National	Partial	National	Partial	No	-	No
No	-	No	-	No	-	No	-	-
No	-	No	-	National	Partial	No	-	-
National	Full	National	Full	National	Full	National	Full	Yes
National	Full	National	Full	National	Full	National	Full	No
National	Partial	National	Partial	National	Partial	No	-	No
National	Full	National	Full	National	Full	No	-	No
No	-	No	-	No	-	No	-	No
National	-	National	-	National	-	National	Partial	No
No	-	No	-	No	-	No	-	No
National	Partial	National	Partial	National	Partial	No	-	No
National	Partial	National	Partial	National	Partial	No	-	No
Subnational	-	Subnational	-	Subnational	-	No	-	Yes
National	Full	National	Full	National	Full	National	Full	No
National	Partial	National	Partial	National	Partial	No	-	No
National	Partial	National	Partial	National	Partial	No	-	No
National	Partial	National	Partial	National	Partial	No	-	-
No	-	No	-	No	-	No	-	No
National	Full	National	Full	National	Full	No	-	No
No	-	No	-	No	-	No	-	No
National	Partial	National	Partial	National	Partial	No	-	No
No	-	No	-	No	-	No	-	No
No	-	No	-	No	-	No	-	No
National	Full	National	Full	National	Full	No	-	No
National	Partial	National	Partial	National	Partial	No	-	No
National	Full	No	-	National	Full	No	-	-
No	-	No	-	No	-	No	-	No
National	Full	National	Full	National	Full	No	-	No
National	Partial	National	Partial	National	Partial	No	-	No
No	-	No	-	National	Partial	No	-	No
National	Partial	National	Partial	National	Partial	National	Partial	Yes
National	Partial	National	Partial	National	Partial	No	-	Yes
National	Full	National	Full	National	Full	No	-	No
National	Partial	National	Partial	National	Partial	No	-	No
No	-	No	-	No	-	No	-	No
National	Full	National	Full	National	Full	No	-	Yes
No	-	National	Full	National	Full	No	-	Yes
No	-	No	-	No	-	No	-	No
National	Partial	National	Partial	National	Partial	No	-	No
National	Partial	National	Partial	National	Partial	No	-	No
National	Partial	National	Partial	National	Partial	No	-	No
National	Partial	National	Partial	National	Partial	No	-	No
National	Full	National	Full	National	Full	No	-	No
National	Full	National	Full	National	Full	No	-	Yes
National	Partial	National	Partial	National	Full	No	-	No
National	Partial	National	Partial	National	Partial	No	-	No
No	-	No	-	No	-	No	-	No
National	Partial	National	Partial	National	Partial	No	-	No
No	-	No	-	No	-	National	Full	No
National	Full	National	Full	National	Partial	No	-	No
National	Full	National	Full	National	Full	No	-	-

Country/area	GENERAL INFORMATION			Child maltreatment		Youth violence	
	Population 2018 ^a	GNI per capita for 2018 in US dollars ^b	Income level ^c	Existence	Funding	Existence	Funding
Republic of Korea	51 171 700	30 600	High	National	Full	National	Full
Republic of Moldova	4 051 950	2 980	Lower middle	National	Partial	National	Partial
Romania	19 506 110	11 290	Upper middle	National	Full	National	Full
Russian Federation	145 734 034	10 230	Upper middle	No	-	No	-
Saint Lucia	181 890	9 560	Upper middle	National	Partial	National	Partial
Samoa	196 128	4 020	Upper middle	National	Partial	National	Partial
San Marino	33 784	-	High	National	Full	No	-
Sao Tome and Principe	211 032	1 890	Lower middle	No	-	No	-
Saudi Arabia	33 702 757	21 600	High	National	Full	National	Full
Senegal	15 854 324	1 410	Lower middle	Subnational	-	Subnational	-
Serbia	8 802 741	6 390	Upper middle	National	Full	National	Full
Seychelles	97 094	15 600	High	No	-	No	-
Singapore	5 757 503	58 770	High	No	-	No	-
Slovakia	5 453 017	18 260	High	National	Partial	National	Partial
Slovenia	2 077 836	24 580	High	No	-	No	-
Solomon Islands	652 856	2 020	Lower middle	Subnational	-	National	Partial
Somalia	15 008 225	-	Low	No	-	No	-
South Africa	57 792 520	5 750	Upper middle	National	Partial	National	Partial
South Sudan	10 975 924	1 130*	Low	No	-	No	-
Spain	46 692 863	29 340	High	National	Full	National	Full
Sri Lanka	21 228 760	4 060	Upper middle	National	Partial	National	Partial
Sudan	41 801 532	1 560	Lower middle	National	Full	National	Full
Suriname	575 987	5 210	Upper middle	National	Partial	National	Partial
Sweden	9 971 630	55 490	High	No	-	No	-
Switzerland	8 525 614	84 410	High	National	Full	No	-
Syrian Arab Republic	16 945 062	1 820*	Low	No	-	No	-
Tajikistan	9 100 847	1 010	Low	No	-	No	-
Thailand	69 428 454	6 610	Upper middle	National	Full	National	Full
Timor-Leste	1 267 975	1 820	Lower middle	National	Full	National	Full
Togo	7 889 095	660	Low	No	-	No	-
Trinidad and Tobago	1 389 841	15 950	High	No	-	No	-
Tunisia	11 565 203	3 500	Lower middle	National	Full	National	Partial
Turkey	82 340 090	10 420	Upper middle	No	-	No	-
Tuvalu	11 505	5 430	Upper middle	National	-	National	-
Uganda	42 729 032	620	Low	National	Partial	National	Partial
Ukraine	44 246 158	2 660	Lower middle	National	Partial	National	Partial
United Kingdom of Great Britain and Northern Ireland	67 141 678	41 770	High	National	Full	No	-
United Republic of Tanzania	56 313 444	1 020	Low	National	Partial	National	Partial
United States of America	327 096 263	63 080	High	National	Partial	Subnational	Partial
Uruguay	3 449 290	15 650	High	National	Full	National	Full
Uzbekistan	32 476 232	2 020	Lower middle	No	-	No	-
Vanuatu	292 675	3 130	Lower middle	National	Partial	National	Partial
Viet Nam	95 545 959	2 360	Lower middle	National	Full	National	Full
West Bank and Gaza Strip	-	3 710	Lower middle	National	Partial	National	Partial
Zambia	17 351 714	1 430	Lower middle	No	-	No	-
Zimbabwe	14 438 812	1 790	Lower middle	Subnational	Partial	Subnational	Partial

a Population Division of the Department of Economic and Social Affairs of the United Nations Secretariat (2019). World Population Prospects: The 2019 Revision, Highlights. New York: United Nations.

b Gross National Income (GNI) per capita is the dollar value of a country's final income in a year divided by its population using Atlas methodology. Data from World Development Indicators database, World Bank, June 2018. <http://data.worldbank.org/indicator/NY.GNP.PCAP.CD> Where no data were available for 2018, published data for the latest year were used.

c World Development Indicators database: Low income is US\$ 1 025 or less, lower-middle income is US\$ 1 026 to US\$ 3 995, upper-middle income is US\$ 3 996 to US\$ 12 375, high-income is US\$ 12 376 or more.

* 2018 data not available. Latest available used from the World Development Indicators database

NATIONAL ACTION PLANS ADDRESSING VIOLENCE AGAINST CHILDREN								
Sexual violence		School-based violence		Gender-based violence		Other		Contains at least one prevalence indicator
Existence	Funding	Existence	Funding	Existence	Funding	Existence	Funding	
National	Full	National	Full	National	Full	No	-	Yes
National	Partial	National	Partial	National	Partial	No	-	No
National	Full	National	Full	National	Full	No	-	No
No	-	No	-	No	-	No	-	No
National	Partial	National	Partial	National	Partial	No	-	No
National	Partial	National	Partial	National	Partial	No	-	No
No	-	No	-	No	-	No	-	No
No	-	No	-	No	-	No	-	No
National	Full	National	Full	National	Full	No	-	No
Yes	None	Yes	None	Yes	None	No	-	No
National	Full	National	Full	National	Full	National	Full	No
No	-	No	-	No	-	No	-	No
No	-	No	-	No	-	No	-	No
National	Partial	National	Partial	National	Partial	No	-	Yes
No	-	No	-	No	-	No	-	No
National	Partial	National	Partial	National	Partial	No	-	No
No	-	No	-	No	-	No	-	No
National	Partial	National	Partial	National	Partial	No	-	No
No	-	No	-	No	-	No	-	No
National	Full	National	Full	National	Full	No	-	No
National	Partial	National	Partial	National	Partial	No	-	No
National	Full	National	Full	National	Full	National	Full	No
National	Partial	National	Partial	National	Partial	No	-	No
National	Full	No	-	National	Full	National	Full	No
No	-	No	-	No	-	No	-	No
No	-	National	Full	No	-	No	-	No
No	-	No	-	No	-	No	-	No
National	Full	National	Full	National	Full	No	-	No
National	Full	National	Full	National	Full	No	-	No
No	-	National	Partial	No	-	National	Partial	-
No	-	No	-	No	-	No	-	No
No	-	No	-	No	-	No	-	No
No	-	No	-	No	-	No	-	No
National	-	National	-	National	-	No	-	No
National	Partial	National	Partial	National	Partial	No	-	Yes
National	Partial	National	Partial	National	Partial	No	-	No
National	-	No	-	National	-	No	-	No
National	Partial	National	Partial	National	Partial	No	-	Yes
National	Partial	No	-	No	-	No	-	Yes
National	Full	National	Full	National	Full	No	-	No
No	-	No	-	No	-	No	-	No
National	Partial	National	Partial	National	Partial	No	-	No
National	Full	National	Partial	National	Full	No	-	Yes
National	Partial	National	Partial	National	Partial	No	-	No
No	-	No	-	No	-	No	-	No
Subnational	Partial	Subnational	Partial	Subnational	Partial	National	Full	No

TABLE A2.3. COUNTRY-REPORTED HOMICIDE NUMBERS BY SOURCE AND WHO ESTIMATED HOMICIDE NUMBERS AND RATES, FOR 0–17 YEARS AND ALL AGES BY SEX

Country/area	Country-reported number of homicides ^a								Number	95% confidence interval
	Ages 0-17 years				All ages					
	Police homicide number	Year	Civil or vital registration homicide number	Year	Police homicide number	Year	Civil or vital registration homicide number	Year		
Afghanistan	-	-	-	-	-	-	-	-	376	(146 - 876)
Albania	1	2017	-	-	68	2017	-	-	5	(3 - 8)
Antigua and Barbuda	0	2017	-	-	22	2017	-	-	0	(0 - 1)
Armenia	4	2017	0	2017	64	2017	37	2017	7	(3 - 16)
Australia	15	2017	28	2017	203	2017	244	2017	26	(21 - 32)
Austria	-	-	-	-	-	-	-	-	7	(5 - 9)
Azerbaijan	16	2017	-	-	191	2017	-	-	15	(11 - 19)
Bahamas	10	2017	7	2014	-	-	126	2014	7	(6 - 10)
Bahrain	-	-	0	2017	-	-	3	2017	0	(0 - 0)
Bangladesh	-	-	-	-	3 549	2017	-	-	446	(179 - 1 026)
Belarus	6	2017	2	2017	240	2017	335	2017	2	(0 - 7)
Belgium	-	-	12	2017	-	-	119	2017	12	(10 - 15)
Belize	10	2017	3	2017	142	2017	126	2017	8	(6 - 11)
Bolivia (Plurinational State of)	-	-	-	-	-	-	-	-	74	(30 - 171)
Bosnia and Herzegovina	-	-	-	-	-	-	-	-	1	(1 - 3)
Brazil	4 544	2017	5 956	2017	49 861	2017	66 460	2017	6 418	(5 064 - 7 815)
Brunei Darussalam	0	2017	0	2017	3	2017	4	2017	0	(0 - 1)
Bulgaria	7	2017	-	-	133	2017	-	-	5	(4 - 6)
Burkina Faso	25	2017	-	-	48	2017	-	-	225	(81 - 565)
Cambodia	-	-	-	-	-	-	-	-	40	(16 - 93)
Cameroon	-	-	-	-	-	-	-	-	171	(62 - 427)
Canada	49	2017	21	2016	666	2017	390	2016	47	(36 - 58)
Central African Republic	-	-	-	-	30	2018	-	-	94	(32 - 254)
Chad	-	-	-	-	-	-	-	-	161	(57 - 408)
Chile	-	-	-	-	-	-	-	-	48	(37 - 60)
China	-	-	120	2016	-	-	1 236	2016	1 224	(509 - 2 740)
Colombia	-	-	795	2017	-	-	11 347	2017	1 546	(1 183 - 1 937)
Comoros	-	-	-	-	-	-	-	-	6	(2 - 14)
Congo	-	-	-	-	-	-	-	-	59	(21 - 151)
Cook Islands	-	-	-	-	-	-	-	-	-	-
Costa Rica	26	2017	22	2017	603	2017	598	2017	25	(13 - 42)
Côte d'Ivoire	-	-	-	-	-	-	-	-	358	(128 - 902)
Croatia	4	2017	5	2017	43	2017	51	2017	3	(2 - 4)
Cuba	-	-	20	2017	-	-	516	2017	21	(15 - 27)
Cyprus	0	2017	0	2016	7	2017	10	2016	0	(0 - 1)
Czechia	5	2017	7	2017	146	2017	65	2017	5	(4 - 6)
Denmark	14	2017	-	-	65	2017	-	-	14	(8 - 19)
Dominica	0	2017	0	2017	12	2017	12	2017	-	-
Dominican Republic	74	2017	-	-	1 561	2017	-	-	111	(74 - 161)
Ecuador	49	2017	47	2017	972	2017	935	2017	65	(50 - 83)
El Salvador	271	2018	271	2018	3 340	2018	3 340	2018	234	(0 - 627)
Estonia	-	-	1	2017	-	-	29	2017	0	(0 - 1)
Eswatini	6	2016	-	-	31	2016	-	-	17	(6 - 46)
Ethiopia	-	-	-	-	-	-	-	-	838	(306 - 2 088)
Finland	1	2017	1	2017	68	2017	61	2017	1	(0 - 4)
France	87	2017	-	-	780	2017	-	-	105	(86 - 127)
Gabon	-	-	-	-	-	-	-	-	15	(5 - 42)
Georgia	6	2017	7	2017	91	2017	180	2017	6	(4 - 11)
Germany	-	-	33	2017	-	-	352	2017	90	(72 - 108)
Ghana	18	2017	-	-	219	2017	-	-	183	(67 - 458)
Greece	20	2018	5	2017	321	2018	87	2017	3	(3 - 4)
Grenada	1	2017	-	-	11	2017	-	-	1	(0 - 2)

HOMICIDES									
WHO estimated number and rate of homicides per 100 000 (2017) ^b									
Ages 0-17 years				All ages					
Rate	95% confidence interval	Male homicide rate	Female homicide rate	Number	95% confidence interval	Rate	95% confidence interval	Male homicide rate	Female homicide rate
2	(0.8 - 4.8)	2.8	1.2	3 067	(2 121 - 4 322)	8.5	(5.8 - 11.9)	13.3	3.3
0.8	(0.5 - 1.2)	1.4	0.1	97	(64 - 144)	3.4	(2.2 - 5)	4.7	2
1.6	(0.7 - 3.8)	2.1	1.1	5	(3 - 7)	5	(3.4 - 7.3)	7.7	2.5
1	(0.4 - 2.3)	1.3	0.7	112	(87 - 140)	3.8	(3 - 4.7)	6.4	1.5
0.5	(0.4 - 0.6)	0.5	0.4	242	(195 - 294)	1	(0.8 - 1.2)	1.3	0.7
0.4	(0.3 - 0.6)	0.5	0.4	47	(36 - 60)	0.5	(0.4 - 0.7)	0.6	0.5
0.6	(0.4 - 0.7)	0.9	0.2	243	(195 - 296)	2.5	(2 - 3)	3.9	1
7	(5.2 - 9.1)	11.1	2.7	123	(98 - 152)	32.2	(25.6 - 39.7)	57.7	8.3
0	(0 - 0.1)	0	0	3	(2 - 4)	0.2	(0.1 - 0.3)	0.2	0.2
0.8	(0.3 - 1.9)	1.1	0.6	4 333	(3 008 - 6 084)	2.7	(1.9 - 3.8)	3.9	1.5
0.1	(0 - 0.4)	0	0.2	335	(273 - 402)	3.5	(2.9 - 4.3)	5	2.2
0.5	(0.4 - 0.7)	0.6	0.5	157	(123 - 195)	1.4	(1.1 - 1.7)	1.6	1.2
6	(4.4 - 8.1)	9.1	2.9	138	(104 - 179)	36.7	(27.7 - 47.7)	64	9.6
1.8	(0.7 - 4.1)	2.3	1.2	904	(619 - 1 287)	8.1	(5.5 - 11.5)	13.4	2.7
0.2	(0.1 - 0.5)	0.2	0.2	52	(41 - 64)	1.6	(1.2 - 1.9)	2.3	0.8
11.6	(9.2 - 14.1)	20.2	2.6	69 238	(61 014 - 76 861)	33.3	(29.4 - 37)	61.5	6
0	(0 - 0.5)	0	0	6	(4 - 7)	1.3	(1 - 1.8)	1.6	1
0.4	(0.3 - 0.5)	0.5	0.4	101	(80 - 125)	1.4	(1.1 - 1.8)	2.1	0.8
2.3	(0.8 - 5.7)	2.7	1.8	1 835	(997 - 3 203)	9.6	(5.2 - 16.7)	13.6	5.5
0.7	(0.3 - 1.6)	1	0.3	393	(263 - 573)	2.5	(1.6 - 3.6)	4.1	0.9
1.4	(0.5 - 3.5)	1.8	1	1 562	(865 - 2 676)	6.4	(3.5 - 10.9)	10.2	2.6
0.7	(0.5 - 0.8)	0.7	0.6	666	(544 - 798)	1.8	(1.5 - 2.2)	2.7	0.9
4	(1.3 - 10.7)	5.8	2.1	1 051	(548 - 1 903)	22.9	(11.9 - 41.4)	36.9	9.1
2	(0.7 - 5)	2.6	1.4	1 391	(749 - 2 446)	9.3	(5 - 16.3)	14.4	4.1
1.1	(0.8 - 1.3)	1.7	0.4	738	(609 - 875)	4	(3.3 - 4.7)	7.1	1
0.4	(0.2 - 0.9)	0.4	0.4	12 916	(9 072 - 17 904)	0.9	(0.6 - 1.3)	1	0.8
11	(8.4 - 13.7)	18.5	3.1	20 379	(16 856 - 23 910)	41.7	(34.5 - 48.9)	77.3	7.4
1.5	(0.6 - 3.7)	1.7	1.2	63	(41 - 95)	7.8	(5.1 - 11.6)	11.5	4
2.4	(0.8 - 6.2)	3.2	1.6	527	(272 - 961)	10.3	(5.3 - 18.8)	16.5	4.1
-	-	-	-	-	-	-	-	-	-
1.9	(1 - 3.2)	2.7	1.1	603	(494 - 721)	12.2	(10 - 14.6)	21.7	2.6
3	(1.1 - 7.6)	2.5	3.5	2 876	(1 586 - 4 947)	11.8	(6.5 - 20.2)	14	9.5
0.4	(0.3 - 0.5)	0.3	0.4	46	(35 - 58)	1.1	(0.8 - 1.4)	1.3	0.9
0.9	(0.7 - 1.2)	1.2	0.6	546	(447 - 652)	4.8	(3.9 - 5.7)	7.5	2.2
0	(0 - 0.2)	0	0	14	(9 - 22)	1.2	(0.8 - 1.9)	1.3	1.1
0.3	(0.2 - 0.3)	0.2	0.3	71	(56 - 89)	0.7	(0.5 - 0.8)	0.8	0.5
1.2	(0.7 - 1.6)	1.7	0.7	65	(50 - 82)	1.1	(0.9 - 1.4)	1.6	0.7
-	-	-	-	-	-	-	-	-	-
3.1	(2.1 - 4.5)	4.4	1.8	1 679	(1 153 - 2 384)	16	(11 - 22.7)	27.5	4.4
1.1	(0.9 - 1.5)	1.6	0.7	1 077	(854 - 1 324)	6.4	(5.1 - 7.9)	10.8	2
10.9	(0 - 29.3)	21.4	0	5 260	(4 223 - 6 384)	82.3	(66.1 - 99.9)	116.9	51.8
0.2	(0.1 - 0.2)	0.1	0.2	32	(25 - 41)	2.5	(1.9 - 3.1)	3.9	1.2
3.4	(1.1 - 9.1)	4.4	2.3	203	(102 - 381)	18.1	(9.1 - 33.9)	29.5	7.2
1.6	(0.6 - 4.1)	2	1.2	8 011	(4 605 - 13 240)	7.5	(4.3 - 12.4)	11.2	3.8
0.1	(0 - 0.3)	0	0.2	69	(54 - 86)	1.2	(1 - 1.6)	1.4	1.1
0.7	(0.6 - 0.9)	0.7	0.8	859	(701 - 1 030)	1.3	(1.1 - 1.6)	1.6	1
1.7	(0.6 - 4.8)	2.2	1.2	177	(87 - 337)	8.6	(4.2 - 16.3)	14	2.9
0.7	(0.4 - 1.2)	1.3	0	92	(73 - 112)	2.3	(1.8 - 2.8)	3.6	1.1
0.7	(0.5 - 0.8)	0.8	0.5	825	(673 - 988)	1	(0.8 - 1.2)	1.1	0.9
1.4	(0.5 - 3.6)	1.1	1.8	1 715	(944 - 2 953)	5.9	(3.2 - 10.1)	7.3	4.4
0.2	(0.1 - 0.2)	0.3	0.1	81	(64 - 101)	0.8	(0.6 - 1)	1.1	0.5
2.5	(1.1 - 5.6)	1.8	3.2	8	(6 - 11)	7.4	(5.4 - 9.8)	11.5	3.2

Country/area	Country-reported number of homicides ^a								Number	95% confidence interval
	Ages 0-17 years				All ages					
	Police homicide number	Year	Civil or vital registration homicide number	Year	Police homicide number	Year	Civil or vital registration homicide number	Year		
Guatemala	371	2017	418	2017	4 428	2017	3 726	2017	393	(307 - 485)
Guinea-Bissau	11	2018	-	-	18	2018	-	-	18	(6 - 51)
Guyana	8	2017	-	-	115	2017	-	-	9	(7 - 11)
Honduras	573	2017	263	2017	3 866	2017	3 859	2017	590	(393 - 854)
Indonesia	-	-	-	-	1 292	2016	-	-	1 003	(410 - 2 294)
Iran (Islamic Republic of)	-	-	-	-	-	-	-	-	196	(134 - 278)
Iraq	-	-	-	-	-	-	-	-	698	(290 - 1 544)
Israel	-	-	-	-	121	2017	-	-	10	(8 - 13)
Jamaica	55	2017	74	2017	1 647	2017	1 046	2017	46	(33 - 60)
Jordan	9	2017	-	-	62	2017	-	-	35	(23 - 52)
Kazakhstan	-	-	-	-	-	-	-	-	29	(22 - 36)
Kenya	148	2017	-	-	1 599	2017	-	-	265	(96 - 673)
Kiribati	-	-	-	-	-	-	-	-	1	(0 - 1)
Kuwait	-	-	3	2016	-	-	27	2016	4	(2 - 6)
Kyrgyzstan	-	-	-	-	-	-	-	-	9	(7 - 12)
Latvia	5	2017	1	2017	56	2017	74	2017	3	(2 - 3)
Lebanon	10	2017	-	-	135	2017	-	-	27	(11 - 61)
Lesotho	-	-	-	-	-	-	-	-	57	(19 - 161)
Libya	2	2017	-	-	7	2017	-	-	16	(6 - 36)
Lithuania	6	2017	4	2017	153	2017	78	2017	5	(4 - 6)
Luxembourg	-	-	1	2016	-	-	5	2016	0	(0 - 1)
Madagascar	-	-	-	-	591	2010	-	-	239	(97 - 535)
Malawi	-	-	-	-	-	-	-	-	59	(20 - 154)
Malaysia	6	2017	-	-	297	2017	-	-	51	(35 - 74)
Maldives	0	2017	-	-	8	2017	-	-	1	(0 - 2)
Mali	-	-	-	-	13	2017	-	-	252	(89 - 640)
Malta	-	-	-	-	-	-	-	-	0	(0 - 1)
Mauritania	-	-	-	-	-	-	-	-	56	(23 - 126)
Mauritius	1	2017	1	2017	47	2017	43	2017	2	(2 - 3)
Mexico	901	2016	1 105	2016	22 566	2016	24 028	2016	1 729	(1 403 - 2 067)
Micronesia (Federated States of)	-	-	-	-	-	-	-	-	0	(0 - 1)
Mongolia	13	2018	-	-	252	2018	-	-	11	(4 - 26)
Montenegro	0	2017	1	2014	13	2017	17	2014	0	(0 - 1)
Morocco	17	2017	-	-	276	2017	-	-	91	(61 - 133)
Mozambique	-	-	-	-	-	-	-	-	162	(56 - 419)
Namibia	36	2017	-	-	385	2017	-	-	41	(11 - 97)
Nepal	82	2017	384	2017	649	2017	-	-	92	(37 - 208)
New Zealand	4	2016	-	-	50	2016	-	-	5	(4 - 6)
Niger	-	-	-	-	-	-	-	-	289	(115 - 655)
Nigeria	-	-	-	-	-	-	-	-	2065	(779 - 4 970)
North Macedonia	1	2017	-	-	29	2017	32	2017	2	(2 - 3)
Norway	4	2018	-	-	25	2018	-	-	4	(3 - 5)
Oman	-	-	-	-	-	-	28	2017	0	(0 - 3)
Pakistan	-	-	-	-	8 235	2017	-	-	1 045	(428 - 2 366)
Panama	-	-	33	2017	-	-	429	2017	50	(37 - 65)
Papua New Guinea	-	-	-	-	-	-	-	-	69	(27 - 165)
Paraguay	28	2017	26	2017	541	2017	513	2017	32	(20 - 56)
Peru	-	-	-	-	-	-	-	-	252	(170 - 361)
Philippines	254	2017	-	-	7 631	2017	-	-	659	(515 - 813)
Poland	10	2017	-	-	275	2017	-	-	15	(7 - 19)
Portugal	-	-	0	2016	82	2017	73	2016	0	(0 - 4)
Qatar	0	2017	-	-	12	2017	-	-	0	(0 - 1)

HOMICIDES									
WHO estimated number and rate of homicides per 100 000 (2017) ^b									
Ages 0-17 years				All ages					
Rate	95% confidence interval	Male homicide rate	Female homicide rate	Number	95% confidence interval	Rate	95% confidence interval	Male homicide rate	Female homicide rate
5.6	(4.3 - 6.9)	8.3	2.7	4 175	(3 542 - 4 815)	24.7	(20.9 - 28.5)	42.5	7.4
2.1	(0.7 - 5.7)	2.5	1.6	172	(83 - 330)	9.4	(4.6 - 18.1)	13.8	5.2
3.3	(2.6 - 4.2)	4	2.6	145	(115 - 178)	18.6	(14.8 - 22.9)	29.2	8
16	(10.7 - 23.2)	16.3	15.8	5 455	(3 788 - 7 653)	57.8	(40.2 - 81.2)	83.3	32.4
1.2	(0.5 - 2.7)	1.2	1.1	11 829	(8 306 - 16 404)	4.5	(3.1 - 6.2)	6.2	2.7
0.9	(0.6 - 1.2)	1	0.7	2 557	(1 771 - 3 599)	3.2	(2.2 - 4.5)	5.1	1.2
4.1	(1.7 - 9.1)	4.7	3.5	5 924	(4 123 - 8 293)	15.8	(11 - 22.1)	22.9	8.5
0.4	(0.3 - 0.5)	0.4	0.4	120	(95 - 148)	1.5	(1.2 - 1.8)	2.1	0.8
5.3	(3.9 - 7)	7.3	3.3	1 676	(1 322 - 2 077)	57.4	(45.3 - 71.1)	92	23.2
0.9	(0.6 - 1.3)	1	0.8	274	(183 - 402)	2.8	(1.9 - 4.1)	4	1.5
0.5	(0.4 - 0.6)	0.6	0.4	1 089	(862 - 1 342)	6	(4.8 - 7.4)	9.8	2.5
1.1	(0.4 - 2.9)	1.6	0.6	2 821	(1 560 - 4 840)	5.6	(3.1 - 9.6)	9.1	2.2
1.3	(0.5 - 3)	1.7	0.8	5	(3 - 8)	4.8	(3 - 7.3)	7.3	2.3
0.4	(0.2 - 0.6)	0.5	0.2	75	(49 - 111)	1.8	(1.2 - 2.7)	2.5	0.8
0.4	(0.3 - 0.5)	0.6	0.2	255	(207 - 308)	4.1	(3.3 - 5)	6.6	1.7
0.8	(0.6 - 1)	1.1	0.5	116	(92 - 144)	5.9	(4.7 - 7.4)	8.9	3.4
1.2	(0.5 - 2.8)	1.8	0.6	280	(187 - 410)	4.1	(2.7 - 6)	6.4	1.8
7	(2.3 - 19.6)	9.8	4.3	966	(508 - 1 738)	46.2	(24.3 - 83.1)	74.6	18.7
0.7	(0.3 - 1.6)	1	0.4	155	(103 - 229)	2.4	(1.6 - 3.5)	3.7	1
1	(0.8 - 1.2)	1.2	0.8	145	(115 - 177)	5.1	(4.1 - 6.2)	7.9	2.6
0.4	(0.3 - 0.5)	0.8	0	3	(2 - 5)	0.6	(0.4 - 0.8)	0.6	0.6
2	(0.8 - 4.4)	2.8	1.1	1 765	(1 208 - 2 514)	6.9	(4.7 - 9.8)	10.4	3.5
0.7	(0.2 - 1.7)	0.9	0.4	487	(244 - 913)	2.8	(1.4 - 5.2)	4.4	1.2
0.6	(0.4 - 0.8)	0.5	0.6	842	(575 - 1 204)	2.7	(1.8 - 3.9)	4.1	1.2
0.6	(0.2 - 1.3)	0.7	0.4	9	(7 - 12)	1.9	(1.4 - 2.4)	2.4	1
2.5	(0.9 - 6.4)	3.1	1.9	2 041	(1 115 - 3 540)	11	(6 - 19.1)	16.8	5.2
0	(0 - 0.8)	0	0	4	(3 - 5)	0.9	(0.7 - 1.3)	1.2	0.7
2.8	(1.2 - 6.4)	3.6	2.1	482	(324 - 699)	11.2	(7.6 - 16.3)	16.7	5.7
0.7	(0.6 - 1)	0.7	0.8	42	(32 - 54)	3.3	(2.5 - 4.3)	5	1.7
4.3	(3.5 - 5.1)	6.3	2.2	32 079	(27 868 - 36 122)	25.7	(22.3 - 28.9)	46.4	5.9
1.1	(0.4 - 2.7)	1.2	1.1	5	(3 - 8)	4.6	(2.9 - 7.2)	6.2	2.9
1	(0.4 - 2.5)	1.6	0.4	221	(147 - 322)	7.1	(4.7 - 10.4)	12.4	2
0	(0 - 0.5)	0	0	13	(10 - 17)	2.1	(1.6 - 2.7)	3.2	1
0.8	(0.5 - 1.2)	0.7	0.9	733	(493 - 1 064)	2.1	(1.4 - 3)	3	1.1
1.1	(0.4 - 2.8)	1.6	0.6	1 214	(637 - 2 188)	4.2	(2.2 - 7.6)	6.8	1.8
4	(1 - 9.4)	4.5	3.5	443	(228 - 810)	18.4	(9.5 - 33.7)	29.6	8
0.9	(0.4 - 2)	1.2	0.5	725	(492 - 1 041)	2.6	(1.8 - 3.8)	4.3	1.2
0.4	(0.3 - 0.6)	0.4	0.5	50	(39 - 63)	1.1	(0.8 - 1.3)	1.3	0.8
2.4	(0.9 - 5.4)	3	1.8	2 155	(1 480 - 3 059)	10	(6.9 - 14.2)	14.8	5.1
2.2	(0.8 - 5.2)	2.3	2	18 250	(10 784 - 29 346)	9.6	(5.6 - 15.4)	13.7	5.3
0.5	(0.4 - 0.7)	0.9	0.1	31	(24 - 40)	1.5	(1.1 - 1.9)	2.2	0.8
0.3	(0.2 - 0.4)	0.4	0.2	33	(25 - 42)	0.6	(0.5 - 0.8)	0.7	0.5
0	(0 - 0.3)	0	0	28	(21 - 36)	0.6	(0.5 - 0.8)	0.7	0.3
1.2	(0.5 - 2.7)	1.3	1.1	10 767	(7 606 - 14 835)	5.2	(3.7 - 7.1)	7.4	2.8
3.7	(2.8 - 4.8)	5.7	1.6	588	(462 - 730)	14.3	(11.3 - 17.8)	25.8	2.8
1.9	(0.7 - 4.6)	2.2	1.7	917	(621 - 1 319)	10.9	(7.4 - 15.6)	16.4	5.1
1.3	(0.8 - 2.3)	2.2	0.4	622	(420 - 899)	9.1	(6.1 - 13.1)	15.8	2.1
2.5	(1.7 - 3.7)	3.2	1.8	2 860	(1 981 - 4 024)	9.1	(6.3 - 12.8)	15	3.3
1.7	(1.3 - 2.1)	2.6	0.7	15 041	(12 382 - 17 742)	14.3	(11.8 - 16.9)	25.5	3
0.2	(0.1 - 0.3)	0.2	0.2	333	(269 - 402)	0.9	(0.7 - 1.1)	1.2	0.6
0	(0 - 0.3)	0	0	88	(70 - 109)	0.9	(0.7 - 1.1)	1.2	0.5
0.1	(0 - 0.3)	0.1	0.1	11	(9 - 14)	0.4	(0.3 - 0.5)	0.5	0.2

Country/area	Country-reported number of homicides ^a								Number	95% confidence interval
	Ages 0-17 years				All ages					
	Police homicide number	Year	Civil or vital registration homicide number	Year	Police homicide number	Year	Civil or vital registration homicide number	Year		
Republic of Korea	38	2017	58	2017	301	2017	415	2017	47	(21 - 98)
Republic of Moldova	12	2017	-	-	141	2017	-	-	5	(4 - 6)
Romania	-	-	-	-	-	-	-	-	11	(9 - 14)
Russian Federation	434	2017	148	2017	9 738	2017	9 048	2017	217	(105 - 263)
Saint Lucia	-	-	-	-	-	-	-	-	4	(2 - 5)
Samoa	-	-	-	-	-	-	-	-	1	(0 - 2)
San Marino	0	2016	-	-	0	2016	-	-	-	-
Sao Tome and Principe	-	-	-	-	-	-	-	-	2	(1 - 4)
Saudi Arabia	27	2016-2017	-	-	340	2016-2017	-	-	59	(25 - 130)
Senegal	-	-	-	-	-	-	-	-	127	(51 - 291)
Serbia	6	2017	4	2017	86	2017	91	2017	4	(3 - 5)
Seychelles	1	2014	-	-	-	-	-	-	0	(0 - 1)
Singapore	1	2017	-	-	11	2017	-	-	2	(1 - 2)
Slovakia	-	-	-	-	20	2017	24	2017	3	(2 - 3)
Slovenia	0	2017	1	2017	19	2017	23	2017	1	(0 - 2)
Solomon Islands	-	-	-	-	-	-	-	-	3	(1 - 7)
Somalia	-	-	-	-	-	-	-	-	114	(45 - 258)
South Africa	985	2016	-	-	20 336	2016	7 509	2016	1 380	(792 - 2 271)
South Sudan	-	-	-	-	-	-	-	-	167	(58 - 440)
Spain	17	2017	20	2017	305	2017	325	2017	20	(16 - 25)
Sri Lanka	36	2017	-	-	359	2017	-	-	25	(20 - 30)
Sudan	-	-	-	-	-	-	-	-	319	(130 - 709)
Suriname	2	2017	-	-	35	2017	35	2011	3	(2 - 5)
Sweden	7	2013	10	2017	86	2013	106	2017	10	(5 - 15)
Switzerland	0	2017	5	2017	45	2017	47	2017	5	(4 - 7)
Syrian Arab Republic	-	-	-	-	-	-	-	-	-	-
Tajikistan	-	-	-	-	35	2017	-	-	8	(6 - 11)
Thailand	892	2017	140	2017	1 828	2017	1 773	2017	201	(153 - 256)
Timor-Leste	-	-	-	-	36	2017	-	-	8	(3 - 17)
Togo	-	-	-	-	-	-	-	-	68	(23 - 180)
Trinidad and Tobago	17	2017	-	-	495	2017	-	-	17	(11 - 31)
Tunisia	37	2017	-	-	311	2017	-	-	50	(21 - 110)
Turkey	-	-	-	-	-	-	-	-	263	(177 - 380)
Tuvalu	0	2017	-	-	1	2017	-	-	-	-
Uganda	374	2017	396	2017	4 473	2017	4 735	2017	490	(178 - 1 235)
Ukraine	-	-	41	2017	1 551	2017	1 653	2017	63	(52 - 75)
United Kingdom of Great Britain and Northern Ireland	-	-	-	-	-	-	-	-	104	(84 - 125)
United Republic of Tanzania	-	-	-	-	-	-	-	-	439	(160 - 1 102)
United States of America	1 208	2017	1 661	2017	15 129	2017	19 510	2017	1 739	(1 437 - 2 148)
Uruguay	23	2017	-	-	283	2017	-	-	20	(15 - 26)
Uzbekistan	-	-	-	-	-	-	-	-	27	(21 - 34)
Vanuatu	-	-	-	-	2	2017	-	-	1	(0 - 2)
Viet Nam	-	-	-	-	-	-	-	-	119	(47 - 281)
West Bank and Gaza Strip	4	2017	-	-	34	2017	-	-	42	(18 - 94)
Zambia	36	2017	-	-	91	2017	-	-	124	(45 - 309)
Zimbabwe	93	2017	-	-	571	2017	-	-	252	(94 - 607)

a All data shown are as submitted to WHO as part of the *Global status report on preventing violence against children 2020* survey and/or the associated country consultation process for homicide estimates. As such, the police-reported data may differ from those supplied to and published by UNODC owing to variations in the procedures/channels used to gather the data, the timing of their collection and the validation methods used by WHO and UNODC respectively

b These estimates of homicide represent the best estimates of WHO, based on the evidence available to it up until November 2019, rather than representing the official estimates of Member States, and have not necessarily been endorsed by Member States. They have been computed using standard categories, definitions and methods to ensure cross-national comparability and may not be the same as official national estimates produced using alternate, potentially equally rigorous methods. WHO Member States with a population of less than 90 000 in 2017 were not included in the analysis

HOMICIDES									
WHO estimated number and rate of homicides per 100 000 (2017) ^b									
Ages 0-17 years				All ages					
Rate	95% confidence interval	Male homicide rate	Female homicide rate	Number	95% confidence interval	Rate	95% confidence interval	Male homicide rate	Female homicide rate
0.6	(0.2 - 1.2)	0.7	0.4	382	(312 - 457)	0.7	(0.6 - 0.9)	1	0.5
0.6	(0.5 - 0.8)	0.9	0.4	137	(105 - 177)	3.4	(2.6 - 4.3)	4.8	2.1
0.3	(0.2 - 0.4)	0.3	0.3	279	(225 - 338)	1.4	(1.1 - 1.7)	2	0.8
0.7	(0.4 - 0.9)	0.8	0.7	13 293	(11 475 - 15 063)	9.1	(7.9 - 10.4)	14.7	4.3
8.3	(5.7 - 11.7)	8.3	8.3	42	(31 - 57)	23.3	(17 - 31.4)	38.8	8.2
0.9	(0.4 - 2.1)	1.2	0.6	6	(4 - 10)	3.2	(2 - 5)	4.9	1.4
-	-	-	-	-	-	-	-	-	-
1.9	(0.8 - 4.4)	2.7	1.2	14	(9 - 21)	6.7	(4.2 - 10.2)	10.1	3.2
0.6	(0.3 - 1.3)	0.4	0.8	499	(342 - 710)	1.5	(1 - 2.1)	1.5	1.5
1.7	(0.7 - 3.8)	2.2	1.1	1 215	(828 - 1 738)	7.9	(5.4 - 11.3)	12.6	3.4
0.2	(0.2 - 0.3)	0.2	0.3	156	(124 - 193)	1.8	(1.4 - 2.2)	2.4	1.1
1.4	(0.9 - 1.9)	0	2.8	13	(10 - 18)	13.8	(10.2 - 18.2)	20.4	6.8
0.2	(0.1 - 0.3)	0.1	0.2	16	(10 - 25)	0.3	(0.2 - 0.4)	0.3	0.3
0.3	(0.2 - 0.3)	0.2	0.3	68	(53 - 86)	1.3	(1 - 1.6)	1.8	0.7
0.3	(0.1 - 0.6)	0.2	0.4	20	(15 - 26)	1	(0.7 - 1.3)	1.1	0.8
1	(0.4 - 2.3)	1.2	0.8	26	(17 - 39)	4.1	(2.6 - 6.2)	6	2
1.5	(0.6 - 3.3)	2	0.9	803	(544 - 1 157)	5.5	(3.7 - 7.9)	8.4	2.7
7.1	(4.1 - 11.6)	10.5	3.6	22 626	(13 424 - 36 240)	39.7	(23.5 - 63.6)	65.2	14.8
3.2	(1.1 - 8.3)	4.2	2.1	1 733	(902 - 3 143)	15.9	(8.3 - 28.8)	24.8	7
0.2	(0.2 - 0.3)	0.2	0.3	325	(262 - 394)	0.7	(0.6 - 0.8)	0.9	0.5
0.4	(0.3 - 0.5)	0.5	0.3	596	(489 - 710)	2.8	(2.3 - 3.4)	4.9	0.9
1.6	(0.7 - 3.7)	2	1.3	2 445	(1 682 - 3 464)	6	(4.1 - 8.5)	8.9	3.1
1.7	(1.1 - 2.5)	2.2	1	39	(26 - 59)	6.9	(4.5 - 10.4)	10.6	3.2
0.5	(0.3 - 0.8)	0.8	0.2	107	(84 - 133)	1.1	(0.9 - 1.3)	1.6	0.6
0.3	(0.3 - 0.4)	0.4	0.3	47	(36 - 60)	0.6	(0.4 - 0.7)	0.6	0.5
-	-	-	-	-	-	-	-	-	-
0.2	(0.2 - 0.3)	0.3	0.1	185	(140 - 241)	2.1	(1.6 - 2.7)	3.1	1
1.4	(1 - 1.7)	2.3	0.4	2 828	(2 275 - 3 424)	4.1	(3.3 - 4.9)	7.2	1.2
1.4	(0.5 - 3.1)	1.9	0.8	58	(38 - 87)	4.7	(3.1 - 7)	7.5	1.8
1.8	(0.6 - 4.9)	2.3	1.4	709	(370 - 1 281)	9.2	(4.8 - 16.6)	13.6	4.8
5.1	(3.3 - 9.1)	6.5	3.7	501	(411 - 597)	36.2	(29.7 - 43.1)	65.5	7.5
1.5	(0.6 - 3.4)	1.7	1.4	383	(254 - 563)	3.3	(2.2 - 4.9)	5.1	1.6
1.1	(0.7 - 1.6)	1.6	0.6	4 054	(2 788 - 5 749)	5	(3.4 - 7.1)	8.3	1.8
-	-	-	-	-	-	-	-	-	-
2.2	(0.8 - 5.5)	3.5	0.9	5 421	(3 076 - 9 075)	13.2	(7.5 - 22)	21.3	5.3
0.8	(0.6 - 0.9)	0.6	0.9	3 147	(2 631 - 3 683)	7.1	(5.9 - 8.3)	10.9	3.8
0.7	(0.6 - 0.9)	0.7	0.7	977	(804 - 1 162)	1.5	(1.2 - 1.7)	1.8	1.1
1.6	(0.6 - 4)	1.8	1.4	4 432	(2 492 - 7 482)	8.1	(4.6 - 13.7)	12.4	3.8
2.3	(1.9 - 2.9)	3.2	1.5	20 427	(17 710 - 23 047)	6.3	(5.4 - 7.1)	10.1	2.5
2.3	(1.7 - 3)	3.6	1.1	279	(225 - 338)	8.1	(6.5 - 9.8)	13.9	2.7
0.3	(0.2 - 0.3)	0.3	0.2	535	(417 - 672)	1.7	(1.3 - 2.1)	2.6	0.8
0.6	(0.2 - 1.4)	0.7	0.5	7	(4 - 10)	2.3	(1.5 - 3.6)	3.4	1.2
0.5	(0.2 - 1.1)	0.8	0.1	1 612	(1 118 - 2 265)	1.7	(1.2 - 2.4)	3	0.4
2	(0.8 - 4.3)	2.6	1.3	329	(220 - 480)	6.9	(4.6 - 10.1)	11.2	2.5
1.4	(0.5 - 3.5)	1.5	1.3	1 068	(579 - 1 866)	6.3	(3.4 - 11.1)	9.6	3.1
3.6	(1.4 - 8.7)	3.7	3.6	1 838	(1 012 - 3 165)	12.9	(7.1 - 22.2)	21	5.5

TABLE A2.4. AVAILABILITY OF NATIONAL POPULATION-BASED SURVEYS BY TYPE OF VIOLENCE

Country/area	NATIONAL POPULATION-BASED SURVEYS OF VIOLENCE ^a						Experiencing violent discipline, 1–14 years olds ^c			
	Demographic and Health Survey	Multiple Indicator Cluster Survey	Violence Against Children Survey	Global School-based Student Health Survey	Adverse Childhood Experiences Survey	Other	Both sexes	Male	Female	Source
Afghanistan	Yes	Yes	No	-	No	No	74%*	75%*	74%*	MICS 2010-2011
Albania	Yes	Yes	Yes	No	Yes	Yes	48%*	49%*	45%*	DHS 2017-18
Antigua and Barbuda	No	No	No	Yes	No	No	-	-	-	-
Armenia	Yes	No	No	No	No	Yes	69%	71%	67%	DHS 2015-2016
Australia	Yes	No	No	No	No	No	-	-	-	-
Austria	Yes	No	Yes	Yes	Planned	No	-	-	-	-
Azerbaijan	Yes	Planned	-	-	-	No	77%*	80%*	74%*	DHS 2006
Bahamas	No	No	No	Yes	No	No	-	-	-	-
Bahrain	No	Yes	No	No	No	No	-	-	-	-
Bangladesh	Yes	Yes	No	Yes	No	No	89%	89%	89%	MICS 2019
Belarus	Yes	Yes	Yes	No	Yes	No	57%	59%	55%	MICS 2019 snapshot
Belgium	No	No	No	No	No	No	-	-	-	-
Belize	Yes	Yes	-	Yes	No	No	65%	67%	63%	MICS 2015
Bolivia (Plurinational State of)	Yes	Yes	No	No	No	Yes	-	-	-	-
Bosnia and Herzegovina	Yes	Yes	Yes	No	No	Yes	55%*	60%*	50%*	MICS 2011-2012
Brazil	Yes	No	No	Yes	No	Yes	-	-	-	-
Brunei Darussalam	No	No	No	Yes	No	No	-	-	-	-
Bulgaria	Yes	No	Yes	No	Yes	No	-	-	-	-
Burkina Faso	Yes	Yes	No	-	No	No	83%*	84%*	82%*	MICS 2006
Cambodia	Yes	No	Yes	Yes	-	Yes	-	-	-	-
Cameroon	Yes	Yes	No	No	No	No	85%	85%	85%	MICS 2014
Canada	No	No	No	No	No	Yes	-	-	-	-
Central African Republic	Yes	Yes	No	No	No	No	92%*	92%*	92%*	MICS 2010
Chad	Planned	Yes	-	No	-	No	71%	72%	71%	DHS 2014-2015
Chile	Yes	-	Yes	Yes	No	Yes	-	-	-	-
China	No	Yes	Planned	No	-	No	-	-	-	-
Colombia	Yes	No	Yes	Yes	No	Yes	-	-	-	-
Comoros	Yes	Yes	No	No	No	No	-	-	-	-
Congo	Yes	Yes	No	No	No	No	83%	83%	82%	MICS 2014-2015
Cook Islands	No	No	No	Yes	No	Yes	-	-	-	-
Costa Rica	Yes	Yes	No	No	No	No	46%*	52%*	39%*	MICS 2011
Côte d'Ivoire	Yes	Yes	Yes	-	No	No	87%	88%	85%	MICS 2016
Croatia	No	No	No	No	No	Yes	-	-	-	-
Cuba	No	Yes	No	No	-	Yes	36%	37%	35%	MICS 2014
Cyprus	Yes	No	No	No	No	No	-	-	-	-
Czechia	No	No	No	No	Yes	No	-	-	-	-
Denmark	-	-	-	-	-	No	-	-	-	-
Dominica	No	No	No	Yes	No	No	-	-	-	-
Dominican Republic	Yes	Yes	No	Yes	No	No	63%	64%	61%	MICS 2014
Ecuador	Yes	No	Yes	No	No	No	-	-	-	-
El Salvador	Yes	Yes	Yes	Yes	No	Yes	52%	55%	50%	ENS/MICS 2014
Estonia	Yes	No	No	No	No	Yes	-	-	-	-
Eswatini	Yes	Yes	Yes	Yes	No	No	88%	89%	88%	MICS 2014
Ethiopia	Yes	Yes	No	No	No	No	-	-	-	-
Finland	Yes	-	Yes	Yes	No	Yes	-	-	-	-
France	Yes	-	Yes	Yes	Yes	No	-	-	-	-
Gabon	Yes	No	No	No	No	Yes	-	-	-	-
Georgia	No	Yes	Yes	Yes	No	No	67%*	70%*	63%*	MICS 2005

VIOLENCE PREVALENCE FROM SELECT MULTI-COUNTRY SURVEYS ^b											
Witnessing physical violence in the home prior to 18 years, 18–24 year olds ^d			Sexual violence victimization prior to 18 years, 18–24 year olds ^e			Bullying victimization, 11–15 year olds ^f			Involvement in physical fighting, 13–15 year olds ^g		
Both sexes	Male	Female	Both sexes	Male	Female	Both sexes	Male	Female	Both sexes	Male	Female
-	-	-	-	-	-	44%	42%	45%	41%	47%	32%
-	-	-	-	-	-	20%	23%	17%	-	-	-
-	-	-	-	-	-	25%	24%	27%	48%	55%	38%
-	-	-	-	-	-	9%	11%	7%	-	-	-
-	-	-	-	-	-	-	-	-	-	-	-
-	-	-	-	-	-	36%	39%	33%	-	-	-
-	-	-	-	-	-	-	-	-	-	-	-
-	-	-	-	-	-	24%	25%	22%	40%	44%	36%
-	-	-	-	-	-	29%	36%	23%	43%	54%	31%
-	-	-	-	-	-	24%	27%	17%	21%	27%	10%
-	-	-	-	-	-	-	-	-	-	-	-
-	-	-	-	-	-	Subnational	Subnational	Subnational	-	-	-
-	-	-	-	-	-	31%	30%	31%	36%	43%	30%
-	-	-	-	-	-	30%	32%	28%	33%	45%	21%
-	-	-	-	-	-	-	-	-	-	-	-
-	-	-	-	-	-	-	-	-	-	-	-
-	-	-	-	-	-	23%	25%	22%	24%	32%	17%
-	-	-	-	-	-	34%	36%	33%	-	-	-
-	-	-	-	-	-	-	-	-	-	-	-
-	18%**	15%**	-	6%	4%	22%	23%	22%	14%	15%	12%
-	-	-	-	-	-	-	-	-	-	-	-
-	-	-	-	-	-	35%	33%	38%	-	-	-
-	-	-	-	-	-	-	-	-	-	-	-
-	-	-	-	-	-	-	-	-	-	-	-
-	-	-	-	-	-	15%	16%	14%	29%	38%	19%
-	-	-	-	-	-	Subnational	Subnational	Subnational	Subnational	Subnational	Subnational
30%	25%	30%	11%	8%	15%	Subnational	Subnational	Subnational	Subnational	Subnational	Subnational
-	-	-	-	-	-	-	-	-	-	-	-
-	-	-	-	-	-	-	-	-	-	-	-
-	-	-	-	-	-	31%	29%	32%	31%	35%	26%
-	-	-	-	-	-	19%	18%	20%	22%	32%	12%
-	-	-	-	-	-	-	-	-	-	-	-
-	-	-	-	-	-	17%	18%	17%	-	-	-
-	-	-	-	-	-	-	-	-	-	-	-
-	-	-	-	-	-	-	-	-	-	-	-
-	-	-	-	-	-	18%	19%	17%	-	-	-
-	-	-	-	-	-	20%	20%	20%	-	-	-
-	-	-	-	-	-	27%	29%	26%	39%	48%	30%
-	-	-	-	-	-	24%	26%	22%	26%	32%	19%
-	-	-	-	-	-	Subnational	Subnational	Subnational	Subnational	Subnational	Subnational
-	12%	23%	-	3%	14%	23%	21%	24%	26%	34%	17%
-	-	-	-	-	-	38%	39%	37%	-	-	-
-	-	-	-	-	38%	32%	33%	31%	19%	27%	14%
-	-	-	-	-	-	-	-	-	-	-	-
-	-	-	-	-	-	28%	31%	24%	-	-	-
-	-	-	-	-	-	29%	30%	28%	-	-	-
-	-	-	-	-	-	-	-	-	-	-	-
-	-	-	-	-	-	-	-	-	-	-	-

Country/area	NATIONAL POPULATION-BASED SURVEYS OF VIOLENCE ^a						Experiencing violent discipline, 1–14 years olds ^b			
	Demographic and Health Survey	Multiple Indicator Cluster Survey	Violence Against Children Survey	Global School-based Student Health Survey	Adverse Childhood Experiences Survey	Other	Both sexes	Male	Female	Source
Germany	No	No	No	No	No	No	-	-	-	-
Ghana	Yes	Yes	No	Yes	No	No	94%*	94%*	94%*	MICS 2011
Greece	No	No	No	No	No	Yes	-	-	-	-
Grenada	Yes	No	Yes	Yes	No	No	-	-	-	-
Guatemala	Yes	No	No	Yes	No	Yes	-	-	-	-
Guinea-Bissau	No	Yes	No	No	No	No	82%	83%	82%	MICS 2014
Guyana	Yes	Yes	No	Yes	No	No	70%	74%	65%	MICS 2014
Honduras	Yes	No	Yes	No	Yes	No	-	-	-	-
Indonesia	Yes	No	Yes	Yes	-	Yes	-	-	-	-
Iran (Islamic Republic of)	No	No	No	No	No	No	-	-	-	-
Iraq	Planned	Planned	No	No	No	No	81%	82%	80%	MICS 2018
Israel	Yes	Yes	Yes	Yes	Yes	Yes	-	-	-	-
Jamaica	Yes	Yes	Yes	Yes	No	No	85%*	87%*	82%*	MICS 2011
Jordan	Yes	No	Planned	Yes	No	Yes	82%	83%	80%	DHS 2017-2018
Kazakhstan	-	-	-	-	-	No	53%	55%	50%	MICS 2015
Kenya	Yes	Yes	Yes	Yes	No	No	-	-	-	-
Kiribati	Planned	Planned	No	Yes	No	Yes	81%*	-	-	Protect me with love and care 2008
Kuwait	No	No	No	Yes	Planned	No	-	-	-	-
Kyrgyzstan	Yes	Yes	Yes	Yes	Yes	No	74%	76%	73%	MICS 2018
Latvia	No	No	No	No	Yes	Yes	-	-	-	-
Lebanon	No	Yes	No	Yes	No	No	82%*	82%*	82%*	MICS 2009
Lesotho	Yes	Yes	Yes	No	-	No	76%	77%	75%	MICS 2018
Libya	Yes	-	-	-	-	No	-	-	-	-
Lithuania	No	No	No	No	No	Yes	-	-	-	-
Luxembourg	No	No	No	No	No	Yes	-	-	-	-
Madagascar	Yes	Yes	No	Yes	No	No	86%	87%	85%	MICS 2018 snapshot
Malawi	Yes	Yes	Yes	Yes	No	No	72%	73%	72%	MICS 2013-2014
Malaysia	Yes	No	No	Yes	No	No	71%*	74%*	67%*	National Health and Morbidity Survey 2016
Maldives	Yes	Yes	Yes	Yes	-	No	-	-	-	-
Mali	Yes	Yes	No	-	-	No	73%	73%	73%	MICS 2015
Malta	-	-	-	-	-	No	-	-	-	-
Mauritania	Yes	Yes	No	Yes	Yes	No	80%	80%	80%	MICS 2015
Mauritius	No	No	No	Yes	No	No	-	-	-	-
Mexico	No	Yes	No	No	No	Yes	63%	63%	63%	MICS 2015
Micronesia (Federated States of)	No	No	No	No	No	Yes	-	-	-	-
Mongolia	No	Yes	No	Yes	No	Yes	49%	53%	45%	MICS 2018
Montenegro	Yes	Yes	Yes	No	Yes	No	66%	66%	63%	MICS 2018
Morocco	Yes	Yes	Planned	Yes	-	No	-	-	-	-
Mozambique	Yes	Yes	No	Yes	No	No	-	-	-	-
Namibia	Yes	No	Planned	Yes	No	No	-	-	-	-
Nepal	Yes	Yes	No	Yes	-	Yes	82%	83%	81%	MICS 2014
New Zealand	No	No	No	No	No	Yes	-	-	-	-
Niger	Yes	No	Yes	No	Yes	Yes	82%*	82%*	81%*	DHS 2012 reanalyzed
Nigeria	Yes	Yes	Yes	No	No	No	85%	86%	84%	MICS 2016-2017

VIOLENCE PREVALENCE FROM SELECT MULTI-COUNTRY SURVEYS ^b											
Witnessing physical violence in the home prior to 18 years, 18–24 year olds ^d			Sexual violence victimization prior to 18 years, 18–24 year olds ^e			Bullying victimization, 11–15 year olds ^f			Involvement in physical fighting, 13–15 year olds ^g		
Both sexes	Male	Female	Both sexes	Male	Female	Both sexes	Male	Female	Both sexes	Male	Female
-	-	-	-	-	-	23%	23%	24%	-	-	-
-	-	-	-	-	-	62%	61%	64%	53%	58%	47%
-	-	-	-	-	-	18%	19%	18%	-	-	-
-	-	-	-	-	-	27%	29%	26%	38%	53%	27%
-	-	-	-	-	-	23%	26%	20%	23%	31%	14%
-	-	-	-	-	-	-	-	-	-	-	-
-	-	-	-	-	-	38%	40%	37%	38%	51%	25%
-	16%	23%	-	10%	16%	32%	32%	32%	28%	36%	21%
-	-	-	-	-	-	21%	24%	19%	25%	36%	13%
-	-	-	-	-	-	-	-	-	-	-	-
-	-	-	-	-	-	28%	32%	22%	37%	50%	22%
-	-	-	-	-	-	24%	33%	16%	-	-	-
-	-	-	-	-	-	26%	26%	25%	35%	44%	25%
-	-	-	-	-	-	41%	46%	37%	47%	65%	30%
-	-	-	-	-	-	-	-	-	-	-	-
-	-	-	-	18%	32%	57%	57%	57%	48%	51%	46%
-	-	-	-	-	-	37%	42%	32%	35%	43%	29%
-	-	-	-	-	-	32%	36%	28%	43%	56%	30%
-	-	-	-	-	-	-	-	-	-	-	-
-	-	-	-	-	-	50%	49%	50%	-	-	-
-	-	-	-	-	-	18%	24%	12%	40%	57%	24%
-	-	-	-	-	-	-	-	-	-	-	-
-	-	-	-	-	-	35%	40%	31%	40%	56%	23%
-	-	-	-	-	-	54%	54%	54%	-	-	-
-	-	-	-	-	-	30%	29%	31%	-	-	-
-	-	-	-	-	-	-	-	-	-	-	-
-	55%	50%	-	15%	22%	45%	43%	47%	23%	24%	21%
-	-	-	-	-	-	21%	24%	18%	30%	39%	22%
-	-	-	-	-	-	30%	30%	30%	32%	41%	23%
-	-	-	-	-	-	-	-	-	-	-	-
-	-	-	-	-	-	26%	30%	21%	-	-	-
-	-	-	-	-	-	47%	48%	46%	58%	66%	48%
-	-	-	-	-	-	36%	42%	30%	36%	49%	22%
-	-	-	-	-	-	-	-	-	-	-	-
-	-	-	-	-	-	-	-	-	-	-	-
-	-	-	-	-	-	31%	36%	25%	44%	65%	23%
-	-	-	-	-	-	-	-	-	-	-	-
-	-	-	-	-	-	38%	44%	32%	40%	53%	25%
-	-	-	-	-	-	45%	45%	46%	40%	42%	37%
-	-	-	-	-	-	47%	48%	45%	36%	44%	29%
-	-	-	-	-	-	51%	56%	45%	40%	45%	35%
-	-	-	-	-	-	-	-	-	-	-	-
-	-	-	-	-	-	-	-	-	-	-	-
-	58%	66%	-	11%	25%	-	-	-	-	-	-

Country/area	NATIONAL POPULATION-BASED SURVEYS OF VIOLENCE ^a						Experiencing violent discipline, 1–14 years olds ^c			
	Demographic and Health Survey	Multiple Indicator Cluster Survey	Violence Against Children Survey	Global School-based Student Health Survey	Adverse Childhood Experiences Survey	Other	Both sexes	Male	Female	Source
North Macedonia	No	Yes	No	Yes	Yes	Yes	69%*	71%*	67%*	MICS 2011
Norway	Yes	No	Planned	Yes	No	No	-	-	-	-
Oman	Yes	Yes	No	Yes	No	No	-	-	-	-
Pakistan	Yes	Yes	No	Yes	No	No	-	-	-	-
Panama	No	Yes	No	Yes	No	No	45%	47%	43%	MICS 2013
Papua New Guinea	No	No	-	No	No	No	-	-	-	-
Paraguay	Yes	Yes	No	Yes	No	No	52%	55%	49%	MICS 2016
Peru	Yes	No	Yes	No	No	Yes	-	-	-	-
Philippines	Yes	Yes	No	Yes	No	Yes	-	-	-	-
Poland	Yes	No	No	-	Yes	No	-	-	-	-
Portugal	Yes	No	Yes	Yes	No	Yes	-	-	-	-
Qatar	-	-	-	-	-	No	50%*	53%*	46%*	MICS 2012
Republic of Korea	-	-	-	-	-	No	-	-	-	-
Republic of Moldova	Yes	Yes	Planned	No	Yes	No	76%*	77%*	74%*	MICS 2012
Romania	Yes	No	Yes	No	Yes	Yes	-	-	-	-
Russian Federation	-	No	No	Yes	Yes	No	-	-	-	-
Saint Lucia	No	Yes	No	Yes	No	No	68%*	71%*	64%*	MICS 2012
Samoa	Yes	Planned	No	Yes	No	No	-	-	-	-
San Marino	Yes	-	-	Yes	No	No	-	-	-	-
Sao Tome and Principe	Yes	Yes	No	No	No	No	80%	80%	79%	MICS 2014
Saudi Arabia	Yes	Yes	No	No	Yes	No	-	-	-	-
Senegal	Yes	-	-	-	-	No	-	-	-	-
Serbia	Yes	Yes	Yes	No	Yes	Yes	43%	44%	42%	MICS 2014
Seychelles	No	No	No	Yes	No	No	-	-	-	-
Singapore	No	-	-	No	-	No	-	-	-	-
Slovakia	Yes	-	Yes	-	-	No	-	-	-	-
Slovenia	No	No	No	No	Planned	Yes	-	-	-	-
Solomon Islands	Yes	No	No	Yes	No	No	86%*	86%*	85%*	DHS 2015-2016
Somalia	Yes	Yes	No	No	No	No	-	-	-	-
South Africa	Yes	No	No	No	No	Yes	-	-	-	-
South Sudan	Yes	Yes	No	No	No	No	-	-	-	-
Spain	Yes	No	Yes	Yes	No	Yes	-	-	-	-
Sri Lanka	Yes	No	No	Yes	No	No	-	-	-	-
Sudan	Yes	Yes	No	Yes	No	No	64%	65%	63%	MICS 2014
Suriname	No	Yes	No	Yes	No	Yes	87%	89%	86%	MICS 2018
Sweden	No	No	Yes	Yes	No	Yes	-	-	-	-
Switzerland	No	No	No	No	No	Yes	-	-	-	-
Syrian Arab Republic	Yes	Yes	No	No	No	No	89%*	90%*	88%*	MICS 2006
Tajikistan	Yes	Yes	No	No	-	No	69%	70%	68%	DHS 2017
Thailand	No	Yes	No	Yes	No	No	75%	77%	73%	MICS 2015-2016
Timor-Leste	Yes	No	No	Yes	-	No	-	-	-	-
Togo	Yes	Yes	-	-	No	No	92%	92%	91%	MICS 2017
Trinidad and Tobago	Yes	Yes	Yes	No	No	No	77%*	79%*	75%*	MICS 2011
Tunisia	Yes	Yes	No	Yes	No	No	88%	89%	87%	MICS 2018
Turkey	Planned	No	No	No	No	No	-	-	-	-
Tuvalu	Yes	No	No	No	No	No	-	-	-	-
Uganda	Yes	No	Yes	Yes	No	Yes	85%	85%	85%	DHS 2016
Ukraine	Yes	Yes	No	No	Yes	Yes	61%*	68%*	55%*	MICS 2012

VIOLENCE PREVALENCE FROM SELECT MULTI-COUNTRY SURVEYS ^b											
Witnessing physical violence in the home prior to 18 years, 18–24 year olds ^d			Sexual violence victimization prior to 18 years, 18–24 year olds ^e			Bullying victimization, 11–15 year olds ^f			Involvement in physical fighting, 13–15 year olds ^g		
Both sexes	Male	Female	Both sexes	Male	Female	Both sexes	Male	Female	Both sexes	Male	Female
-	-	-	-	-	-	10%	10%	10%	30%	41%	18%
-	-	-	-	-	-	21%	23%	20%	-	-	-
-	-	-	-	-	-	42%	45%	39%	48%	56%	41%
-	-	-	-	-	-	41%	45%	35%	37%	47%	23%
-	-	-	-	-	-	-	-	-	-	-	-
-	-	-	-	-	-	-	-	-	-	-	-
-	-	-	-	-	-	17%	19%	15%	20%	26%	15%
-	-	-	-	-	-	47%	47%	48%	37%	52%	22%
-	-	-	-	-	-	51%	53%	49%	39%	44%	34%
-	-	-	-	-	-	30%	32%	29%	-	-	-
-	-	-	-	-	-	39%	43%	36%	-	-	-
-	-	-	-	-	-	42%	49%	35%	51%	63%	38%
-	-	-	-	-	-	-	-	-	-	-	-
-	-	-	-	-	-	35%	34%	35%	-	-	-
-	-	-	-	-	-	34%	37%	31%	-	-	-
-	-	-	-	-	-	43%	45%	41%	-	-	-
-	-	-	-	-	-	25%	25%	25%	41%	52%	31%
-	-	-	-	-	-	74%	79%	69%	68%	73%	62%
-	-	-	-	-	-	-	-	-	-	-	-
-	-	-	-	-	-	-	-	-	-	-	-
-	-	-	-	-	-	-	-	-	-	-	-
-	-	-	-	-	-	-	-	-	-	-	-
-	-	-	-	-	-	-	-	-	-	-	-
-	-	-	-	-	-	47%	45%	50%	34%	41%	27%
-	-	-	-	-	-	-	-	-	-	-	-
-	-	-	-	-	-	27%	29%	25%	-	-	-
-	-	-	-	-	-	22%	26%	19%	-	-	-
-	-	-	-	-	-	67%	64%	68%	53%	54%	51%
-	-	-	-	-	-	-	-	-	-	-	-
-	-	-	-	-	-	-	-	-	-	-	-
-	-	-	-	-	-	-	-	-	-	-	-
-	-	-	-	-	-	15%	18%	13%	-	-	-
-	-	-	-	-	-	39%	50%	29%	46%	57%	36%
-	-	-	-	-	-	-	-	-	-	-	-
-	-	-	-	-	-	26%	26%	26%	21%	30%	12%
-	-	-	-	-	-	13%	11%	14%	-	-	-
-	-	-	-	-	-	33%	34%	33%	-	-	-
-	-	-	-	-	-	-	-	-	-	-	-
-	-	-	-	-	-	7%	7%	7%	22%	30%	13%
-	-	-	-	-	-	33%	38%	28%	29%	37%	21%
-	-	-	-	-	-	31%	39%	25%	34%	40%	27%
-	-	-	-	-	-	-	-	-	-	-	-
-	-	-	-	-	-	15%	18%	13%	36%	45%	27%
-	-	-	-	-	-	31%	37%	24%	47%	71%	24%
-	-	-	-	-	-	56%	57%	54%	-	-	-
-	-	-	-	-	-	27%	40%	15%	71%	77%	66%
-	65%	67%	-	17%	35%	46%	50%	41%	36%	39%	32%
-	-	-	-	-	-	38%	39%	37%	-	-	-

Country/area	NATIONAL POPULATION-BASED SURVEYS OF VIOLENCE ^a						Experiencing violent discipline, 1–14 years olds ^c			
	Demographic and Health Survey	Multiple Indicator Cluster Survey	Violence Against Children Survey	Global School-based Student Health Survey	Adverse Childhood Experiences Survey	Other	Both sexes	Male	Female	Source
United Kingdom of Great Britain and Northern Ireland	Yes	No	No	No	Yes	Yes	-	-	-	-
United Republic of Tanzania	Yes	No	Yes	No	No	Yes	-	-	-	-
United States of America	No	No	Yes	No	Yes	Yes	-	-	-	-
Uruguay	No	Planned	No	No	No	Yes	55%*	58%*	51%*	MICS 2013
Uzbekistan	No	No	Planned	No	Planned	No	-	-	-	-
Vanuatu	Yes	Yes	No	Yes	No	Yes	84%*	83%*	84%*	DHS 2013
Viet Nam	Yes	Yes	-	Yes	-	Yes	68%	72%	65%	MICS 2014
West Bank and Gaza Strip	-	Planned	No	Yes	No	No	92%	93%	92%	MICS 2014
Zambia	Yes	Yes	Yes	Yes	No	No	-	-	-	-
Zimbabwe	Yes	Yes	Yes	Yes	No	No	64%	65%	63%	MICS 2019

- a Although countries were asked to report whether they had conducted the specific surveys listed, responses suggest that at times they were referring to different surveys and therefore the results here may differ from the official websites of the survey developers. This is particularly the case with the Violence Against Children Survey (VACS) led by US CDC as part of the Together for Girls partnership, which has not been conducted in any European countries
- b Countries may have data available from several other surveys but in the interests of global comparability, indicators from the most widely available internationally comparable surveys have been selected
- c UNICEF global databases, 2020, based on the Demographic and Health Survey (DHS), Multiple Indicator Cluster Survey (MICS) and other national surveys. Indicator definition: Percentage of children aged 1–14 years who experience any violent discipline (psychological aggression and/or physical punishment) in the past month. Data refer to the most recent year available during 2012–2019, unless otherwise specified
- d Data from the VACS, led by US CDC as part of the Together for Girls partnership. Witnessing physical violence in the home includes hearing or seeing a parent punch, kick or beat your other parent, their boyfriend or girlfriend, or your brothers or sisters
- e Data from the VACS, led by US CDC as part of the Together for Girls partnership. Sexual violence includes unwanted sexual touching, unwanted attempted sex, physically forced sex, and pressured sex (through threats, harassment, or tricking)
- f Data from UNESCO, *Behind the numbers: ending school violence and bullying*, 2019. The prevalence was reported using weighted data from the most recent survey cycles of GSHS (2017) and HBSC (2013/2014), supplemented with data from earlier cycles for countries that did not provide data in the most recent survey cycles. The percentages represent median prevalence of students who reported being bullied on one or more days during the 30 days before the survey, in countries/territories that participated in the GSHS (i.e. all countries/territories except those in Europe and North America), or in the past few months prior to the survey, in countries/territories that participated in the HBSC (i.e. countries/territories in Europe and North America)
- g Data from UNESCO, *Behind the numbers: ending school violence and bullying*, 2019. Indicator definition: Percentage of students who reported being in physical fights during the past 12 months
- * Data differ from the standard definition or refer to only part of a country/area
- ** In Cambodia, witnessing physical violence in the homes includes seeing an adult slap, punch, kick, use or threaten to use a gun, knife, stick, rock or other similar weapon against another adult
- ^ Youth Risk Behavior Survey data, 2017

VIOLENCE PREVALENCE FROM SELECT MULTI-COUNTRY SURVEYS ^b											
Witnessing physical violence in the home prior to 18 years, 18–24 year olds ^d			Sexual violence victimization prior to 18 years, 18–24 year olds ^e			Bullying victimization, 11–15 year olds ^f			Involvement in physical fighting, 13–15 year olds ^g		
Both sexes	Male	Female	Both sexes	Male	Female	Both sexes	Male	Female	Both sexes	Male	Female
-	-	-	-	-	-	Subnational	Subnational	Subnational	-	-	-
-	-	-	-	12%	27%	27%	25%	28%	31%	33%	28%
-	-	-	-	-	-	28%	28%	27%	-	34% [^]	23% [^]
-	-	-	-	-	-	19%	18%	20%	26%	38%	15%
-	-	-	-	-	-	-	-	-	-	-	-
-	-	-	-	-	-	67%	68%	67%	51%	60%	42%
-	-	-	-	-	-	26%	26%	26%	22%	33%	12%
-	-	-	-	-	-	Subnational	Subnational	Subnational	Subnational	Subnational	Subnational
-	49%	51%	-	10%	20%	65%	63%	67%	53%	50%	56%
-	-	-	-	1%	9%	Subnational	Subnational	Subnational	Subnational	Subnational	Subnational

TABLE A2.5.1. EXISTENCE AND PERCEIVED ENFORCEMENT OF LEGISLATION TO PROHIBIT VIOLENCE AGAINST CHILDREN

Country/area	Bans on corporal punishment			Against statutory rape	
	Existence	Covers all settings	Perceived enforcement level ^a	Existence	Perceived enforcement level ^a
Afghanistan	National	No	Medium	National	Medium
Albania	National	Yes	High	National	High
Antigua and Barbuda	None	-	-	National	Medium
Armenia	National	Yes	High	National	High
Australia	Subnational	-	-	Subnational	-
Austria	National	Yes	Medium	National	Medium
Azerbaijan	National	Yes	Medium	National	High
Bahamas	Subnational	No	Medium	National	Medium
Bahrain	National	Yes	High	National	High
Bangladesh	National	No	High	National	Medium
Belarus	National	Yes	High	National	High
Belgium	Subnational	-	-	National	-
Belize	National	No	Medium	National	High
Bolivia (Plurinational State of)	National	Yes	Medium	National	Medium
Bosnia and Herzegovina	Subnational	-	-	National	High
Brazil	National	Yes	Medium	National	High
Brunei Darussalam	National	No	High	National	High
Bulgaria	National	No	Medium	National	High
Burkina Faso	National	-	Medium	National	Medium
Cambodia	National	No	High	National	High
Cameroon	National	No	Medium	National	Medium
Canada	Subnational	No	-	National	-
Central African Republic	National	No	Medium	National	Medium
Chad	National	No	Low	National	Medium
Chile	National	Yes	Medium	National	Medium
China	National	Yes	Medium	National	High
Colombia	National	No	Medium	National	Medium
Comoros	None	-	-	National	High
Congo	National	Yes	Medium	National	High
Cook Islands	National	No	Low	National	Low
Costa Rica	National	Yes	Medium	National	High
Côte d'Ivoire	National	No	Medium	National	High
Croatia	National	Yes	High	National	High
Cuba	National	No	High	National	High
Cyprus	National	Yes	Low	National	High
Czechia	National	Yes	High	National	High
Denmark	National	Yes	High	National	High
Dominica	None	-	-	National	Low
Dominican Republic	None	-	-	National	Medium
Ecuador	National	No	Medium	National	Medium
El Salvador	None	-	-	National	Medium
Estonia	National	Yes	Medium	National	High
Eswatini	None	-	-	National	Medium
Ethiopia	National	No	Medium	National	Medium
Finland	National	Yes	-	National	-
France	National	Yes	High	National	High
Gabon	National	No	Medium	National	High
Georgia	National	No	High	National	High
Germany	National	Yes	-	National	-
Ghana	None	-	-	National	Medium

LAWS PROHIBITING VIOLENCE AGAINST CHILDREN							
Against contact sexual violence excluding rape		Against non-contact sexual violence		Against weapons on school premises		Providing for victim compensation	Providing for victim legal representation
Existence	Perceived enforcement level ^a	Existence	Perceived enforcement level ^a	Existence	Perceived enforcement level ^a	Existence	Existence
National	Medium	National	Low	None	-	None	National
National	High	National	High	National	High	National	National
National	Medium	National	Medium	None	-	None	None
National	High	National	High	National	High	National	National
Subnational	-	Subnational	-	Subnational	-	Subnational	Subnational
National	Medium	National	Medium	National	High	National	National
National	High	National	High	National	High	National	National
Subnational	-	None	-	None	-	National	None
National	High	National	High	National	High	None	National
National	High	National	High	None	-	National	National
National	High	National	High	National	High	National	National
National	-	National	-	National	-	National	National
National	High	National	High	None	-	None	None
None	-	National	Medium	National	Medium	None	National
National	High	National	High	Subnational	-	None	Subnational
National	High	National	Medium	National	Medium	National	National
National	High	National	High	National	High	None	None
National	High	National	High	National	High	National	National
National	Medium	National	Medium	National	High	National	National
National	High	National	High	None	-	National	National
National	Medium	National	Medium	None	-	None	None
National	-	National	-	National	-	Subnational	Subnational
National	Medium	National	Medium	None	-	None	None
National	Low	National	Low	None	-	-	National
National	Medium	National	Medium	National	Medium	-	National
National	High	National	Medium	National	High	National	National
National	Low	National	Low	None	-	National	None
National	High	National	Medium	None	-	None	None
National	Medium	National	Medium	None	-	None	National
National	Low	National	Low	National	Low	None	National
National	Medium	National	Medium	National	High	None	National
National	Medium	National	Medium	National	Medium	None	National
National	High	National	High	National	High	National	National
National	High	National	High	None	-	None	National
National	High	National	High	National	Medium	None	National
National	High	National	High	None	-	National	National
National	High	National	High	National	High	National	National
National	Low	National	Low	National	Low	None	None
National	-	National	High	None	-	None	National
National	Low	National	Low	National	Medium	None	National
National	Medium	National	Medium	National	Medium	National	National
National	Medium	National	Medium	National	High	National	National
National	Medium	National	Medium	None	-	None	National
National	Medium	National	Medium	National	Medium	None	National
National	-	National	-	National	-	National	National
National	High	National	High	National	High	National	National
National	Medium	National	Medium	National	Medium	None	National
National	High	National	High	National	High	National	National
National	-	National	-	None	-	National	National
National	Medium	National	Medium	National	Medium	National	National

Country/area	Bans on corporal punishment			Against statutory rape	
	Existence	Covers all settings	Perceived enforcement level ^a	Existence	Perceived enforcement level ^a
	Greece	National	Yes	Low	National
Grenada	None	-	-	National	Medium
Guatemala	None	-	-	National	Medium
Guinea-Bissau	National	No	Low	National	Medium
Guyana	None	-	-	National	Medium
Honduras	National	Yes	Low	National	Medium
Indonesia	National	No	High	National	High
Iran (Islamic Republic of)	National	Yes	High	National	High
Iraq	National	No	Medium	National	Medium
Israel	National	Yes	High	National	High
Jamaica	None	-	-	National	Medium
Jordan	National	Yes	High	National	High
Kazakhstan	National	No	High	National	High
Kenya	National	No	Medium	National	High
Kiribati	National	No	High	National	High
Kuwait	National	Yes	High	National	High
Kyrgyzstan	None	-	-	National	High
Latvia	National	Yes	High	National	High
Lebanon	National	Yes	Medium	National	High
Lesotho	National	No	Low	National	Medium
Libya	National	No	Medium	National	High
Lithuania	National	Yes	High	National	High
Luxembourg	National	Yes	High	National	High
Madagascar	National	No	Medium	National	Medium
Malawi	National	No	Medium	National	High
Malaysia	None	-	-	National	High
Maldives	None	-	-	National	Medium
Mali	None	-	-	National	Medium
Malta	National	Yes	Low	National	High
Mauritania	National	No	Low	National	Low
Mauritius	National	No	Medium	National	High
Mexico	National	Yes	Low	National	Low
Micronesia (Federated States of)	National	No	Medium	Subnational	-
Mongolia	National	Yes	Medium	National	Medium
Montenegro	National	Yes	Medium	National	Medium
Morocco	National	Yes	High	National	High
Mozambique	National	Yes	High	National	High
Namibia	National	No	Medium	National	Medium
Nepal	National	Yes	Medium	National	High
New Zealand	National	Yes	-	National	-
Niger	Subnational	-	-	National	High
Nigeria	National	No	Low	National	Medium
North Macedonia	National	Yes	High	National	High
Norway	National	Yes	High	National	High
Oman	National	Yes	High	National	High
Pakistan	Subnational	-	-	National	Medium
Panama	None	-	-	National	High
Papua New Guinea	National	-	Low	National	Medium
Paraguay	National	Yes	Medium	National	Medium
Peru	National	Yes	Medium	National	Low

LAWS PROHIBITING VIOLENCE AGAINST CHILDREN							
Against contact sexual violence excluding rape		Against non-contact sexual violence		Against weapons on school premises		Providing for victim compensation	Providing for victim legal representation
Existence	Perceived enforcement level ^a	Existence	Perceived enforcement level ^a	Existence	Perceived enforcement level ^a	Existence	Existence
National	Medium	National	Medium	None	-	National	National
National	Medium	National	Low	National	High	None	None
National	Medium	National	High	None	-	National	National
National	Medium	National	Low	-	-	-	National
National	Medium	National	Medium	None	-	-	None
National	Medium	National	High	National	Medium	None	National
National	High	National	High	National	High	National	National
National	High	National	Medium	National	High	National	National
National	Medium	National	Medium	National	Medium	National	National
National	High	National	High	National	High	Subnational	National
National	-	National	Medium	National	Medium	None	National
National	High	National	High	National	High	None	Subnational
National	High	National	High	National	High	National	National
National	High	National	Medium	Subnational	-	National	National
National	High	National	High	None	-	None	None
National	High	National	High	Subnational	-	None	National
National	Medium	National	Medium	National	High	National	National
National	High	National	High	National	High	National	National
National	Medium	National	Medium	Subnational	-	National	Subnational
National	Medium	National	Medium	Subnational	-	National	National
National	High	National	High	National	Medium	None	Subnational
National	High	National	High	National	High	National	National
National	High	National	High	None	-	National	National
National	Medium	National	Medium	National	Medium	None	None
National	High	National	Medium	None	-	None	National
National	High	National	High	National	High	None	None
National	Medium	National	Medium	National	High	None	None
National	Medium	National	High	None	-	None	National
National	High	National	High	National	Medium	National	National
National	Low	National	Low	None	-	None	None
National	Medium	National	Medium	National	High	None	None
National	Low	National	Low	National	Low	National	National
Subnational	-	Subnational	-	Subnational	-	Subnational	None
National	Low	National	Low	National	Medium	National	National
National	Medium	National	Low	National	Medium	National	National
National	High	National	High	National	High	None	National
National	High	National	Medium	National	Medium	National	National
National	Medium	National	Medium	National	Medium	None	None
National	High	National	Medium	None	-	National	National
National	-	National	-	None	-	National	National
National	High	National	High	None	-	None	National
National	Low	National	Low	None	-	National	National
National	High	National	High	National	High	National	National
National	High	National	High	National	High	National	National
National	High	National	High	National	High	National	National
National	Medium	National	Medium	None	-	None	National
National	High	National	Medium	National	High	None	National
National	High	National	Low	National	Low	National	National
National	Medium	National	Medium	None	-	None	National
National	Low	National	Low	None	-	None	National

Country/area	Bans on corporal punishment			Against statutory rape	
	Existence	Covers all settings	Perceived enforcement level ^a	Existence	Perceived enforcement level ^a
	Philippines	None	-	-	National
Poland	National	Yes	Medium	National	High
Portugal	National	Yes	High	National	High
Qatar	National	Yes	High	National	High
Republic of Korea	National	No	High	National	High
Republic of Moldova	National	Yes	High	National	High
Romania	National	Yes	Low	National	High
Russian Federation	None	-	-	National	High
Saint Lucia	None	-	-	National	Medium
Samoa	National	No	High	National	High
San Marino	National	Yes	Medium	National	Medium
Sao Tome and Principe	None	-	-	National	High
Saudi Arabia	National	No	High	National	High
Senegal	National	No	High	National	-
Serbia	National	No	High	National	High
Seychelles	National	Yes	Low	National	High
Singapore	None	-	-	National	-
Slovakia	National	Yes	High	National	High
Slovenia	National	Yes	Medium	National	High
Solomon Islands	National	No	Medium	National	High
Somalia	None	-	-	None	-
South Africa	National	No	Medium	National	Medium
South Sudan	National	Yes	Low	National	Medium
Spain	National	Yes	High	National	High
Sri Lanka	National	No	High	National	High
Sudan	National	No	High	National	High
Suriname	National	No	-	National	High
Sweden	National	Yes	Low	National	Low
Switzerland	National	Yes	-	National	-
Syrian Arab Republic	National	Yes	High	National	High
Tajikistan	National	No	Medium	National	High
Thailand	National	No	High	National	High
Timor-Leste	National	Yes	Medium	National	High
Togo	National	Yes	Medium	National	Medium
Trinidad and Tobago	National	No	Medium	National	High
Tunisia	National	Yes	Medium	National	Medium
Turkey	National	No	Low	National	-
Tuvalu	National	No	Medium	National	High
Uganda	National	No	-	None*	-
Ukraine	National	Yes	Medium	National	High
United Kingdom of Great Britain and Northern Ireland	National	No	-	National	High
United Republic of Tanzania	None	-	-	National	High
United States of America	Subnational	No	Low	National**	Medium

LAWS PROHIBITING VIOLENCE AGAINST CHILDREN							
Against contact sexual violence excluding rape		Against non-contact sexual violence		Against weapons on school premises		Providing for victim compensation	Providing for victim legal representation
Existence	Perceived enforcement level ^a	Existence	Perceived enforcement level ^a	Existence	Perceived enforcement level ^a	Existence	Existence
National	Medium	National	Low	National	High	National	National
National	High	National	High	National	Medium	National	National
National	High	National	High	National	High	National	National
National	High	National	High	National	High	-	-
National	High	National	High	None	-	National	National
National	High	National	High	National	Medium	National	National
National	High	National	High	National	High	National	National
National	High	National	High	National	High	None	National
National	Medium	National	Medium	None	-	-	None
National	High	National	High	None	-	None	National
National	Medium	National	Medium	National	High	National	National
National	High	National	High	National	High	None	None
National	Medium	National	Medium	National	High	None	National
National	High	National	High	National	High	None	National
National	High	National	Medium	National	High	None	National
National	Medium	National	Medium	National	High	Subnational	National
National	-	National	-	National	-	None	None
National	High	National	High	Subnational	High	National	National
National	High	National	Medium	National	High	National	National
National	High	National	High	None	-	National	National
None	-	None	-	None	-	None	None
National	Medium	National	Medium	National	Medium	None	National
National	Low	National	Medium	National	Low	None	National
National	High	National	High	National	High	National	National
National	High	National	High	National	High	National	National
National	High	National	High	National	Medium	National	National
National	High	National	Medium	None	-	National	None
National	Low	National	Low	National	High	National	National
National	-	National	-	National	High	National	National
National	High	National	High	National	High	None	National
National	High	National	High	National	High	None	National
National	Medium	National	Medium	National	High	National	National
National	High	National	High	National	High	National	National
National	Medium	National	Medium	-	-	None	None
National	High	National	Medium	-	-	National	National
National	Medium	National	Medium	National	High	National	National
National	High	National	High	National	-	National	National
National	-	National	-	None	-	None	National
None*	-	None*	-	National	High	None	None
National	High	National	Medium	National	High	None	National
National	-	National	-	National	-	National	None
National	Medium	National	Medium	None	-	None	National
National [^]	Low	National [^]	Low	National	High	National	None

Country/area	Bans on corporal punishment			Against statutory rape	
	Existence	Covers all settings	Perceived enforcement level ^a	Existence	Perceived enforcement level ^a
	Uruguay	National	Yes	High	National
Uzbekistan	None	-	-	National	High
Vanuatu	National	No	Medium	National	Medium
Viet Nam	National	No	High	National	High
West Bank and Gaza Strip	National	No	Medium	National	High
Zambia	National	No	Medium	National	Medium
Zimbabwe	National	No	Medium	National	High

^a To assess the extent of a law's enforcement, government respondents were asked to provide their best estimate of the likelihood that a person who breaks the law will be sanctioned (i.e. arrested, convicted, penalised, or given a formal warning by a law enforcement agency). This was done using a rating scale ranging from 1 where it was considered highly unlikely that someone breaking the law would be sanctioned, to 10 where respondents considered it highly likely that someone would be sanctioned for breaking the law. The median of the respondents' scores was calculated and assessed according to three levels of enforcement: low enforcement for ratings up to 3.3; medium enforcement for ratings from 3.4 to 6.7, and high enforcement for ratings from 6.8 to 10

* Law applies to females only

** Most states do not use the term "statutory rape" but have statutes addressing sexual activity involving minors

[^] Federal and state laws; federal law applies to specific interstate conduct that occurs in enumerated locations subject to federal jurisdictions

LAWS PROHIBITING VIOLENCE AGAINST CHILDREN							
Against contact sexual violence excluding rape		Against non-contact sexual violence		Against weapons on school premises		Providing for victim compensation	Providing for victim legal representation
Existence	Perceived enforcement level ^a	Existence	Perceived enforcement level ^a	Existence	Perceived enforcement level ^a	Existence	Existence
National	High	National	High	None	-	National	National
National	High	National	High	None	-	None	None
National	Medium	National	Low	-	-	National	National
National	High	National	High	National	High	None	National
National	Medium	National	Medium	National	High	None	National
National	High	National	Medium	National	High	None	National
National	High	National	High	National	High	None	National

TABLE A2.5.2. LEGISLATION TO REGULATE CIVILIAN ACCESS TO FIREARMS AND YOUTH ACCESS TO ALCOHOL

Country/area	Existence	Perceived enforcement level ^a	Do the laws include:		
			Minimum age	Criminal history requirements	Health requirements
Afghanistan	National	Low	Yes	Yes	Yes
Albania	National	High	Yes	Yes	Yes
Antigua and Barbuda	National	Medium	Yes	Yes	No
Armenia	National	High	Yes	Yes	Yes
Australia	Subnational	-	Yes	Yes	Yes
Austria	National	Medium	Yes	Yes	Yes
Azerbaijan	National	High	Yes	Yes	Yes
Bahamas	National	High	Yes	Yes	Yes
Bahrain	National	High	Yes	Yes	Yes
Bangladesh	National	High	Yes	-	-
Belarus	National	High	Yes	Yes	Yes
Belgium	National	High	Yes	Yes	Yes
Belize	National	High	Yes	Yes	Yes
Bolivia (Plurinational State of)	National	High	Yes	Yes	Yes
Bosnia and Herzegovina	Subnational	-	-	-	-
Brazil	National	Medium	Yes	Yes	Yes
Brunei Darussalam	National	High	No	No	No
Bulgaria	National	-	Yes	Yes	Yes
Burkina Faso	National	High	Yes	Yes	Yes
Cambodia	National*	High	No	No	No
Cameroon	National	High	Yes	Yes	Yes
Canada	National	-	Yes	Yes	Yes
Central African Republic	National	Low	No	No	No
Chad	National	Medium	Yes	Yes	No
Chile	National	Medium	Yes	Yes	Yes
China	National*	High	No	No	No
Colombia	National	Low	Yes	Yes	Yes
Comoros	National	-	No	No	No
Congo	National	Medium	Yes	Yes	No
Cook Islands	National	Low	Yes	No	No
Costa Rica	National	Medium	Yes	Yes	Yes
Côte d'Ivoire	National	High	Yes	Yes	Yes
Croatia	National	High	Yes	Yes	Yes
Cuba	National	High	Yes	Yes	Yes
Cyprus	National	High	Yes	Yes	Yes
Czechia	National	High	Yes	Yes	Yes
Denmark	National	High	Yes	Yes	Yes
Dominica	National	Low	Yes	Yes	Yes
Dominican Republic	National	High	Yes	Yes	Yes
Ecuador	National	Medium	Yes	Yes	Yes
El Salvador	National	Medium	Yes	Yes	Yes
Estonia	National	High	Yes	Yes	Yes
Eswatini	National	Medium	Yes	Yes	Yes
Ethiopia	National	Medium	Yes	Yes	Yes
Finland	National	-	Yes	Yes	Yes
France	National	High	Yes	Yes	Yes
Gabon	National	Medium	Yes	No	No
Georgia	National	High	Yes	Yes	Yes
Germany	National	-	Yes	Yes	Yes

LAWS TO REGULATE CIVILIAN ACCESS TO FIREARMS					MINIMUM AGE FOR ALCOHOL SALES
Time limited licensing period	Waiting period for firearm possession	Safe storage	Restrictions on certain types of firearms	Registration system to monitor firearm transactions and ownership	On-premise alcohol sales of beer and wine ^b
Yes	Yes	-	Yes	None	Total ban
Yes	Yes	Yes	Yes	National	18
No	No	No	Yes	None	16
Yes	Yes	Yes	Yes	National	18
Yes	Yes	Yes	Yes	National	18
Yes	Yes	Yes	Yes	National	Subnational
Yes	Yes	Yes	Yes	National	18
No	Yes	No	Yes	National	18
Yes	Yes	Yes	Yes	National	-
Yes	No	-	-	National	None
Yes	Yes	Yes	Yes	National	18
No	No	Yes	Yes	National	16
Yes	Yes	Yes	Yes	National	18
Yes	Yes	Yes	No	None	-
-	-	-	-	Subnational	18
Yes	Yes	No	Yes	National	18
Yes	Yes	Yes	No	-	-
Yes	Yes	Yes	Yes	National	18
No	Yes	-	Yes	National	13**
No	No	No	No	None	None
Yes	No	No	Yes	National	21
Yes	Yes	Yes	Yes	Subnational	Subnational
No	No	No	No	None	None
Yes	Yes	Yes	Yes	National	16
Yes	Yes	-	Yes	National	18
No	No	No	No	None	None
Yes	Yes	Yes	Yes	National	18
No	No	No	No	None	-
No	No	No	Yes	Subnational	16
Yes	No	No	Yes	National	18
Yes	Yes	Yes	Yes	National	18
Yes	-	-	Yes	National	14
Yes	Yes	Yes	Yes	National	18
Yes	Yes	Yes	Yes	National	18
No	Yes	Yes	Yes	National	17
Yes	-	Yes	Yes	National	18
Yes	-	Yes	Yes	National	18
Yes	Yes	Yes	Yes	None	16
Yes	Yes	Yes	Yes	National	18
Yes	Yes	-	-	National	18
Yes	Yes	Yes	Yes	National	18
Yes	No	Yes	Yes	National	18
Yes	No	Yes	Yes	National	18
Yes	Yes	No	No	National	18
Yes	Yes	Yes	Yes	National	18
Yes	No	Yes	Yes	National	18
Yes	No	Yes	Yes	National	18
Yes	Yes	Yes	Yes	National	18
Yes	Yes	Yes	Yes	National	16

Country/area	Existence	Perceived enforcement level ^a	Do the laws include:		
			Minimum age	Criminal history requirements	Health requirements
Ghana	National	Medium	Yes	Yes	Yes
Greece	National	Medium	Yes	Yes	Yes
Grenada	National	High	Yes	No	Yes
Guatemala	National	High	Yes	Yes	Yes
Guinea-Bissau	National	Low	No	-	-
Guyana	National	High	-	Yes	No
Honduras	National	Medium	Yes	Yes	No
Indonesia	National	High	Yes	Yes	Yes
Iran (Islamic Republic of)	National	High	No	No	No
Iraq	National	Medium	Yes	Yes	Yes
Israel	National	Low	Yes	Yes	Yes
Jamaica	National	High	Yes	Yes	Yes
Jordan	National	High	Yes	Yes	Yes
Kazakhstan	National	High	Yes	Yes	Yes
Kenya	National	Medium	Yes	Yes	Yes
Kiribati	National	High	Yes	No	Yes
Kuwait	National	High	Yes	Yes	Yes
Kyrgyzstan	National	High	Yes	Yes	Yes
Latvia	National	High	Yes	Yes	Yes
Lebanon	National	Medium	Yes	Yes	Yes
Lesotho	National	High	Yes	Yes	Yes
Libya	National	Medium	No	No	-
Lithuania	National	High	Yes	Yes	Yes
Luxembourg	National	High	Yes	Yes	Yes
Madagascar	National	Medium	Yes	No	No
Malawi	National	High	No	No	Yes
Malaysia	National	High	Yes	Yes	Yes
Maldives	National	High	No	No	No
Mali	National	Medium	Yes	Yes	Yes
Malta	National	High	Yes	Yes	Yes
Mauritania	National	Low	-	-	-
Mauritius	National	Medium	Yes	Yes	Yes
Mexico	National	Low	Yes	Yes	Yes
Micronesia (Federated States of)	National	High	Yes	Yes	Yes
Mongolia	National	Medium	Yes	Yes	Yes
Montenegro	National	Medium	Yes	Yes	Yes
Morocco	National	High	Yes	Yes	Yes
Mozambique	National	High	Yes	Yes	Yes
Namibia	National	Medium	Yes	Yes	Yes
Nepal	National	Low	Yes	Yes	Yes
New Zealand	National	-	Yes	Yes	Yes
Niger	National	High	Yes	Yes	Yes
Nigeria	National	High	Yes	Yes	Yes
North Macedonia	National	High	Yes	Yes	Yes
Norway	National	High	Yes	No	No
Oman	National	High	Yes	Yes	Yes
Pakistan	Subnational	-	-	-	-
Panama	National	High	Yes	Yes	Yes
Papua New Guinea	National	Medium	Yes	Yes	Yes

LAWS TO REGULATE CIVILIAN ACCESS TO FIREARMS					MINIMUM AGE FOR ALCOHOL SALES
Time limited licensing period	Waiting period for firearm possession	Safe storage	Restrictions on certain types of firearms	Registration system to monitor firearm transactions and ownership	On-premise alcohol sales of beer and wine ^b
Yes	No	No	-	National	18
Yes	-	Yes	Yes	-	18
Yes	Yes	Yes	Yes	National	16
Yes	No	Yes	Yes	National	18
No	-	-	Yes	-	None
No	No	Yes	Yes	National	16
Yes	No	No	Yes	National	18
Yes	Yes	Yes	Yes	National	21
No	No	No	No	None	Total ban
Yes	Yes	Yes	Yes	National	21
Yes	No	Yes	Yes	National	18
Yes	Yes	Yes	Yes	National	18
Yes	Yes	No	Yes	National	18
Yes	Yes	Yes	Yes	National	21
Yes	No	Yes	Yes	National	18
Yes	No	No	No	None	21
Yes	Yes	-	Yes	National	-
Yes	Yes	Yes	Yes	National	-
Yes	Yes	Yes	Yes	National	18
Yes	Yes	Yes	No	National	18
Yes	Yes	No	Yes	National	21
No	-	Yes	Yes	None	Total ban
Yes	Yes	Yes	Yes	National	18
Yes	No	Yes	Yes	National	16
Yes	-	Yes	Yes	National	18
Yes	No	Yes	No	National	18
Yes	Yes	Yes	Yes	National	21
No	No	No	No	National	Total ban
-	-	Yes	Yes	National	15
Yes	No	Yes	Yes	National	17
-	-	-	-	National	Total ban
Yes	Yes	Yes	Yes	National	18
Yes	Yes	Yes	Yes	National	18
Yes	Yes	Yes	Yes	National	-
Yes	Yes	Yes	Yes	National	21
Yes	Yes	Yes	Yes	National	18
Yes	Yes	Yes	Yes	National	16
Yes	Yes	Yes	Yes	National	18
No	Yes	Yes	Yes	None	18
Yes	Yes	Yes	Yes	National	-
Yes	No	Yes	Yes	National	18
No	No	No	Yes	None	18
Yes	No	No	No	National	None
No	Yes	Yes	Yes	National	18
No	No	Yes	Yes	National	18
Yes	Yes	Yes	Yes	National	21
-	-	-	-	Subnational	Total ban
Yes	Yes	No	Yes	National	18
Yes	No	Yes	Yes	National	-

Country/area	Existence	Perceived enforcement level ^a	Do the laws include:		
			Minimum age	Criminal history requirements	Health requirements
Paraguay	National	Medium	Yes	Yes	Yes
Peru	National	Low	Yes	Yes	Yes
Philippines	National	Medium	Yes	Yes	Yes
Poland	National	High	Yes	Yes	Yes
Portugal	National	High	Yes	Yes	Yes
Qatar	National	High	Yes	Yes	Yes
Republic of Korea	National	High	Yes	Yes	Yes
Republic of Moldova	National	High	Yes	Yes	Yes
Romania	National	High	Yes	Yes	Yes
Russian Federation	National	High	Yes	Yes	Yes
Saint Lucia	National	High	Yes	Yes	Yes
Samoa	National	High	Yes	Yes	Yes
San Marino	National	High	Yes	Yes	Yes
Sao Tome and Principe	National	High	Yes	Yes	Yes
Saudi Arabia	National	High	Yes	Yes	Yes
Senegal	National	High	Yes	Yes	Yes
Serbia	National	High	Yes	Yes	Yes
Seychelles	National	-	No	No	No
Singapore	National	-	Yes	Yes	Yes
Slovakia	National	High	Yes	Yes	Yes
Slovenia	National	High	Yes	Yes	Yes
Solomon Islands	National	High	Yes	Yes	Yes
Somalia	None	-	-	-	-
South Africa	National	Medium	Yes	Yes	Yes
South Sudan	National	Medium	Yes	Yes	Yes
Spain	National	High	Yes	Yes	Yes
Sri Lanka	National	High	No	No	No
Sudan	National	Medium	Yes	Yes	Yes
Suriname	National	Medium	Yes	Yes	Yes
Sweden	National	Medium	Yes	Yes	Yes
Switzerland	National	High	Yes	Yes	Yes
Syrian Arab Republic	National	High	Yes	Yes	Yes
Tajikistan	National	High	Yes	Yes	Yes
Thailand	National	Medium	Yes	Yes	Yes
Timor-Leste	None	-	-	-	-
Togo	National	Medium	-	-	-
Trinidad and Tobago	National	High	Yes	Yes	Yes
Tunisia	National	High	Yes	Yes	Yes
Turkey	National	High	-	-	-
Tuvalu	National	High	Yes	Yes	No
Uganda	National	High	Yes	Yes	Yes
Ukraine	National	Medium	Yes	Yes	Yes
United Kingdom of Great Britain and Northern Ireland	National	High	Yes	Yes	Yes
United Republic of Tanzania	National	High	Yes	Yes	Yes
United States of America	National ^A	Medium	Yes	Yes	Yes
Uruguay	National	Medium	Yes	Yes	Yes
Uzbekistan	National	High	Yes	-	Yes
Vanuatu	National	Medium	Yes	Yes	Yes

LAWS TO REGULATE CIVILIAN ACCESS TO FIREARMS					MINIMUM AGE FOR ALCOHOL SALES
Time limited licensing period	Waiting period for firearm possession	Safe storage	Restrictions on certain types of firearms	Registration system to monitor firearm transactions and ownership	On-premise alcohol sales of beer and wine ^b
Yes	No	No	Yes	National	20
Yes	No	Yes	Yes	National	18
Yes	Yes	Yes	Yes	National	18
No	No	Yes	Yes	National	18
Yes	Yes	Yes	Yes	National	18
Yes	Yes	Yes	Yes	National	-
Yes	No	Yes	Yes	National	19
Yes	Yes	Yes	Yes	National	18
Yes	Yes	Yes	Yes	National	18
Yes	Yes	Yes	Yes	National	18
Yes	Yes	Yes	Yes	National	16
Yes	No	No	Yes	National	21
Yes	No	Yes	Yes	National	16
Yes	Yes	Yes	Yes	National	18
Yes	Yes	Yes	Yes	National	Total ban
Yes	No	Yes	-	National	18
Yes	Yes	Yes	Yes	National	18
No	No	No	No	None	18
Yes	Yes	Yes	Yes	National	18
Yes	Yes	Yes	Yes	National	18
Yes	Yes	Yes	Yes	National	18
Yes	-	Yes	-	National	-
-	-	-	-	None	Total ban
Yes	Yes	Yes	Yes	National	18
Yes	No	Yes	Yes	National	18
Yes	Yes	Yes	Yes	National	18
No	No	No	No	National	21
Yes	Yes	Yes	Yes	National	Total ban
Yes	Yes	Yes	Yes	National	16
Yes	Yes	Yes	Yes	National	18
No	No	Yes	No	Subnational	16
Yes	No	Yes	Yes	National	18
-	No	Yes	Yes	National	18
Yes	Yes	Yes	Yes	National	20
-	-	-	-	None	None
-	-	-	-	National	18
Yes	-	Yes	Yes	National	18
Yes	Yes	Yes	Yes	National	-
-	-	-	-	National	18
Yes	No	Yes	Yes	National	-
Yes	No	Yes	Yes	National	18
Yes	No	Yes	Yes	National	18
Yes	Yes	Yes	Yes	National	18
Yes	-	Yes	Yes	National	18
Yes ^{^^}	Yes ^{^^}	Yes	Yes	None	21
Yes	Yes	Yes	Yes	National	18
Yes	-	-	Yes	National	20
Yes	Yes	Yes	Yes	National	None

Country/area	Existence	Perceived enforcement level ^a	Do the laws include:		
			Minimum age	Criminal history requirements	Health requirements
Viet Nam	National*	High	No	No	No
West Bank and Gaza Strip	National	High	Yes	Yes	Yes
Zambia	National	High	Yes	Yes	Yes
Zimbabwe	National	High	Yes	Yes	Yes

a To assess the extent of a law's enforcement, government respondents were asked to provide their best estimate of the likelihood that a person who breaks the law will be sanctioned (i.e. arrested, convicted, penalised, or given a formal warning by a law enforcement agency). This was done using a rating scale ranging from 1 where it was considered highly unlikely that someone breaking the law would be sanctioned, to 10 where respondents considered it highly likely that someone would be sanctioned for breaking the law. The median of the respondents' scores was calculated and assessed according to three levels of enforcement: low enforcement for ratings up to 3.3; medium enforcement for ratings from 3.4 to 6.7, and high enforcement for ratings from 6.8 to 10

b Data from the WHO *Global status report on alcohol and health 2018*

* No civilian may lawfully acquire, possess or transfer a firearm or ammunition

** Burkina Faso has a minimum age for purchasing alcohol of 13 years for males and 16 years for females

^ Federal, state and local laws. The nature and extent of laws regulating firearm access and use vary by state

^^ Subnational only

LAWS TO REGULATE CIVILIAN ACCESS TO FIREARMS					MINIMUM AGE FOR ALCOHOL SALES
Time limited licensing period	Waiting period for firearm possession	Safe storage	Restrictions on certain types of firearms	Registration system to monitor firearm transactions and ownership	On-premise alcohol sales of beer and wine ^b
No	No	No	No	National	18
Yes	Yes	Yes	Yes	National	-
Yes	Yes	Yes	Yes	National	18
Yes	Yes	Yes	Yes	National	18

TABLE A2.6. EXISTENCE AND PERCEIVED REACH OF INSPIRE NORMS AND VALUES APPROACHES

Country/area	Strengthening non-violent norms					Perceived reach ^a
	Implementation support					
	Level	Funds	Tools	Training		
Afghanistan	National	No	Yes	Yes	Low	
Albania	National	Yes	Yes	Yes	High	
Antigua and Barbuda	None	-	-	-	-	
Armenia	National	No	Yes	Yes	Medium	
Australia	Subnational	-	-	-	-	
Austria	National	Yes	Yes	Yes	Medium	
Azerbaijan	National	No	No	Yes	Medium	
Bahamas	None	-	-	-	-	
Bahrain	National	Yes	Yes	Yes	High	
Bangladesh	National	Yes	No	Yes	Medium	
Belarus	National	No	Yes	Yes	High	
Belgium	Subnational	-	-	-	-	
Belize	Subnational	-	-	-	-	
Bolivia (Plurinational State of)	Subnational	-	-	-	-	
Bosnia and Herzegovina	National	Yes	Yes	Yes	High	
Brazil	None	-	-	-	-	
Brunei Darussalam	None	-	-	-	-	
Bulgaria	National	Yes	No	Yes	Medium	
Burkina Faso	National	Yes	Yes	Yes	Medium	
Cambodia	National	Yes	Yes	Yes	Medium	
Cameroon	National	No	Yes	Yes	High	
Canada	National	Yes	Yes	Yes	-	
Central African Republic	None	-	-	-	-	
Chad	National	Yes	Yes	Yes	Low	
Chile	National	Yes	Yes	No	Low	
China	National	No	No	No	High	
Colombia	National	Yes	Yes	Yes	Low	
Comoros	National	Yes	Yes	Yes	Low	
Congo	National	No	No	Yes	Medium	
Cook Islands	None	-	-	-	-	
Costa Rica	National	No	Yes	No	High	
Côte d'Ivoire	-	-	-	-	-	
Croatia	National	Yes	Yes	Yes	High	
Cuba	National	Yes	Yes	Yes	High	
Cyprus	National	Yes	Yes	Yes	Medium	
Czechia	National	Yes	Yes	No	High	
Denmark	-	-	-	-	-	
Dominica	None	-	-	-	-	
Dominican Republic	Subnational	-	-	-	-	
Ecuador	National	Yes	Yes	Yes	Medium	
El Salvador	National	Yes	Yes	Yes	Medium	
Estonia	National	Yes	Yes	Yes	Medium	
Eswatini	National	No	Yes	Yes	Low	
Ethiopia	National	Yes	Yes	Yes	Low	
Finland	National	No	No	No	-	
France	National	Yes	Yes	Yes	High	
Gabon	National	Yes	Yes	Yes	Medium	
Georgia	National	Yes	No	Yes	Medium	
Germany	National	No	Yes	No	Low	
Ghana	National	Yes	Yes	Yes	Medium	
Greece	National	No	Yes	Yes	Medium	
Grenada	National	Yes	Yes	Yes	Medium	

INSPIRE Norms and values approaches									
Community mobilization					Bystander interventions				
Implementation support				Perceived reach ^a	Implementation support				Perceived reach ^a
Level	Funds	Tools	Training		Level	Funds	Tools	Training	
None	-	-	-	-	None	-	-	-	-
National	Yes	Yes	Yes	High	None	-	-	-	-
None	-	-	-	-	None	-	-	-	-
Subnational	-	-	-	-	None	-	-	-	-
National	Yes	No	No	-	National	No	No	No	-
Subnational	-	-	-	-	None	-	-	-	-
None	-	-	-	-	None	-	-	-	-
National	Yes	Yes	Yes	Medium	None	-	-	-	-
National	Yes	Yes	Yes	High	National	Yes	Yes	Yes	High
National	Yes	No	Yes	Medium	National	Yes	Yes	Yes	Low
National	No	Yes	Yes	High	National	No	Yes	Yes	High
Subnational	-	-	-	-	National	Yes	Yes	Yes	-
Subnational	-	-	-	-	None	-	-	-	-
Subnational	-	-	-	-	Subnational	-	-	-	-
National	Yes	Yes	Yes	Medium	None	-	-	-	-
None	-	-	-	-	National	Yes	Yes	Yes	Medium
None	-	-	-	-	None	-	-	-	-
Subnational	-	-	-	-	None	-	-	-	-
National	Yes	Yes	Yes	Medium	-	-	-	-	-
National	Yes	Yes	Yes	Medium	National	Yes	Yes	Yes	Medium
None	-	-	-	-	None	-	-	-	-
National	Yes	Yes	Yes	-	National	Yes	Yes	Yes	-
National	No	Yes	Yes	Medium	None	-	-	-	-
National	Yes	Yes	Yes	Low	National	No	Yes	Yes	Medium
National	Yes	Yes	No	Medium	National	Yes	Yes	Yes	Medium
National	Yes	Yes	Yes	High	National	Yes	Yes	Yes	Medium
Subnational	-	-	-	-	Subnational	-	-	-	-
National	Yes	Yes	Yes	High	None	-	-	-	-
National	No	No	Yes	Medium	None	-	-	-	-
None	-	-	-	-	None	-	-	-	-
National	Yes	Yes	Yes	Medium	None	-	-	-	-
-	-	-	-	-	None	-	-	-	-
National	Yes	Yes	Yes	High	National	Yes	Yes	Yes	High
National	Yes	Yes	Yes	High	Subnational	-	-	-	-
National	Yes	Yes	No	Medium	National	Yes	Yes	Yes	Medium
National	Yes	Yes	Yes	High	-	-	-	-	-
-	-	-	-	-	-	-	-	-	-
None	-	-	-	-	None	-	-	-	-
Subnational	-	-	-	-	None	-	-	-	-
Subnational	-	-	-	-	National	Yes	Yes	No	Medium
National	Yes	Yes	Yes	Medium	National	Yes	Yes	Yes	Medium
National	Yes	Yes	Yes	Medium	National	Yes	Yes	Yes	Medium
National	No	Yes	Yes	Medium	-	-	-	-	-
National	Yes	Yes	Yes	Medium	-	-	-	-	-
None	-	-	-	-	None	-	-	-	-
National	Yes	Yes	Yes	High	National	Yes	No	Yes	High
None	-	-	-	-	None	-	-	-	-
National	Yes	No	Yes	Medium	None	-	-	-	-
National	No	Yes	No	-	-	-	-	-	-
National	Yes	Yes	Yes	Medium	None	-	-	-	-
None	-	-	-	-	None	-	-	-	-
National	Yes	Yes	Yes	High	National	Yes	Yes	Yes	Medium

Country/area	Strengthening non-violent norms					Perceived reach ^a
	Implementation support					
	Level	Funds	Tools	Training		
Guatemala	National	No	Yes	Yes	Low	
Guinea-Bissau	National	No	Yes	Yes	Medium	
Guyana	None	-	-	-	-	
Honduras	National	Yes	Yes	Yes	Medium	
Indonesia	Subnational	-	-	-	-	
Iran (Islamic Republic of)	National	Yes	Yes	Yes	High	
Iraq	National	Yes	Yes	Yes	Medium	
Israel	National	No	Yes	Yes	High	
Jamaica	National	Yes	Yes	Yes	Medium	
Jordan	National	No	No	Yes	High	
Kazakhstan	National	Yes	Yes	Yes	High	
Kenya	National	Yes	Yes	Yes	Medium	
Kiribati	National	No	Yes	Yes	High	
Kuwait	None	-	-	-	-	
Kyrgyzstan	National	No	Yes	Yes	Low	
Latvia	National	Yes	Yes	Yes	Medium	
Lebanon	National	Yes	Yes	Yes	Low	
Lesotho	Subnational	-	-	-	-	
Libya	National	No	No	No	Medium	
Lithuania	National	Yes	Yes	Yes	High	
Luxembourg	National	No	Yes	No	High	
Madagascar	National	No	Yes	Yes	Medium	
Malawi	None	-	-	-	-	
Malaysia	National	Yes	Yes	Yes	Medium	
Maldives	None	-	-	-	-	
Mali	National	Yes	Yes	Yes	Medium	
Malta	National	Yes	Yes	Yes	Medium	
Mauritania	National	Yes	Yes	Yes	Low	
Mauritius	National	Yes	Yes	Yes	Medium	
Mexico	National	Yes	Yes	Yes	Low	
Micronesia (Federated States of)	National	Yes	Yes	Yes	Medium	
Mongolia	National	No	Yes	Yes	Medium	
Montenegro	National	Yes	Yes	Yes	Medium	
Morocco	National	Yes	Yes	Yes	High	
Mozambique	Subnational	-	-	-	-	
Namibia	National	Yes	Yes	Yes	Low	
Nepal	National	Yes	Yes	Yes	Medium	
New Zealand	National	Yes	Yes	No	-	
Niger	None	-	-	-	-	
Nigeria	National	Yes	Yes	Yes	Medium	
North Macedonia	National	No	Yes	Yes	High	
Norway	National	Yes	Yes	Yes	Medium	
Oman	National	No	Yes	Yes	Medium	
Pakistan	Subnational	-	-	-	-	
Panama	National	No	Yes	Yes	Medium	
Papua New Guinea	National	Yes	Yes	Yes	Low	
Paraguay	National	Yes	Yes	Yes	Medium	
Peru	None	-	-	-	-	
Philippines	National	Yes	Yes	Yes	Low	
Poland	National	No	Yes	Yes	Medium	
Portugal	National	Yes	Yes	Yes	High	
Qatar	-	-	-	-	-	

INSPIRE Norms and values approaches									
Community mobilization					Bystander interventions				
Implementation support				Perceived reach ^a	Implementation support				Perceived reach ^a
Level	Funds	Tools	Training		Level	Funds	Tools	Training	
Subnational	-	-	-	-	None	-	-	-	-
National	No	Yes	Yes	Medium	Subnational	-	-	-	-
-	-	-	-	-	None	-	-	-	-
National	Yes	Yes	Yes	Medium	National	Yes	Yes	No	Low
National	Yes	Yes	Yes	High	National	Yes	Yes	No	High
Subnational	-	-	-	-	National	Yes	Yes	Yes	Medium
National	Yes	Yes	Yes	Medium	National	Yes	Yes	Yes	Medium
National	Yes	Yes	Yes	High	National	No	Yes	Yes	Medium
National	Yes	Yes	Yes	Medium	National	Yes	Yes	Yes	Medium
National	Yes	Yes	Yes	High	National	No	No	Yes	High
None	-	-	-	-	National	No	No	Yes	High
National	Yes	Yes	Yes	Medium	Subnational	-	-	-	-
National	No	Yes	Yes	High	Subnational	-	-	-	-
None	-	-	-	-	None	-	-	-	-
None	-	-	-	-	None	-	-	-	-
None	-	-	-	-	National	Yes	Yes	Yes	Medium
Subnational	-	-	-	-	National	No	Yes	No	Low
National	Yes	Yes	Yes	Medium	National	No	No	Yes	Medium
Subnational	-	-	-	-	-	-	-	-	-
National	Yes	No	Yes	High	National	Yes	Yes	Yes	High
National	No	Yes	No	High	National	No	Yes	No	High
National	No	No	Yes	Medium	None	-	-	-	-
None	-	-	-	-	None	-	-	-	-
National	Yes	Yes	Yes	Medium	None	-	-	-	-
National	Yes	Yes	Yes	Low	None	-	-	-	-
National	Yes	Yes	Yes	Medium	None	-	-	-	-
National	Yes	Yes	Yes	High	None	-	-	-	-
National	Yes	Yes	Yes	Medium	-	-	-	-	-
National	Yes	Yes	Yes	Medium	National	No	Yes	Yes	Medium
National	Yes	Yes	Yes	Low	None	-	-	-	-
National	Yes	Yes	No	Medium	Subnational	-	-	-	-
National	No	No	Yes	Medium	None	-	-	-	-
National	Yes	Yes	Yes	Low	National	Yes	Yes	Yes	Medium
National	Yes	Yes	Yes	High	National	Yes	Yes	Yes	High
National	Yes	Yes	Yes	Medium	National	Yes	Yes	Yes	Medium
National	Yes	Yes	Yes	Medium	-	-	-	-	-
National	Yes	Yes	Yes	Medium	National	Yes	Yes	Yes	High
National	Yes	Yes	Yes	-	National	Yes	Yes	Yes	-
None	-	-	-	-	None	-	-	-	-
National	Yes	Yes	Yes	Medium	National	Yes	Yes	Yes	Medium
None	-	-	-	-	None	-	-	-	-
National	Yes	Yes	Yes	High	None	-	-	-	-
National	Yes	No	Yes	Medium	National	Yes	No	Yes	Medium
Subnational	-	-	-	-	None	-	-	-	-
National	Yes	Yes	Yes	Medium	National	No	No	Yes	Medium
National	Yes	Yes	Yes	Low	National	No	No	No	Low
National	Yes	Yes	Yes	Low	National	Yes	No	Yes	Low
None	-	-	-	-	None	-	-	-	-
None	-	-	-	-	Subnational	-	-	-	-
National	Yes	Yes	Yes	-	National	Yes	Yes	Yes	Medium
Subnational	-	-	-	-	National	Yes	Yes	No	High
-	-	-	-	-	-	-	-	-	-

Country/area	Strengthening non-violent norms					Perceived reach ^a
	Implementation support					
	Level	Funds	Tools	Training		
Republic of Korea	National	Yes	No	Yes	Medium	
Republic of Moldova	National	No	Yes	No	Medium	
Romania	National	Yes	Yes	Yes	Low	
Russian Federation	National	Yes	No	No	High	
Saint Lucia	National	No	Yes	Yes	Medium	
Samoa	Subnational	-	-	-	-	
San Marino	National	Yes	Yes	Yes	High	
Sao Tome and Principe	None	-	-	-	-	
Saudi Arabia	National	Yes	Yes	Yes	High	
Senegal	National	Yes	Yes	Yes	Medium	
Serbia	National	Yes	Yes	Yes	Medium	
Seychelles	National	Yes	No	No	Medium	
Singapore	None	-	-	-	-	
Slovakia	Subnational	-	-	-	-	
Slovenia	National	Yes	Yes	Yes	Medium	
Solomon Islands	National	Yes	Yes	Yes	Low	
Somalia	None	-	-	-	-	
South Africa	National	Yes	No	No	Medium	
South Sudan	None	-	-	-	-	
Spain	National	Yes	Yes	Yes	Medium	
Sri Lanka	National	Yes	Yes	Yes	Medium	
Sudan	National	Yes	Yes	Yes	Medium	
Suriname	National	Yes	No	Yes	Medium	
Sweden	National	Yes	Yes	Yes	Medium	
Switzerland	National	Yes	No	No	Medium	
Syrian Arab Republic	National	Yes	Yes	Yes	Medium	
Tajikistan	Subnational	-	-	-	-	
Thailand	National	Yes	Yes	Yes	High	
Timor-Leste	National	Yes	Yes	Yes	Medium	
Togo	National	Yes	No	Yes	Low	
Trinidad and Tobago	National	Yes	Yes	Yes	Medium	
Tunisia	National	Yes	Yes	Yes	High	
Turkey	National	No	No	No	-	
Tuvalu	Subnational	-	-	-	-	
Uganda	None	-	-	-	-	
Ukraine	National	No	Yes	Yes	Medium	
United Kingdom of Great Britain and Northern Ireland	National	Yes	Yes	No	High	
United Republic of Tanzania	National	No	Yes	Yes	High	
United States of America	National	Yes	Yes	Yes	Medium	
Uruguay	National	Yes	Yes	Yes	High	
Uzbekistan	None	-	-	-	-	
Vanuatu	National	No	Yes	Yes	Medium	
Viet Nam	National	Yes	Yes	Yes	Medium	
West Bank and Gaza Strip	National	No	No	Yes	High	
Zambia	National	No	No	Yes	Medium	
Zimbabwe	Subnational	-	-	-	-	

^a To assess how far the approaches are reaching all their intended beneficiaries, government respondents were asked to provide their best estimate of the extent to which approaches receiving national-level support were reaching all, or nearly all, who need them. This was done using a rating scale ranging from 1 where an approach was considered to reach very few who need it, to 10 for an approach considered to be reaching almost all who need it. The median of the respondents' scores was calculated and assessed according to three levels of reach: low reach (to very few in need) for ratings up to 3.3; medium reach (to some in need) for ratings from 3.4 to 6.7, and high reach (to all or nearly all) for ratings from 6.8 to 10

INSPIRE Norms and values approaches									
Community mobilization					Bystander interventions				
Implementation support				Perceived reach ^a	Implementation support				Perceived reach ^a
Level	Funds	Tools	Training		Level	Funds	Tools	Training	
National	Yes	No	Yes	Medium	National	Yes	Yes	Yes	High
-	-	-	-	-	None	-	-	-	-
None	-	-	-	-	None	-	-	-	-
National	No	No	Yes	Low	Subnational	-	-	-	-
None	-	-	-	-	None	-	-	-	-
National	Yes	Yes	Yes	High	Subnational	-	-	-	-
National	Yes	Yes	Yes	-	National	Yes	Yes	Yes	High
None	-	-	-	-	None	-	-	-	-
Subnational	-	-	-	-	Subnational	-	-	-	-
Subnational	-	-	-	-	None	-	-	-	-
National	No	Yes	Yes	Medium	National	Yes	Yes	Yes	High
National	Yes	No	No	Medium	-	-	-	-	-
None	-	-	-	-	National	Yes	Yes	Yes	-
-	-	-	-	-	National	Yes	No	Yes	High
National	Yes	No	No	Medium	None	-	-	-	-
National	Yes	Yes	Yes	Low	None	-	-	-	-
Subnational	-	-	-	-	None	-	-	-	-
National	Yes	Yes	Yes	Medium	None	-	-	-	-
None	-	-	-	-	-	-	-	-	-
National	Yes	Yes	Yes	Medium	National	Yes	Yes	Yes	High
National	Yes	Yes	Yes	Medium	None	-	-	-	-
National	Yes	Yes	Yes	High	-	-	-	-	-
National	Yes	No	Yes	Medium	National	Yes	Yes	Yes	Medium
National	Yes	Yes	Yes	-	National	Yes	Yes	Yes	-
National	Yes	Yes	Yes	High	None	-	-	-	-
National	Yes	Yes	Yes	High	National	Yes	Yes	Yes	High
Subnational	-	-	-	-	None	-	-	-	-
National	Yes	Yes	No	Medium	National	No	Yes	No	High
National	Yes	Yes	Yes	High	National	Yes	Yes	Yes	High
Subnational	-	-	-	-	-	-	-	-	-
National	Yes	No	Yes	High	National	Yes	No	Yes	Medium
National	Yes	Yes	Yes	Medium	National	Yes	Yes	Yes	Medium
National	No	No	No	-	-	-	-	-	-
Subnational	-	-	-	-	-	-	-	-	-
National	Yes	Yes	Yes	Medium	None	-	-	-	-
National	Yes	Yes	Yes	Medium	None	-	-	-	-
National	No	No	Yes	-	National	Yes	No	Yes	High
National	No	Yes	Yes	High	National	No	No	Yes	Medium
Subnational	-	-	-	-	National	Yes	Yes	Yes	Medium
Subnational	-	-	-	-	National	Yes	Yes	Yes	High
None	-	-	-	-	None	-	-	-	-
National	Yes	Yes	Yes	Medium	National	No	No	No	Medium
National	Yes	Yes	Yes	High	National	Yes	Yes	Yes	High
National	No	No	Yes	Medium	National	No	Yes	No	High
National	No	No	Yes	High	National	No	Yes	Yes	Medium
Subnational	-	-	-	-	Subnational	-	-	-	-

TABLE A2.7. EXISTENCE AND PERCEIVED REACH OF INSPIRE SAFE ENVIRONMENT APPROACHES

Country/area	Addressing violence “hotspots”				
	Implementation support				Perceived reach ^a
	Level	Funds	Tools	Training	
Afghanistan	Subnational	-	-	-	-
Albania	National	Yes	Yes	Yes	High
Antigua and Barbuda	None	-	-	-	-
Armenia	National	Yes	No	Yes	High
Australia	National	Yes	Yes	Yes	-
Austria	National	Yes	No	No	Medium
Azerbaijan	None	-	-	-	-
Bahamas	Subnational	-	-	-	-
Bahrain	None	-	-	-	-
Bangladesh	None	-	-	-	-
Belarus	National	No	Yes	Yes	High
Belgium	None	-	-	-	-
Belize	Subnational	-	-	-	-
Bolivia (Plurinational State of)	None	-	-	-	-
Bosnia and Herzegovina	Subnational	-	-	-	-
Brazil	None	-	-	-	-
Brunei Darussalam	None	-	-	-	-
Bulgaria	National	Yes	Yes	Yes	High
Burkina Faso	Subnational	-	-	-	-
Cambodia	-	-	-	-	-
Cameroon	None	-	-	-	-
Canada	Subnational	-	-	-	-
Central African Republic	Subnational	-	-	-	-
Chad	None	-	-	-	-
Chile	National	Yes	No	Yes	High
China	-	-	-	-	-
Colombia	National	Yes	Yes	Yes	Low
Comoros	None	-	-	-	-
Congo	None	-	-	-	-
Cook Islands	None	-	-	-	-
Costa Rica	National	Yes	Yes	Yes	High
Côte d'Ivoire	None	-	-	-	-
Croatia	National	No	Yes	Yes	High
Cuba	Subnational	-	-	-	-
Cyprus	-	-	-	-	-
Czechia	National	Yes	Yes	Yes	High
Denmark	-	-	-	-	-
Dominica	None	-	-	-	-
Dominican Republic	None	-	-	-	-
Ecuador	National	Yes	Yes	Yes	Medium
El Salvador	Subnational	-	-	-	-
Estonia	Subnational	-	-	-	-
Eswatini	None	-	-	-	-
Ethiopia	None	-	-	-	-
Finland	National	No	Yes	No	-
France	Subnational	-	-	-	-
Gabon	None	-	-	-	-
Georgia	National	No	Yes	Yes	High
Germany	Subnational	-	-	-	-
Ghana	-	-	-	-	-
Greece	None	-	-	-	-
Grenada	None	-	-	-	-

INSPIRE Safe environment approaches									
Interrupting the spread of violence					Improving the built environment				
Implementation support				Perceived reach ^a	Implementation support				Perceived reach ^a
Level	Funds	Tools	Training		Level	Funds	Tools	Training	
None	-	-	-	-	None	-	-	-	-
National	Yes	Yes	Yes	High	Subnational	-	-	-	-
None	-	-	-	-	None	-	-	-	-
National	Yes	Yes	Yes	High	Subnational	-	-	-	-
National	Yes	Yes	Yes	-	Subnational	-	-	-	-
None	-	-	-	-	National	Yes	No	No	Low
National	No	No	Yes	Low	None	-	-	-	-
National	Yes	Yes	Yes	Medium	National	Yes	Yes	Yes	Medium
National	Yes	Yes	Yes	High	National	Yes	Yes	Yes	High
None	-	-	-	-	None	-	-	-	-
National	No	Yes	Yes	High	National	Yes	Yes	Yes	Medium
Subnational	-	-	-	-	Subnational	-	-	-	-
Subnational	-	-	-	-	Subnational	-	-	-	-
None	-	-	-	-	None	-	-	-	-
Subnational	-	-	-	-	None	-	-	-	-
Subnational	-	-	-	-	None	-	-	-	-
None	-	-	-	-	None	-	-	-	-
National	Yes	Yes	Yes	High	Subnational	-	-	-	-
None	-	-	-	-	National	No	No	Yes	Medium
-	-	-	-	-	-	-	-	-	-
None	-	-	-	-	None	-	-	-	-
National	Yes	Yes	Yes	-	National	Yes	No	Yes	-
None	-	-	-	-	Subnational	-	-	-	-
National	Yes	Yes	Yes	Low	National	Yes	Yes	Yes	Low
Subnational	-	-	-	-	National	Yes	Yes	Yes	Medium
None	-	-	-	-	-	-	-	-	-
None	-	-	-	-	National	Yes	Yes	Yes	Low
None	-	-	-	-	Subnational	-	-	-	-
None	-	-	-	-	None	-	-	-	-
None	-	-	-	-	None	-	-	-	-
-	-	-	-	-	-	-	-	-	-
None	-	-	-	-	None	-	-	-	-
National	Yes	Yes	Yes	High	Subnational	-	-	-	-
Subnational	-	-	-	-	Subnational	-	-	-	-
National	Yes	Yes	Yes	Medium	None	-	-	-	-
National	Yes	Yes	Yes	High	National	Yes	Yes	Yes	High
-	-	-	-	-	-	-	-	-	-
None	-	-	-	-	None	-	-	-	-
None	-	-	-	-	Subnational	-	-	-	-
National	Yes	Yes	Yes	Medium	National	Yes	Yes	Yes	Medium
National	Yes	Yes	Yes	Medium	Subnational	-	-	-	-
National	Yes	Yes	Yes	Medium	Subnational	-	-	-	-
None	-	-	-	-	Subnational	-	-	-	-
None	-	-	-	-	None	-	-	-	-
National	No	No	No	-	National	Yes	Yes	Yes	-
National	Yes	Yes	Yes	High	National	Yes	Yes	Yes	High
None	-	-	-	-	None	-	-	-	-
National	No	Yes	Yes	Medium	National	No	Yes	Yes	Medium
Subnational	-	-	-	-	Subnational	-	-	-	-
None	-	-	-	-	-	-	-	-	-
None	-	-	-	-	None	-	-	-	-
None	-	-	-	-	Subnational	-	-	-	-

Country/area	Addressing violence “hotspots”					Perceived reach ^a
	Implementation support					
	Level	Funds	Tools	Training		
Guatemala	National	Yes	Yes	Yes	Medium	
Guinea-Bissau	None	-	-	-	-	
Guyana	None	-	-	-	-	
Honduras	National	Yes	Yes	Yes	Medium	
Indonesia	None	-	-	-	-	
Iran (Islamic Republic of)	None	-	-	-	-	
Iraq	None	-	-	-	-	
Israel	Subnational	-	-	-	-	
Jamaica	National	Yes	Yes	Yes	Medium	
Jordan	National	Yes	Yes	Yes	High	
Kazakhstan	National	Yes	Yes	Yes	High	
Kenya	Subnational	-	-	-	-	
Kiribati	None	-	-	-	-	
Kuwait	National	Yes	Yes	Yes	High	
Kyrgyzstan	National	Yes	Yes	Yes	Medium	
Latvia	National	Yes	No	Yes	High	
Lebanon	Subnational	-	-	-	-	
Lesotho	None	-	-	-	-	
Libya	None	-	-	-	-	
Lithuania	National	Yes	No	Yes	High	
Luxembourg	National	Yes	Yes	Yes	High	
Madagascar	None	-	-	-	-	
Malawi	None	-	-	-	-	
Malaysia	None	-	-	-	-	
Maldives	None	-	-	-	-	
Mali	National	Yes	Yes	Yes	Medium	
Malta	National	No	No	No	Medium	
Mauritania	None	-	-	-	-	
Mauritius	None	-	-	-	-	
Mexico	-	-	-	-	-	
Micronesia (Federated States of)	None	-	-	-	-	
Mongolia	Subnational	-	-	-	-	
Montenegro	National	Yes	Yes	Yes	Medium	
Morocco	None	-	-	-	-	
Mozambique	Subnational	-	-	-	-	
Namibia	None	-	-	-	-	
Nepal	None	-	-	-	-	
New Zealand	National	Yes	Yes	Yes	-	
Niger	None	-	-	-	-	
Nigeria	None	-	-	-	-	
North Macedonia	National	Yes	Yes	Yes	High	
Norway	National	Yes	Yes	Yes	Medium	
Oman	National	Yes	Yes	Yes	High	
Pakistan	Subnational	-	-	-	-	
Panama	National	Yes	Yes	Yes	Medium	
Papua New Guinea	None	-	-	-	-	
Paraguay	None	-	-	-	-	
Peru	National	No	No	Yes	Low	
Philippines	National	Yes	Yes	Yes	Medium	
Poland	National	No	Yes	Yes	High	
Portugal	Subnational	-	-	-	-	
Qatar	-	-	-	-	-	

INSPIRE Safe environment approaches									
Interrupting the spread of violence					Improving the built environment				
Implementation support				Perceived reach ^a	Implementation support				Perceived reach ^a
Level	Funds	Tools	Training		Level	Funds	Tools	Training	
National	Yes	Yes	Yes	Medium	National	Yes	Yes	Yes	Low
-	-	-	-	-	-	-	-	-	-
None	-	-	-	-	Subnational	-	-	-	-
Subnational	-	-	-	-	National	Yes	Yes	Yes	Medium
None	-	-	-	-	National	Yes	Yes	Yes	High
None	-	-	-	-	Subnational	-	-	-	-
Subnational	-	-	-	-	None	-	-	-	-
Subnational	-	-	-	-	National	Yes	Yes	Yes	High
National	Yes	Yes	Yes	Medium	National	Yes	Yes	Yes	Low
National	Yes	Yes	Yes	High	National	Yes	Yes	Yes	Medium
National	Yes	Yes	Yes	High	National	Yes	Yes	Yes	High
Subnational	-	-	-	-	Subnational	-	-	-	-
None	-	-	-	-	-	-	-	-	-
National	Yes	Yes	Yes	High	National	Yes	Yes	Yes	High
National	No	Yes	No	Medium	National	Yes	Yes	Yes	Medium
National	Yes	Yes	Yes	Medium	Subnational	-	-	-	-
Subnational	-	-	-	-	None	-	-	-	-
-	-	-	-	-	National	No	Yes	No	Low
Subnational	-	-	-	-	None	-	-	-	-
National	Yes	Yes	Yes	High	National	Yes	Yes	Yes	High
-	-	-	-	-	None	-	-	-	-
Subnational	-	-	-	-	Subnational	-	-	-	-
None	-	-	-	-	-	-	-	-	-
None	-	-	-	-	None	-	-	-	-
None	-	-	-	-	None	-	-	-	-
National	Yes	Yes	Yes	Medium	National	Yes	Yes	Yes	Medium
National	No	No	Yes	Medium	-	-	-	-	-
None	-	-	-	-	National	Yes	Yes	Yes	Medium
National	No	Yes	No	Medium	None	-	-	-	-
-	-	-	-	-	National	Yes	Yes	Yes	Low
None	-	-	-	-	None	-	-	-	-
None	-	-	-	-	National	Yes	Yes	No	Medium
National	Yes	Yes	Yes	Medium	National	Yes	Yes	Yes	High
None	-	-	-	-	National	Yes	Yes	Yes	High
Subnational	-	-	-	-	Subnational	-	-	-	-
None	-	-	-	-	Subnational	-	-	-	-
None	-	-	-	-	None	-	-	-	-
National	Yes	Yes	Yes	-	None	-	-	-	-
None	-	-	-	-	None	-	-	-	-
None	-	-	-	-	National	Yes	Yes	Yes	Low
National	Yes	Yes	Yes	Medium	None	-	-	-	-
National	Yes	Yes	No	Medium	None	-	-	-	-
National	Yes	Yes	No	High	National	Yes	Yes	No	High
Subnational	-	-	-	-	Subnational	-	-	-	-
National	Yes	Yes	Yes	Medium	National	Yes	Yes	Yes	Medium
None	-	-	-	-	None	-	-	-	-
National	Yes	Yes	Yes	Medium	National	Yes	No	No	Low
None	-	-	-	-	None	-	-	-	-
None	-	-	-	-	National	Yes	No	No	High
National	No	Yes	Yes	High	None	-	-	-	-
National	Yes	Yes	Yes	High	National	Yes	Yes	Yes	High
-	-	-	-	-	Subnational	-	-	-	-

Country/area	Addressing violence "hotspots"					Perceived reach ^a
	Implementation support					
	Level	Funds	Tools	Training		
Republic of Korea	National	No	Yes	No	Medium	
Republic of Moldova	National	Yes	Yes	Yes	Medium	
Romania	None	-	-	-	-	
Russian Federation	National	Yes	Yes	Yes	High	
Saint Lucia	None	-	-	-	-	
Samoa	None	-	-	-	-	
San Marino	National	Yes	Yes	Yes	High	
Sao Tome and Principe	-	-	-	-	-	
Saudi Arabia	National	Yes	Yes	Yes	High	
Senegal	None	-	-	-	-	
Serbia	National	No	Yes	Yes	High	
Seychelles	-	-	-	-	-	
Singapore	National	Yes	No	No	-	
Slovakia	National	Yes	Yes	Yes	High	
Slovenia	National	No	Yes	Yes	High	
Solomon Islands	National	Yes	Yes	Yes	Medium	
Somalia	None	-	-	-	-	
South Africa	Subnational	-	-	-	-	
South Sudan	Subnational	-	-	-	-	
Spain	National	Yes	Yes	Yes	High	
Sri Lanka	National	Yes	Yes	Yes	High	
Sudan	None	-	-	-	-	
Suriname	None	-	-	-	-	
Sweden	National	Yes	Yes	Yes	-	
Switzerland	National	No	No	Yes	Medium	
Syrian Arab Republic	National	Yes	Yes	Yes	High	
Tajikistan	None	-	-	-	-	
Thailand	Subnational	-	-	-	-	
Timor-Leste	None	-	-	-	-	
Togo	-	-	-	-	-	
Trinidad and Tobago	National	Yes	Yes	Yes	Medium	
Tunisia	None	-	-	-	-	
Turkey	National	No	No	Yes	High	
Tuvalu	Subnational	-	-	-	-	
Uganda	None	-	-	-	-	
Ukraine	National	No	Yes	Yes	Medium	
United Kingdom of Great Britain and Northern Ireland	National	Yes	Yes	Yes	High	
United Republic of Tanzania	-	-	-	-	-	
United States of America	National	Yes	Yes	Yes	High	
Uruguay	None	-	-	-	-	
Uzbekistan	None	-	-	-	-	
Vanuatu	None	-	-	-	-	
Viet Nam	National	Yes	Yes	Yes	High	
West Bank and Gaza Strip	None	-	-	-	-	
Zambia	None	-	-	-	-	
Zimbabwe	None	-	-	-	-	

^a To assess how far the approaches are reaching all their intended beneficiaries, government respondents were asked to provide their best estimate of the extent to which approaches receiving national-level support were reaching all, or nearly all, who need them. This was done using a rating scale ranging from 1 where an approach was considered to reach very few who need it, to 10 for an approach considered to be reaching almost all who need it. The median of the respondents' scores was calculated and assessed according to three levels of reach: low reach (to very few in need) for ratings up to 3.3; medium reach (to some in need) for ratings from 3.4 to 6.7, and high reach (to all or nearly all) for ratings from 6.8 to 10

INSPIRE Safe environment approaches									
Interrupting the spread of violence					Improving the built environment				
Implementation support				Perceived reach ^a	Implementation support				Perceived reach ^a
Level	Funds	Tools	Training		Level	Funds	Tools	Training	
Subnational	-	-	-	-	National	No	Yes	No	High
National	Yes	Yes	Yes	High	National	Yes	Yes	No	Medium
None	-	-	-	-	None	-	-	-	-
National	Yes	Yes	Yes	High	Subnational	-	-	-	-
None	-	-	-	-	None	-	-	-	-
None	-	-	-	-	None	-	-	-	-
National	Yes	Yes	Yes	High	National	Yes	Yes	Yes	High
-	-	-	-	-	None	-	-	-	-
None	-	-	-	-	None	-	-	-	-
None	-	-	-	-	None	-	-	-	-
National	Yes	Yes	Yes	High	National	No	Yes	Yes	High
None	-	-	-	-	None	-	-	-	-
National	Yes	No	No	-	National	No	No	No	-
National	Yes	Yes	Yes	High	National	Yes	Yes	Yes	High
National	No	Yes	Yes	High	None	-	-	-	-
National	Yes	Yes	Yes	Medium	None	-	-	-	-
None	-	-	-	-	None	-	-	-	-
Subnational	-	-	-	-	National	Yes	Yes	Yes	Medium
None	-	-	-	-	Subnational	-	-	-	-
National	Yes	Yes	Yes	High	National	Yes	Yes	Yes	-
National	Yes	Yes	Yes	High	National	Yes	Yes	Yes	High
None	-	-	-	-	National	Yes	Yes	No	High
None	-	-	-	-	None	-	-	-	-
National	Yes	Yes	Yes	-	National	Yes	No	No	-
None	-	-	-	-	Subnational	-	-	-	-
National	Yes	Yes	Yes	High	National	Yes	Yes	Yes	High
National	Yes	Yes	Yes	Medium	National	Yes	No	No	High
None	-	-	-	-	National	Yes	Yes	Yes	Medium
None	-	-	-	-	Subnational	-	-	-	-
-	-	-	-	-	None	-	-	-	-
National	Yes	No	Yes	Medium	National	No	Yes	No	Medium
None	-	-	-	-	None	-	-	-	-
National	No	No	Yes	High	-	-	-	-	-
None	-	-	-	-	None	-	-	-	-
None	-	-	-	-	None	-	-	-	-
National	No	Yes	Yes	Medium	National	Yes	Yes	Yes	Medium
National	Yes	Yes	Yes	High	-	-	-	-	-
None	-	-	-	-	National	No	Yes	Yes	High
Subnational	-	-	-	-	National	Yes	Yes	Yes	Medium
None	-	-	-	-	Subnational	-	-	-	-
None	-	-	-	-	None	-	-	-	-
None	-	-	-	-	None	-	-	-	-
National	Yes	Yes	Yes	High	National	Yes	Yes	No	Medium
National	No	Yes	Yes	Medium	None	-	-	-	-
National	No	No	No	Medium	National	No	No	Yes	Medium
None	-	-	-	-	-	-	-	-	-

TABLE A2.8. EXISTENCE AND PERCEIVED REACH OF INSPIRE PARENT AND CAREGIVER SUPPORT APPROACHES

Country/area	Home-visiting					Perceived reach ^a
	Implementation support					
	Level	Funds	Tools	Training		
Afghanistan	None	-	-	-	-	
Albania	National	Yes	Yes	Yes	High	
Antigua and Barbuda	None	-	-	-	-	
Armenia	Subnational	-	-	-	-	
Australia	Subnational	-	-	-	-	
Austria	National	Yes	Yes	Yes	Medium	
Azerbaijan	National	No	No	Yes	Low	
Bahamas	None	-	-	-	-	
Bahrain	National	Yes	Yes	Yes	High	
Bangladesh	None	-	-	-	-	
Belarus	National	No	Yes	Yes	Medium	
Belgium	Subnational	-	-	-	-	
Belize	None	-	-	-	-	
Bolivia (Plurinational State of)	None	-	-	-	-	
Bosnia and Herzegovina	None	-	-	-	-	
Brazil	National	Yes	Yes	Yes	Medium	
Brunei Darussalam	None	-	-	-	-	
Bulgaria	National	Yes	Yes	No	Medium	
Burkina Faso	National	Yes	Yes	Yes	Medium	
Cambodia	Subnational	-	-	-	-	
Cameroon	None	-	-	-	-	
Canada	National	Yes	Yes	Yes	-	
Central African Republic	National	No	Yes	Yes	Low	
Chad	National	Yes	Yes	Yes	Low	
Chile	National	Yes	Yes	Yes	Medium	
China	National	Yes	Yes	Yes	Medium	
Colombia	Subnational	-	-	-	-	
Comoros	None	-	-	-	-	
Congo	National	Yes	No	No	Medium	
Cook Islands	National	Yes	Yes	No	Low	
Costa Rica	National	No	Yes	Yes	High	
Côte d'Ivoire	-	-	-	-	-	
Croatia	National	Yes	Yes	Yes	High	
Cuba	National	Yes	Yes	Yes	High	
Cyprus	National	Yes	Yes	Yes	Medium	
Czechia	National	Yes	Yes	Yes	High	
Denmark	National	Yes	Yes	Yes	-	
Dominica	None	-	-	-	-	
Dominican Republic	None	-	-	-	-	
Ecuador	National	Yes	Yes	Yes	Medium	
El Salvador	None	-	-	-	-	
Estonia	Subnational	-	-	-	-	
Eswatini	National	No	Yes	Yes	Medium	
Ethiopia	None	-	-	-	-	
Finland	National	Yes	Yes	Yes	-	
France	National	Yes	Yes	Yes	High	
Gabon	None	-	-	-	-	
Georgia	National	No	Yes	Yes	High	
Germany	National	Yes	No	No	-	
Ghana	National	Yes	Yes	Yes	Medium	
Greece	None	-	-	-	-	
Grenada	National	Yes	Yes	Yes	High	

INSPIRE Parent and caregiver support approaches				
Centre-based parenting support				
Implementation support				Perceived reach ^a
Level	Funds	Tools	Training	
National	No	Yes	Yes	Low
National	No	Yes	Yes	High
None	-	-	-	-
Subnational	-	-	-	-
Subnational	-	-	-	-
National	Yes	Yes	Yes	High
None	-	-	-	-
National	Yes	No	Yes	Low
National	Yes	Yes	Yes	High
None	-	-	-	-
National	Yes	Yes	Yes	High
Subnational	-	-	-	-
None	-	-	-	-
None	-	-	-	-
Subnational	-	-	-	-
National	Yes	Yes	Yes	Medium
National	Yes	No	No	Medium
National	Yes	Yes	Yes	Medium
National	Yes	Yes	Yes	Medium
Subnational	-	-	-	-
None	-	-	-	-
National	Yes	Yes	Yes	-
National	No	Yes	Yes	Medium
National	Yes	Yes	Yes	Low
National	Yes	Yes	Yes	Medium
Subnational	-	-	-	-
None	-	-	-	-
None	-	-	-	-
National	Yes	No	No	Medium
None	-	-	-	-
National	Yes	Yes	Yes	High
None	-	-	-	-
National	Yes	Yes	Yes	High
National	Yes	Yes	Yes	High
National	No	Yes	Yes	High
National	Yes	Yes	Yes	High
National	Yes	Yes	Yes	High
None	-	-	-	-
None	-	-	-	-
National	Yes	Yes	Yes	Medium
National	Yes	Yes	Yes	Medium
Subnational	-	-	-	-
Subnational	-	-	-	-
National	Yes	Yes	Yes	Medium
National	Yes	Yes	Yes	-
National	Yes	Yes	Yes	High
None	-	-	-	-
None	-	-	-	-
National	Yes	No	No	-
National	Yes	Yes	Yes	Medium
None	-	-	-	-
National	Yes	Yes	Yes	High

Country/area	Home-visiting					Perceived reach ^a
	Implementation support					
	Level	Funds	Tools	Training		
Guatemala	National	No	No	Yes	Medium	
Guinea-Bissau	None	-	-	-	-	
Guyana	None	-	-	-	-	
Honduras	National	Yes	Yes	Yes	High	
Indonesia	None	-	-	-	-	
Iran (Islamic Republic of)	None	-	-	-	-	
Iraq	None	-	-	-	-	
Israel	Subnational	-	-	-	-	
Jamaica	Subnational	-	-	-	-	
Jordan	National	Yes	Yes	Yes	High	
Kazakhstan	National	Yes	Yes	Yes	Low	
Kenya	None	-	-	-	-	
Kiribati	National	Yes	Yes	Yes	High	
Kuwait	Subnational	-	-	-	-	
Kyrgyzstan	National	Yes	Yes	Yes	Low	
Latvia	None	-	-	-	-	
Lebanon	Subnational	-	-	-	-	
Lesotho	National	Yes	No	Yes	Medium	
Libya	None	-	-	-	-	
Lithuania	National	Yes	No	Yes	High	
Luxembourg	National	Yes	No	Yes	High	
Madagascar	Subnational	-	-	-	-	
Malawi	National	Yes	Yes	Yes	Medium	
Malaysia	None	-	-	-	-	
Maldives	National	Yes	Yes	Yes	Medium	
Mali	National	Yes	Yes	Yes	Medium	
Malta	National	Yes	Yes	Yes	High	
Mauritania	None	-	-	-	-	
Mauritius	National	No	Yes	Yes	Medium	
Mexico	None	-	-	-	-	
Micronesia (Federated States of)	None	-	-	-	-	
Mongolia	Subnational	-	-	-	-	
Montenegro	National	Yes	Yes	Yes	Medium	
Morocco	National	Yes	Yes	Yes	Low	
Mozambique	National	Yes	Yes	Yes	High	
Namibia	National	Yes	Yes	Yes	Low	
Nepal	None	-	-	-	-	
New Zealand	National	Yes	Yes	Yes	-	
Niger	None	-	-	-	-	
Nigeria	National	Yes	Yes	Yes	Low	
North Macedonia	National	Yes	Yes	Yes	High	
Norway	National	Yes	Yes	Yes	High	
Oman	National	Yes	Yes	Yes	High	
Pakistan	None	-	-	-	-	
Panama	None	-	-	-	-	
Papua New Guinea	None	-	-	-	-	
Paraguay	National	Yes	No	Yes	Medium	
Peru	National	Yes	Yes	Yes	Low	
Philippines	None	-	-	-	-	
Poland	National	Yes	Yes	Yes	High	
Portugal	National	Yes	Yes	Yes	High	
Qatar	-	-	-	-	-	

INSPIRE Parent and caregiver support approaches				
Centre-based parenting support				
Implementation support				Perceived reach ^a
Level	Funds	Tools	Training	
National	No	Yes	Yes	Low
None	-	-	-	-
None	-	-	-	-
National	Yes	Yes	Yes	Low
National	Yes	Yes	Yes	High
National	Yes	Yes	Yes	High
None	-	-	-	-
National	Yes	Yes	Yes	High
National	Yes	Yes	Yes	Medium
National	Yes	Yes	Yes	High
National	Yes	Yes	Yes	Low
None	-	-	-	-
National	Yes	Yes	Yes	High
Subnational	-	-	-	-
National	No	Yes	Yes	Low
None	-	-	-	-
National	No	Yes	Yes	Low
National	Yes	No	Yes	Medium
National	Yes	Yes	Yes	Medium
National	Yes	Yes	Yes	High
National	Yes	No	No	High
Subnational	-	-	-	-
National	Yes	Yes	Yes	Medium
National	Yes	Yes	Yes	Medium
None	-	-	-	-
National	Yes	Yes	Yes	Medium
National	Yes	Yes	Yes	High
National	Yes	Yes	Yes	Low
National	No	No	No	Medium
National	Yes	Yes	Yes	Low
None	-	-	-	-
Subnational	-	-	-	-
National	Yes	Yes	Yes	Medium
National	Yes	Yes	Yes	High
National	Yes	Yes	Yes	High
National	Yes	Yes	Yes	Medium
None	-	-	-	-
National	Yes	Yes	Yes	-
None	-	-	-	-
National	Yes	Yes	Yes	-
National	Yes	Yes	Yes	High
National	Yes	Yes	Yes	High
National	Yes	Yes	Yes	High
Subnational	-	-	-	-
National	Yes	Yes	Yes	Medium
None	-	-	-	-
National	Yes	Yes	Yes	Medium
National	Yes	Yes	Yes	Low
National	Yes	Yes	Yes	Medium
National	Yes	Yes	Yes	High
National	Yes	Yes	Yes	High
Subnational	-	-	-	-
National	Yes	Yes	Yes	Medium
None	-	-	-	-
National	Yes	Yes	Yes	Medium
National	Yes	Yes	Yes	Low
National	Yes	Yes	Yes	Medium
National	Yes	Yes	Yes	High
National	Yes	Yes	Yes	High
Subnational	-	-	-	-

Country/area	Home-visiting					Perceived reach ^a
	Implementation support					
	Level	Funds	Tools	Training		
Republic of Korea	National	Yes	Yes	Yes	High	
Republic of Moldova	National	Yes	Yes	Yes	High	
Romania	National	Yes	Yes	Yes	High	
Russian Federation	National	Yes	Yes	Yes	High	
Saint Lucia	None	-	-	-	-	
Samoa	None	-	-	-	-	
San Marino	National	Yes	Yes	Yes	High	
Sao Tome and Principe	National	Yes	Yes	Yes	High	
Saudi Arabia	National	Yes	Yes	Yes	High	
Senegal	Subnational	-	-	-	-	
Serbia	National	Yes	Yes	Yes	High	
Seychelles	National	Yes	Yes	Yes	-	
Singapore	National	Yes	Yes	Yes	-	
Slovakia	National	Yes	No	No	High	
Slovenia	National	Yes	Yes	Yes	High	
Solomon Islands	None	-	-	-	-	
Somalia	None	-	-	-	-	
South Africa	National	Yes	Yes	Yes	Medium	
South Sudan	None	-	-	-	-	
Spain	Subnational	-	-	-	-	
Sri Lanka	National	Yes	Yes	Yes	High	
Sudan	Subnational	-	-	-	-	
Suriname	None	-	-	-	-	
Sweden	National	Yes	Yes	Yes	-	
Switzerland	Subnational	-	-	-	-	
Syrian Arab Republic	None	-	-	-	-	
Tajikistan	National	No	No	Yes	High	
Thailand	National	Yes	Yes	No	Medium	
Timor-Leste	Subnational	-	-	-	-	
Togo	None	-	-	-	-	
Trinidad and Tobago	National	Yes	Yes	Yes	Medium	
Tunisia	None	-	-	-	-	
Turkey	National	Yes	Yes	Yes	High	
Tuvalu	None	-	-	-	-	
Uganda	None	-	-	-	-	
Ukraine	National	No	Yes	Yes	High	
United Kingdom of Great Britain and Northern Ireland	National	Yes	Yes	Yes	-	
United Republic of Tanzania	National	No	Yes	Yes	High	
United States of America	National	Yes	Yes	Yes	High	
Uruguay	National	Yes	Yes	Yes	High	
Uzbekistan	National	No	Yes	No	Medium	
Vanuatu	None	-	-	-	-	
Viet Nam	National	No	No	No	Medium	
West Bank and Gaza Strip	None	-	-	-	-	
Zambia	None	-	-	-	-	
Zimbabwe	Subnational	-	-	-	-	

^a To assess how far the approaches are reaching all their intended beneficiaries, government respondents were asked to provide their best estimate of the extent to which approaches receiving national-level support were reaching all, or nearly all, who need them. This was done using a rating scale ranging from 1 where an approach was considered to reach very few who need it, to 10 for an approach considered to be reaching almost all who need it. The median of the respondents' scores was calculated and assessed according to three levels of reach: low reach (to very few in need) for ratings up to 3.3; medium reach (to some in need) for ratings from 3.4 to 6.7, and high reach (to all or nearly all) for ratings from 6.8 to 10

INSPIRE Parent and caregiver support approaches				
Centre-based parenting support				
Implementation support				Perceived reach ^a
Level	Funds	Tools	Training	
National	Yes	Yes	Yes	High
National	Yes	Yes	Yes	High
National	Yes	Yes	Yes	High
National	Yes	Yes	Yes	High
None	-	-	-	-
None	-	-	-	-
National	Yes	Yes	Yes	High
National	Yes	Yes	Yes	High
National	Yes	Yes	Yes	High
None	-	-	-	-
National	Yes	Yes	Yes	Low
National	No	Yes	Yes	Medium
National	Yes	Yes	Yes	-
National	Yes	No	No	High
National	Yes	Yes	Yes	High
Subnational	-	-	-	-
Subnational	-	-	-	-
National	Yes	Yes	Yes	Medium
None	-	-	-	-
National	Yes	Yes	Yes	Medium
National	Yes	Yes	Yes	Medium
National	Yes	Yes	Yes	Medium
None	-	-	-	-
Subnational	-	-	-	-
Subnational	-	-	-	-
None	-	-	-	-
National	No	Yes	No	High
National	Yes	Yes	Yes	Medium
Subnational	-	-	-	-
National	No	Yes	Yes	Medium
National	Yes	Yes	Yes	Medium
None	-	-	-	-
National	No	No	No	-
None	-	-	-	-
None	-	-	-	-
National	Yes	Yes	Yes	Medium
National	Yes	No	No	-
National	No	Yes	Yes	Medium
National	Yes	Yes	Yes	Medium
National	Yes	Yes	Yes	High
Subnational	-	-	-	-
None	-	-	-	-
National	No	No	No	Medium
National	No	Yes	Yes	High
None	-	-	-	-
Subnational	-	-	-	-

TABLE A2.9. EXISTENCE AND PERCEIVED REACH OF INSPIRE INCOME AND ECONOMIC STRENGTHENING APPROACHES

Country/area	Cash transfers					Perceived reach ^a
	Implementation support					
	Level	Funds	Tools	Training		
Afghanistan	None	-	-	-	-	
Albania	National	Yes	Yes	No	High	
Antigua and Barbuda	None	-	-	-	-	
Armenia	National	Yes	Yes	No	Medium	
Australia	National	Yes	No	No	-	
Austria	National	Yes	Yes	Yes	High	
Azerbaijan	None	-	-	-	-	
Bahamas	None	-	-	-	-	
Bahrain	National	Yes	Yes	Yes	High	
Bangladesh	None	-	-	-	-	
Belarus	National	Yes	Yes	Yes	High	
Belgium	None	-	-	-	-	
Belize	None	-	-	-	-	
Bolivia (Plurinational State of)	None	-	-	-	-	
Bosnia and Herzegovina	Subnational	-	-	-	-	
Brazil	National	Yes	Yes	Yes	Medium	
Brunei Darussalam	None	-	-	-	-	
Bulgaria	National	Yes	No	No	High	
Burkina Faso	National	Yes	Yes	No	Medium	
Cambodia	National	Yes	Yes	Yes	High	
Cameroon	National	Yes	Yes	Yes	High	
Canada	National	Yes	Yes	Yes	-	
Central African Republic	None	-	-	-	-	
Chad	National	Yes	No	No	Low	
Chile	-	-	-	-	-	
China	National	Yes	Yes	Yes	Medium	
Colombia	National	Yes	Yes	No	Low	
Comoros	None	-	-	-	-	
Congo	Subnational	-	-	-	-	
Cook Islands	National	Yes	No	No	Low	
Costa Rica	None	-	-	-	-	
Côte d'Ivoire	None	-	-	-	-	
Croatia	National	Yes	Yes	Yes	High	
Cuba	-	-	-	-	-	
Cyprus	None	-	-	-	-	
Czechia	National	Yes	Yes	Yes	High	
Denmark	-	-	-	-	-	
Dominica	None	-	-	-	-	
Dominican Republic	None	-	-	-	-	
Ecuador	National	Yes	Yes	Yes	Medium	
El Salvador	Subnational	-	-	-	-	
Estonia	National	Yes	Yes	Yes	High	
Eswatini	National	Yes	No	No	Low	
Ethiopia	National	No	Yes	Yes	Low	
Finland	National	Yes	Yes	Yes	-	
France	National	Yes	Yes	Yes	High	
Gabon	None	-	-	-	-	
Georgia	None	-	-	-	-	
Germany	National	Yes	No	No	High	
Ghana	National	Yes	Yes	Yes	Medium	
Greece	National	Yes	Yes	No	Medium	
Grenada	National	Yes	Yes	Yes	High	

INSPIRE Income and economic strengthening approaches									
Group savings and loans with gender equity training					Microfinance and gender equity training				
Implementation support				Perceived reach ^a	Implementation support				Perceived reach ^a
Level	Funds	Tools	Training		Level	Funds	Tools	Training	
None	-	-	-	-	None	-	-	-	-
None	-	-	-	-	National	Yes	Yes	Yes	-
-	-	-	-	-	None	-	-	-	-
None	-	-	-	-	None	-	-	-	-
None	-	-	-	-	National	Yes	No	No	-
None	-	-	-	-	National	Yes	Yes	Yes	High
None	-	-	-	-	None	-	-	-	-
None	-	-	-	-	None	-	-	-	-
Subnational	-	-	-	-	National	Yes	Yes	Yes	High
None	-	-	-	-	None	-	-	-	-
None	-	-	-	-	National	Yes	No	No	High
None	-	-	-	-	None	-	-	-	-
None	-	-	-	-	None	-	-	-	-
None	-	-	-	-	None	-	-	-	-
None	-	-	-	-	None	-	-	-	-
None	-	-	-	-	None	-	-	-	-
None	-	-	-	-	None	-	-	-	-
None	-	-	-	-	None	-	-	-	-
Subnational	-	-	-	-	National	Yes	Yes	Yes	Medium
Subnational	-	-	-	-	National	Yes	Yes	Yes	Medium
Subnational	-	-	-	-	Subnational	-	-	-	-
National	Yes	Yes	Yes	High	National	Yes	Yes	Yes	-
None	-	-	-	-	None	-	-	-	-
None	-	-	-	-	None	-	-	-	-
None	-	-	-	-	None	-	-	-	-
-	-	-	-	-	Subnational	-	-	-	-
National	Yes	Yes	Yes	High	National	Yes	No	No	Medium
National	Yes	Yes	Yes	Low	Subnational	-	-	-	-
None	-	-	-	-	None	-	-	-	-
National	Yes	No	Yes	Medium	Subnational	-	-	-	-
None	-	-	-	-	None	-	-	-	-
None	-	-	-	-	National	Yes	Yes	No	Medium
None	-	-	-	-	None	-	-	-	-
None	-	-	-	-	National	Yes	Yes	Yes	High
-	-	-	-	-	-	-	-	-	-
None	-	-	-	-	None	-	-	-	-
-	-	-	-	-	-	-	-	-	-
-	-	-	-	-	-	-	-	-	-
None	-	-	-	-	None	-	-	-	-
None	-	-	-	-	None	-	-	-	-
-	-	-	-	-	-	-	-	-	-
National	Yes	No	Yes	Medium	National	Yes	Yes	Yes	Medium
None	-	-	-	-	Subnational	-	-	-	-
-	-	-	-	-	-	-	-	-	-
National	Yes	Yes	Yes	Medium	National	Yes	Yes	Yes	Medium
None	-	-	-	-	None	-	-	-	-
-	-	-	-	-	National	No	No	No	High
None	-	-	-	-	None	-	-	-	-
None	-	-	-	-	None	-	-	-	-
-	-	-	-	-	-	-	-	-	-
National	Yes	Yes	Yes	Medium	Subnational	-	-	-	-
None	-	-	-	-	None	-	-	-	-
None	-	-	-	-	Subnational	-	-	-	-

Country/area	Cash transfers					Perceived reach ^a
	Implementation support					
	Level	Funds	Tools	Training		
Guatemala	National	Yes	No	Yes	Medium	
Guinea-Bissau	Subnational	-	-	-	-	
Guyana	None	-	-	-	-	
Honduras	-	-	-	-	-	
Indonesia	National	Yes	No	No	High	
Iran (Islamic Republic of)	None	-	-	-	-	
Iraq	None	-	-	-	-	
Israel	National	Yes	Yes	No	-	
Jamaica	National	Yes	Yes	Yes	Medium	
Jordan	National	Yes	Yes	Yes	High	
Kazakhstan	National	No	Yes	No	Low	
Kenya	Subnational	-	-	-	-	
Kiribati	None	-	-	-	-	
Kuwait	National	Yes	No	No	High	
Kyrgyzstan	National	No	Yes	No	High	
Latvia	National	Yes	Yes	Yes	High	
Lebanon	None	-	-	-	-	
Lesotho	National	Yes	Yes	Yes	High	
Libya	Subnational	-	-	-	-	
Lithuania	National	Yes	Yes	Yes	High	
Luxembourg	None	-	-	-	-	
Madagascar	Subnational	-	-	-	-	
Malawi	National	Yes	Yes	Yes	Medium	
Malaysia	National	Yes	Yes	Yes	Medium	
Maldives	Subnational	-	-	-	-	
Mali	National	Yes	Yes	Yes	Medium	
Malta	National	Yes	Yes	No	High	
Mauritania	National	Yes	Yes	Yes	Medium	
Mauritius	None	-	-	-	-	
Mexico	National	Yes	Yes	Yes	Low	
Micronesia (Federated States of)	None	-	-	-	-	
Mongolia	National	Yes	No	No	Medium	
Montenegro	National	Yes	Yes	Yes	High	
Morocco	National	Yes	Yes	Yes	High	
Mozambique	National	Yes	Yes	Yes	High	
Namibia	National	Yes	Yes	Yes	Medium	
Nepal	Subnational	-	-	-	-	
New Zealand	None	-	-	-	-	
Niger	None	-	-	-	-	
Nigeria	None	-	-	-	-	
North Macedonia	National	Yes	No	No	High	
Norway	National	Yes	Yes	Yes	High	
Oman	National	Yes	No	Yes	Medium	
Pakistan	National	Yes	Yes	Yes	Medium	
Panama	National	Yes	Yes	Yes	High	
Papua New Guinea	None	-	-	-	-	
Paraguay	National	Yes	No	Yes	Low	
Peru	-	-	-	-	-	
Philippines	National	Yes	Yes	Yes	Medium	
Poland	National	Yes	Yes	Yes	High	
Portugal	National	Yes	Yes	No	High	
Qatar	National	Yes	Yes	Yes	Medium	

INSPIRE Income and economic strengthening approaches									
Group savings and loans with gender equity training					Microfinance and gender equity training				
Implementation support				Perceived reach ^a	Implementation support				Perceived reach ^a
Level	Funds	Tools	Training		Level	Funds	Tools	Training	
None	-	-	-	-	None	-	-	-	-
National	Yes	No	Yes	Medium	Subnational	-	-	-	-
None	-	-	-	-	None	-	-	-	-
National	Yes	Yes	Yes	Low	National	Yes	Yes	Yes	Medium
None	-	-	-	-	National	Yes	Yes	Yes	High
None	-	-	-	-	None	-	-	-	-
None	-	-	-	-	National	Yes	Yes	Yes	Low
National	Yes	Yes	Yes	High	-	-	-	-	-
National	Yes	No	No	Low	National	Yes	No	No	Medium
National	Yes	Yes	Yes	High	None	-	-	-	-
None	-	-	-	-	None	-	-	-	-
National	Yes	Yes	Yes	High	National	Yes	Yes	Yes	High
Subnational	-	-	-	-	National	No	Yes	Yes	Medium
None	-	-	-	-	None	-	-	-	-
None	-	-	-	-	None	-	-	-	-
None	-	-	-	-	None	-	-	-	-
None	-	-	-	-	None	-	-	-	-
National	Yes	No	Yes	Low	National	Yes	Yes	Yes	Medium
Subnational	-	-	-	-	Subnational	-	-	-	-
National	No	Yes	No	High	National	No	Yes	Yes	High
None	-	-	-	-	-	-	-	-	-
None	-	-	-	-	None	-	-	-	-
National	Yes	Yes	Yes	High	National	Yes	Yes	Yes	Medium
None	-	-	-	-	None	-	-	-	-
None	-	-	-	-	None	-	-	-	-
National	Yes	Yes	Yes	Medium	National	Yes	No	Yes	High
-	-	-	-	-	-	-	-	-	-
National	Yes	Yes	Yes	Medium	National	Yes	Yes	Yes	Medium
None	-	-	-	-	National	Yes	No	No	Medium
National	Yes	No	No	Low	National	Yes	Yes	No	Low
None	-	-	-	-	None	-	-	-	-
Subnational	-	-	-	-	Subnational	-	-	-	-
Subnational	-	-	-	-	National	Yes	Yes	Yes	Medium
None	-	-	-	-	National	Yes	Yes	Yes	Medium
Subnational	-	-	-	-	National	Yes	Yes	Yes	Medium
National	No	Yes	Yes	Medium	National	Yes	Yes	Yes	Medium
None	-	-	-	-	None	-	-	-	-
None	-	-	-	-	None	-	-	-	-
None	-	-	-	-	None	-	-	-	-
National	Yes	Yes	Yes	Low	National	Yes	Yes	Yes	Medium
None	-	-	-	-	National	Yes	Yes	Yes	Medium
National	Yes	No	No	High	None	-	-	-	-
Subnational	-	-	-	-	National	Yes	Yes	Yes	High
Subnational	-	-	-	-	Subnational	-	-	-	-
None	-	-	-	-	Subnational	-	-	-	-
None	-	-	-	-	None	-	-	-	-
-	-	-	-	-	National	Yes	Yes	Yes	Low
None	-	-	-	-	-	-	-	-	-
None	-	-	-	-	None	-	-	-	-
None	-	-	-	-	None	-	-	-	-
None	-	-	-	-	None	-	-	-	-
Subnational	-	-	-	-	-	-	-	-	-

Country/area	Cash transfers					Perceived reach ^a
	Implementation support					
	Level	Funds	Tools	Training		
Republic of Korea	National	Yes	Yes	No	High	
Republic of Moldova	National	Yes	Yes	Yes	High	
Romania	None	-	-	-	-	
Russian Federation	National	Yes	Yes	Yes	High	
Saint Lucia	None	-	-	-	-	
Samoa	None	-	-	-	-	
San Marino	National	Yes	Yes	Yes	High	
Sao Tome and Principe	None	-	-	-	-	
Saudi Arabia	National	Yes	Yes	Yes	High	
Senegal	National	Yes	Yes	Yes	Medium	
Serbia	National	Yes	Yes	Yes	Medium	
Seychelles	None	-	-	-	-	
Singapore	National	Yes	Yes	Yes	-	
Slovakia	National	No	Yes	No	High	
Slovenia	National	Yes	Yes	No	High	
Solomon Islands	None	-	-	-	-	
Somalia	None	-	-	-	-	
South Africa	National	Yes	Yes	Yes	High	
South Sudan	National	Yes	No	No	Medium	
Spain	National	Yes	Yes	No	-	
Sri Lanka	National	Yes	Yes	Yes	High	
Sudan	National	Yes	Yes	Yes	Medium	
Suriname	None	-	-	-	-	
Sweden	National	Yes	Yes	Yes	-	
Switzerland	None	-	-	-	-	
Syrian Arab Republic	Subnational	-	-	-	-	
Tajikistan	National	Yes	No	No	Medium	
Thailand	None	-	-	-	-	
Timor-Leste	National	Yes	Yes	Yes	High	
Togo	Subnational	-	-	-	-	
Trinidad and Tobago	National	Yes	No	Yes	High	
Tunisia	None	-	-	-	-	
Turkey	National	Yes	No	No	High	
Tuvalu	None	-	-	-	-	
Uganda	National	No	Yes	Yes	Medium	
Ukraine	National	Yes	Yes	Yes	Medium	
United Kingdom of Great Britain and Northern Ireland	National	Yes	No	No	-	
United Republic of Tanzania	National	Yes	Yes	Yes	Medium	
United States of America	National	Yes	Yes	Yes	Medium	
Uruguay	National	Yes	Yes	Yes	High	
Uzbekistan	None	-	-	-	-	
Vanuatu	None	-	-	-	-	
Viet Nam	National	Yes	Yes	Yes	Medium	
West Bank and Gaza Strip	National	Yes	No	No	Medium	
Zambia	National	Yes	No	No	Medium	
Zimbabwe	National	No	No	No	Medium	

^a To assess how far the approaches are reaching all their intended beneficiaries, government respondents were asked to provide their best estimate of the extent to which approaches receiving national-level support were reaching all, or nearly all, who need them. This was done using a rating scale ranging from 1 where an approach was considered to reach very few who need it, to 10 for an approach considered to be reaching almost all who need it. The median of the respondents' scores was calculated and assessed according to three levels of reach: low reach (to very few in need) for ratings up to 3.3; medium reach (to some in need) for ratings from 3.4 to 6.7, and high reach (to all or nearly all) for ratings from 6.8 to 10

INSPIRE Income and economic strengthening approaches									
Group savings and loans with gender equity training					Microfinance and gender equity training				
Implementation support				Perceived reach ^a	Implementation support				Perceived reach ^a
Level	Funds	Tools	Training		Level	Funds	Tools	Training	
None	-	-	-	-	None	-	-	-	-
None	-	-	-	-	None	-	-	-	-
None	-	-	-	-	None	-	-	-	-
None	-	-	-	-	None	-	-	-	-
None	-	-	-	-	None	-	-	-	-
None	-	-	-	-	Subnational	-	-	-	-
None	-	-	-	-	None	-	-	-	-
National	No	No	Yes	Low	National	No	Yes	Yes	Low
National	Yes	Yes	Yes	High	National	Yes	Yes	Yes	High
-	-	-	-	-	National	Yes	Yes	Yes	High
None	-	-	-	-	-	-	-	-	-
None	-	-	-	-	None	-	-	-	-
None	-	-	-	-	-	-	-	-	-
-	-	-	-	-	National	Yes	No	No	Medium
None	-	-	-	-	None	-	-	-	-
Subnational	-	-	-	-	None	-	-	-	-
None	-	-	-	-	None	-	-	-	-
None	-	-	-	-	None	-	-	-	-
None	-	-	-	-	Subnational	-	-	-	-
None	-	-	-	-	None	-	-	-	-
National	Yes	Yes	Yes	Medium	National	Yes	Yes	Yes	Medium
None	-	-	-	-	None	-	-	-	-
None	-	-	-	-	None	-	-	-	-
None	-	-	-	-	None	-	-	-	-
None	-	-	-	-	None	-	-	-	-
National	Yes	Yes	Yes	Medium	National	Yes	Yes	Yes	Medium
-	-	-	-	-	None	-	-	-	-
None	-	-	-	-	None	-	-	-	-
None	-	-	-	-	National	Yes	Yes	Yes	Medium
None	-	-	-	-	None	-	-	-	-
None	-	-	-	-	None	-	-	-	-
National	Yes	Yes	Yes	High	National	Yes	Yes	Yes	High
-	-	-	-	-	National	Yes	No	No	High
None	-	-	-	-	None	-	-	-	-
None	-	-	-	-	None	-	-	-	-
National	No	Yes	Yes	Medium	None	-	-	-	-
None	-	-	-	-	None	-	-	-	-
National	Yes	Yes	Yes	Medium	National	Yes	Yes	Yes	Medium
None	-	-	-	-	None	-	-	-	-
National	Yes	Yes	Yes	High	National	Yes	Yes	Yes	High
None	-	-	-	-	None	-	-	-	-
None	-	-	-	-	None	-	-	-	-
National	Yes	Yes	Yes	High	National	Yes	Yes	No	High
None	-	-	-	-	National	Yes	No	Yes	Medium
National	Yes	Yes	Yes	Medium	National	Yes	Yes	Yes	Medium
National	No	Yes	Yes	High	National	Yes	Yes	Yes	Medium

TABLE A2.10. EXISTENCE AND PERCEIVED REACH OF INSPIRE RESPONSE AND SUPPORT SERVICES APPROACHES

Country/area	Child protection services					Perceived reach ^a
	Implementation support					
	Level	Funds	Tools	Training		
Afghanistan	National	No	Yes	No	Low	
Albania	National	Yes	Yes	Yes	High	
Antigua and Barbuda	Subnational	-	-	-	-	
Armenia	Subnational	-	-	-	-	
Australia	Subnational	-	-	-	-	
Austria	National	Yes	Yes	Yes	High	
Azerbaijan	National	No	Yes	Yes	Medium	
Bahamas	National	Yes	Yes	Yes	High	
Bahrain	National	Yes	Yes	Yes	High	
Bangladesh	National	Yes	Yes	Yes	Low	
Belarus	National	Yes	Yes	Yes	High	
Belgium	Subnational	-	-	-	-	
Belize	National	Yes	Yes	Yes	Medium	
Bolivia (Plurinational State of)	None	-	-	-	-	
Bosnia and Herzegovina	Subnational	-	-	-	-	
Brazil	National	Yes	Yes	Yes	Medium	
Brunei Darussalam	National	Yes	No	No	High	
Bulgaria	National	Yes	Yes	Yes	Medium	
Burkina Faso	National	Yes	Yes	Yes	Medium	
Cambodia	National	Yes	Yes	Yes	Medium	
Cameroon	National	Yes	Yes	Yes	Medium	
Canada	National	Yes	Yes	Yes	-	
Central African Republic	National	No	Yes	Yes	Low	
Chad	National	Yes	Yes	Yes	Low	
Chile	National	Yes	Yes	Yes	Medium	
China	National	Yes	Yes	Yes	Medium	
Colombia	National	Yes	Yes	Yes	Medium	
Comoros	National	No	No	Yes	High	
Congo	National	Yes	Yes	No	Medium	
Cook Islands	National	No	No	Yes	Low	
Costa Rica	National	Yes	Yes	Yes	High	
Côte d'Ivoire	National	Yes	No	Yes	Medium	
Croatia	National	Yes	Yes	Yes	High	
Cuba	National	Yes	Yes	Yes	High	
Cyprus	National	Yes	Yes	Yes	High	
Czechia	National	Yes	Yes	No	High	
Denmark	National	Yes	Yes	No	High	
Dominica	National	Yes	Yes	Yes	Low	
Dominican Republic	National	Yes	Yes	Yes	Medium	
Ecuador	National	Yes	Yes	Yes	Medium	
El Salvador	National	Yes	Yes	Yes	Medium	
Estonia	National	Yes	Yes	Yes	Medium	
Eswatini	National	Yes	No	No	Low	
Ethiopia	National	No	Yes	Yes	Low	
Finland	National	Yes	Yes	Yes	-	
France	National	Yes	Yes	Yes	High	
Gabon	National	Yes	Yes	No	Medium	
Georgia	None	-	-	-	-	
Germany	Subnational	-	-	-	-	
Ghana	National	No	Yes	Yes	Medium	
Greece	Subnational	-	-	-	-	
Grenada	National	Yes	Yes	Yes	Medium	

INSPIRE Response and support services approaches									
Clinical services for sexual violence victims					Mental health services for victims				
Implementation support				Perceived reach ^a	Implementation support				Perceived reach ^a
Level	Funds	Tools	Training		Level	Funds	Tools	Training	
None	-	-	-	-	National	No	Yes	No	Medium
National	Yes	Yes	Yes	High	National	Yes	Yes	Yes	High
National	No	Yes	No	Medium	None	-	-	-	-
National	No	Yes	No	High	None	-	-	-	-
National	Yes	No	No	-	National	Yes	No	No	-
National	Yes	Yes	Yes	Medium	National	Yes	Yes	Yes	High
National	No	Yes	No	High	National	No	Yes	No	Medium
National	Yes	Yes	No	High	National	Yes	Yes	Yes	High
National	Yes	Yes	Yes	High	National	Yes	Yes	Yes	High
National	Yes	Yes	Yes	Medium	National	Yes	Yes	Yes	Low
National	Yes	Yes	No	High	National	Yes	Yes	No	High
National	Yes	Yes	Yes	-	National	Yes	No	Yes	-
National	Yes	Yes	No	Medium	None	-	-	-	-
None	-	-	-	-	None	-	-	-	-
Subnational	-	-	-	-	Subnational	-	-	-	-
National	Yes	Yes	Yes	Low	National	Yes	Yes	Yes	Medium
National	Yes	No	No	High	National	Yes	No	No	High
National	Yes	Yes	No	High	Subnational	-	-	-	-
National	No	Yes	Yes	Medium	Subnational	-	-	-	-
National	Yes	Yes	Yes	Medium	National	Yes	Yes	Yes	Medium
National	No	Yes	Yes	High	Subnational	-	-	-	-
National	Yes	Yes	Yes	-	National	Yes	Yes	Yes	-
National	No	Yes	Yes	Medium	None	-	-	-	-
National	Yes	Yes	Yes	Low	National	No	Yes	Yes	Low
National	Yes	Yes	Yes	Medium	National	Yes	Yes	No	Medium
National	Yes	Yes	No	Medium	National	Yes	Yes	Yes	Medium
National	Yes	Yes	No	Low	National	Yes	Yes	Yes	Low
National	Yes	Yes	No	Medium	None	-	-	-	-
National	No	Yes	Yes	Medium	Subnational	-	-	-	-
National	Yes	Yes	Yes	Low	National	Yes	No	No	Low
National	Yes	No	Yes	Medium	National	Yes	Yes	Yes	Medium
Subnational	-	-	-	-	Subnational	-	-	-	-
National	Yes	Yes	Yes	High	National	Yes	Yes	Yes	High
National	Yes	Yes	Yes	High	National	Yes	Yes	Yes	High
National	Yes	Yes	Yes	High	National	Yes	Yes	Yes	High
National	Yes	Yes	No	High	National	Yes	Yes	No	High
National	Yes	Yes	No	-	National	Yes	Yes	No	-
National	Yes	Yes	Yes	Low	National	Yes	Yes	No	Low
Subnational	-	-	-	-	Subnational	-	-	-	-
National	Yes	Yes	Yes	Medium	National	Yes	Yes	Yes	Medium
National	Yes	Yes	No	Medium	National	Yes	Yes	No	Medium
National	Yes	Yes	Yes	High	National	Yes	Yes	No	Medium
National	Yes	Yes	No	Medium	National	Yes	Yes	Yes	Medium
National	Yes	No	Yes	Medium	National	No	No	No	Low
National	Yes	Yes	Yes	-	National	Yes	Yes	Yes	-
National	Yes	Yes	No	High	National	Yes	Yes	No	High
None	-	-	-	-	National	Yes	No	Yes	Low
None	-	-	-	-	Subnational	-	-	-	-
National	Yes	Yes	Yes	-	National	Yes	Yes	No	-
National	Yes	Yes	No	Medium	National	Yes	Yes	No	Low
None	-	-	-	-	None	-	-	-	-
National	Yes	Yes	Yes	Medium	Subnational	-	-	-	-

Country/area	Child protection services					Perceived reach ^a
	Implementation support					
	Level	Funds	Tools	Training		
Guatemala	National	Yes	Yes	Yes	Medium	
Guinea-Bissau	National	Yes	Yes	Yes	Medium	
Guyana	National	Yes	Yes	Yes	Medium	
Honduras	National	Yes	Yes	Yes	Medium	
Indonesia	National	Yes	Yes	Yes	High	
Iran (Islamic Republic of)	National	Yes	Yes	Yes	High	
Iraq	National	Yes	Yes	Yes	High	
Israel	National	Yes	Yes	Yes	High	
Jamaica	National	Yes	Yes	Yes	High	
Jordan	National	Yes	Yes	Yes	High	
Kazakhstan	National	Yes	Yes	Yes	High	
Kenya	National	Yes	Yes	Yes	High	
Kiribati	National	Yes	Yes	Yes	Medium	
Kuwait	National	Yes	Yes	Yes	High	
Kyrgyzstan	National	No	Yes	Yes	Medium	
Latvia	National	Yes	No	Yes	High	
Lebanon	National	Yes	Yes	No	Medium	
Lesotho	National	Yes	Yes	Yes	Medium	
Libya	None	-	-	-	-	
Lithuania	National	Yes	Yes	Yes	High	
Luxembourg	National	Yes	Yes	No	High	
Madagascar	National	Yes	Yes	Yes	Medium	
Malawi	Subnational	-	-	-	-	
Malaysia	National	Yes	Yes	Yes	High	
Maldives	National	Yes	Yes	Yes	Medium	
Mali	National	Yes	Yes	Yes	Medium	
Malta	National	Yes	Yes	Yes	High	
Mauritania	National	Yes	Yes	Yes	Medium	
Mauritius	National	No	Yes	No	Medium	
Mexico	National	Yes	Yes	No	Low	
Micronesia (Federated States of)	None	-	-	-	-	
Mongolia	National	Yes	Yes	Yes	Medium	
Montenegro	National	Yes	Yes	Yes	Medium	
Morocco	National	Yes	Yes	Yes	High	
Mozambique	National	Yes	Yes	Yes	High	
Namibia	National	Yes	Yes	Yes	Medium	
Nepal	National	Yes	Yes	No	Medium	
New Zealand	National	Yes	Yes	Yes	-	
Niger	None	-	-	-	-	
Nigeria	National	Yes	Yes	Yes	Medium	
North Macedonia	National	Yes	Yes	Yes	Medium	
Norway	National	Yes	Yes	Yes	High	
Oman	National	Yes	Yes	Yes	High	
Pakistan	Subnational	-	-	-	-	
Panama	National	Yes	Yes	Yes	High	
Papua New Guinea	National	Yes	Yes	Yes	Low	
Paraguay	National	Yes	Yes	Yes	Medium	
Peru	National	Yes	No	Yes	Medium	
Philippines	National	Yes	Yes	Yes	High	
Poland	National	Yes	Yes	Yes	Medium	
Portugal	National	Yes	Yes	Yes	High	
Qatar	None	-	-	-	-	

INSPIRE Response and support services approaches									
Clinical services for sexual violence victims					Mental health services for victims				
Implementation support				Perceived reach ^a	Implementation support				Perceived reach ^a
Level	Funds	Tools	Training		Level	Funds	Tools	Training	
National	Yes	Yes	Yes	High	National	Yes	Yes	Yes	Low
National	Yes	Yes	Yes	Medium	None	-	-	-	-
National	Yes	Yes	Yes	Medium	Subnational	-	-	-	-
National	Yes	Yes	No	Medium	National	Yes	Yes	No	Medium
National	Yes	Yes	Yes	High	National	Yes	Yes	Yes	High
National	Yes	Yes	Yes	High	National	Yes	Yes	Yes	Medium
National	Yes	Yes	Yes	Medium	National	Yes	Yes	Yes	High
National	Yes	Yes	Yes	High	National	Yes	No	No	High
National	Yes	Yes	Yes	Medium	National	Yes	Yes	Yes	Medium
National	Yes	Yes	Yes	High	None	-	-	-	-
National	Yes	Yes	No	-	National	Yes	Yes	No	Low
National	Yes	Yes	Yes	High	National	Yes	Yes	Yes	Medium
National	No	Yes	No	-	National	Yes	Yes	No	Medium
National	Yes	Yes	Yes	High	National	Yes	Yes	Yes	High
National	Yes	Yes	No	High	None	-	-	-	-
None	-	-	-	-	National	Yes	No	No	Medium
Subnational	-	-	-	-	Subnational	-	-	-	-
National	No	Yes	Yes	Medium	-	-	-	-	-
National	Yes	Yes	No	Medium	Subnational	-	-	-	-
National	Yes	Yes	No	High	National	Yes	Yes	Yes	High
National	Yes	Yes	No	High	National	Yes	No	No	High
National	Yes	Yes	Yes	Medium	None	-	-	-	-
National	Yes	Yes	Yes	Medium	National	No	Yes	Yes	Medium
National	Yes	Yes	Yes	Medium	National	Yes	Yes	Yes	Medium
None	-	-	-	-	None	-	-	-	-
National	Yes	Yes	No	Medium	National	Yes	Yes	Yes	Low
National	Yes	Yes	Yes	High	National	Yes	Yes	Yes	High
National	Yes	Yes	No	Low	National	Yes	Yes	No	Low
National	Yes	Yes	No	Medium	National	Yes	No	No	Medium
National	Yes	Yes	No	Low	National	Yes	Yes	No	Low
Subnational	-	-	-	-	Subnational	-	-	-	-
National	Yes	Yes	No	Medium	Subnational	-	-	-	-
National	Yes	Yes	Yes	Low	National	Yes	Yes	Yes	Medium
National	Yes	Yes	Yes	High	National	Yes	Yes	No	Medium
National	Yes	Yes	Yes	High	National	Yes	Yes	No	Medium
National	Yes	Yes	No	Low	National	No	Yes	No	Medium
National	Yes	Yes	Yes	Medium	National	Yes	Yes	Yes	Medium
National	Yes	Yes	Yes	-	National	Yes	Yes	No	-
None	-	-	-	-	None	-	-	-	-
National	Yes	Yes	Yes	Medium	National	Yes	Yes	Yes	Low
National	Yes	Yes	Yes	Medium	National	Yes	Yes	Yes	Medium
National	Yes	Yes	Yes	High	National	Yes	Yes	Yes	Medium
National	Yes	Yes	Yes	High	National	Yes	Yes	Yes	High
Subnational	-	-	-	-	Subnational	-	-	-	-
National	Yes	Yes	Yes	Medium	National	Yes	Yes	Yes	High
National	Yes	Yes	Yes	Medium	National	No	Yes	No	Medium
National	Yes	Yes	Yes	Medium	National	Yes	Yes	Yes	Low
National	Yes	Yes	No	Low	National	Yes	Yes	No	Medium
National	Yes	Yes	Yes	High	National	Yes	Yes	Yes	Medium
National	Yes	Yes	No	Medium	National	Yes	No	No	Medium
National	Yes	Yes	Yes	High	National	Yes	Yes	No	Medium
Subnational	-	-	-	-	Subnational	-	-	-	-

Country/area	Child protection services					Perceived reach ^a
	Implementation support					
	Level	Funds	Tools	Training		
Republic of Korea	National	Yes	Yes	Yes	High	
Republic of Moldova	National	Yes	Yes	Yes	High	
Romania	National	Yes	Yes	Yes	High	
Russian Federation	National	Yes	Yes	Yes	Medium	
Saint Lucia	National	Yes	Yes	Yes	High	
Samoa	Subnational	-	-	-	-	
San Marino	National	Yes	Yes	Yes	High	
Sao Tome and Principe	National	Yes	Yes	No	Medium	
Saudi Arabia	National	Yes	Yes	Yes	High	
Senegal	National	Yes	Yes	Yes	Medium	
Serbia	National	Yes	Yes	Yes	Medium	
Seychelles	National	Yes	No	No	Low	
Singapore	National	Yes	Yes	Yes	-	
Slovakia	National	No	Yes	Yes	Medium	
Slovenia	National	Yes	Yes	Yes	High	
Solomon Islands	National	Yes	Yes	Yes	Low	
Somalia	Subnational	-	-	-	-	
South Africa	National	Yes	Yes	Yes	Medium	
South Sudan	National	Yes	Yes	Yes	Medium	
Spain	National	Yes	Yes	Yes	High	
Sri Lanka	National	Yes	Yes	Yes	Low	
Sudan	National	Yes	Yes	Yes	Medium	
Suriname	National	Yes	Yes	Yes	High	
Sweden	National	Yes	Yes	Yes	-	
Switzerland	National	Yes	No	No	-	
Syrian Arab Republic	National	Yes	Yes	Yes	Medium	
Tajikistan	National	No	Yes	Yes	High	
Thailand	National	Yes	Yes	Yes	High	
Timor-Leste	National	Yes	Yes	Yes	High	
Togo	National	Yes	Yes	Yes	Low	
Trinidad and Tobago	National	Yes	Yes	Yes	High	
Tunisia	National	Yes	Yes	Yes	High	
Turkey	National	Yes	No	No	High	
Tuvalu	National	Yes	No	Yes	Medium	
Uganda	National	No	Yes	Yes	Medium	
Ukraine	National	No	Yes	Yes	Medium	
United Kingdom of Great Britain and Northern Ireland	National	Yes	Yes	No	High	
United Republic of Tanzania	National	Yes	Yes	Yes	-	
United States of America	National	Yes	Yes	Yes	High	
Uruguay	National	Yes	Yes	Yes	High	
Uzbekistan	None	-	-	-	-	
Vanuatu	None	-	-	-	-	
Viet Nam	National	Yes	Yes	Yes	Medium	
West Bank and Gaza Strip	National	Yes	Yes	No	High	
Zambia	National	Yes	Yes	Yes	Medium	
Zimbabwe	National	Yes	Yes	Yes	Medium	

^a To assess how far the approaches are reaching all their intended beneficiaries, government respondents were asked to provide their best estimate of the extent to which approaches receiving national-level support were reaching all, or nearly all, who need them. This was done using a rating scale ranging from 1 where an approach was considered to reach very few who need it, to 10 for an approach considered to be reaching almost all who need it. The median of the respondents' scores was calculated and assessed according to three levels of reach: low reach (to very few in need) for ratings up to 3.3; medium reach (to some in need) for ratings from 3.4 to 6.7, and high reach (to all or nearly all) for ratings from 6.8 to 10

INSPIRE Response and support services approaches									
Clinical services for sexual violence victims					Mental health services for victims				
Implementation support				Perceived reach ^a	Implementation support				Perceived reach ^a
Level	Funds	Tools	Training		Level	Funds	Tools	Training	
National	Yes	No	No	High	National	Yes	Yes	No	High
Subnational	-	-	-	-	National	No	Yes	No	High
National	Yes	Yes	No	High	National	Yes	Yes	No	High
National	Yes	Yes	Yes	Medium	National	Yes	Yes	Yes	High
National	Yes	Yes	Yes	High	Subnational	-	-	-	-
National	Yes	Yes	No	High	None	-	-	-	-
National	Yes	Yes	Yes	High	National	Yes	Yes	Yes	High
None	-	-	-	-	None	-	-	-	-
National	Yes	Yes	Yes	High	National	Yes	Yes	Yes	High
None	-	-	-	-	Subnational	-	-	-	-
National	Yes	Yes	Yes	High	National	Yes	Yes	Yes	Low
National	Yes	No	No	Low	None	-	-	-	-
National	Yes	No	No	-	National	Yes	Yes	Yes	-
National	Yes	No	Yes	High	National	Yes	No	Yes	High
National	No	Yes	No	High	National	No	No	No	Medium
National	Yes	Yes	No	Medium	National	Yes	Yes	Yes	Low
Subnational	-	-	-	-	None	-	-	-	-
National	Yes	Yes	Yes	Medium	National	Yes	No	Yes	Medium
National	Yes	Yes	Yes	Medium	National	Yes	Yes	Yes	Medium
National	Yes	Yes	Yes	Medium	National	Yes	Yes	Yes	Low
National	Yes	Yes	Yes	High	National	Yes	Yes	Yes	Low
National	Yes	Yes	No	Medium	National	Yes	Yes	No	Medium
Subnational	-	-	-	-	National	Yes	Yes	Yes	Medium
National	No	Yes	No	-	National	Yes	No	No	Low
Subnational	-	-	-	-	Subnational	-	-	-	-
Subnational	-	-	-	-	Subnational	-	-	-	-
National	No	Yes	No	High	National	No	Yes	No	High
National	Yes	Yes	Yes	Medium	National	Yes	Yes	No	High
National	Yes	Yes	Yes	High	National	Yes	Yes	Yes	High
National	Yes	Yes	Yes	Low	National	Yes	Yes	Yes	Low
National	Yes	Yes	Yes	High	National	Yes	Yes	Yes	Medium
National	Yes	No	Yes	Medium	National	Yes	No	Yes	Medium
National	Yes	Yes	Yes	High	National	Yes	Yes	No	High
None	-	-	-	-	None	-	-	-	-
National	No	Yes	Yes	Medium	None	-	-	-	-
National	Yes	Yes	No	Medium	National	Yes	Yes	No	Medium
National	Yes	No	No	-	National	Yes	No	No	-
National	Yes	Yes	Yes	High	National	Yes	Yes	Yes	Medium
National	Yes	Yes	Yes	Medium	National	Yes	Yes	Yes	Low
National	Yes	Yes	No	High	National	Yes	Yes	Yes	Medium
None	-	-	-	-	None	-	-	-	-
National	No	Yes	Yes	Medium	National	Yes	Yes	Yes	Medium
None	-	-	-	-	National	Yes	Yes	No	Medium
National	No	Yes	No	High	National	No	Yes	No	High
National	Yes	Yes	Yes	High	None	-	-	-	-
National	Yes	Yes	Yes	High	National	Yes	Yes	Yes	Medium

TABLE A2.10. EXISTENCE AND PERCEIVED REACH OF INSPIRE RESPONSE AND SUPPORT SERVICES APPROACHES

Country/area	Mental health services for perpetrators				
	Implementation support				Perceived reach ^a
	Level	Funds	Tools	Training	
Afghanistan	None	-	-	-	-
Albania	National	Yes	Yes	Yes	High
Antigua and Barbuda	None	-	-	-	-
Armenia	None	-	-	-	-
Australia	National	Yes	No	No	-
Austria	Subnational	-	-	-	-
Azerbaijan	National	No	No	Yes	Medium
Bahamas	National	Yes	Yes	Yes	Medium
Bahrain	National	Yes	Yes	Yes	High
Bangladesh	None	-	-	-	-
Belarus	National	Yes	Yes	No	High
Belgium	National	Yes	No	No	-
Belize	None	-	-	-	-
Bolivia (Plurinational State of)	None	-	-	-	-
Bosnia and Herzegovina	Subnational	-	-	-	-
Brazil	National	Yes	Yes	Yes	Medium
Brunei Darussalam	None	-	-	-	-
Bulgaria	Subnational	-	-	-	-
Burkina Faso	Subnational	-	-	-	-
Cambodia	Subnational	-	-	-	-
Cameroon	Subnational	-	-	-	-
Canada	National	Yes	Yes	Yes	-
Central African Republic	None	-	-	-	-
Chad	None	-	-	-	-
Chile	National	Yes	Yes	No	Medium
China	National	Yes	Yes	Yes	Medium
Colombia	None	-	-	-	-
Comoros	None	-	-	-	-
Congo	Subnational	-	-	-	-
Cook Islands	National	Yes	No	No	Medium
Costa Rica	National	Yes	Yes	Yes	Medium
Côte d'Ivoire	Subnational	-	-	-	-
Croatia	National	Yes	Yes	Yes	High
Cuba	National	Yes	Yes	Yes	High
Cyprus	National	No	Yes	Yes	Medium
Czechia	-	-	-	-	-
Denmark	National	Yes	Yes	No	-
Dominica	National	Yes	Yes	No	Low
Dominican Republic	None	-	-	-	-
Ecuador	None	-	-	-	-
El Salvador	National	Yes	No	Yes	Medium
Estonia	National	Yes	Yes	Yes	Medium
Eswatini	-	-	-	-	-
Ethiopia	None	-	-	-	-
Finland	National	Yes	Yes	Yes	-
France	National	Yes	Yes	Yes	High
Gabon	None	-	-	-	-
Georgia	None	-	-	-	-
Germany	National	Yes	No	No	-
Ghana	Subnational	-	-	-	-
Greece	None	-	-	-	-
Grenada	None	-	-	-	-

INSPIRE Response and support services approaches									
Identification and referral for victims					Identification and referral for perpetrators				
Implementation support				Perceived reach ^a	Implementation support				Perceived reach ^a
Level	Funds	Tools	Training		Level	Funds	Tools	Training	
National	No	Yes	Yes	Low	None	-	-	-	-
National	Yes	Yes	Yes	High	National	No	Yes	Yes	High
None	-	-	-	-	None	-	-	-	-
None	-	-	-	-	None	-	-	-	-
Subnational	-	-	-	-	None	-	-	-	-
National	No	No	No	Medium	None	-	-	-	-
National	No	Yes	Yes	Medium	None	-	-	-	-
National	Yes	Yes	Yes	Medium	Subnational	-	-	-	-
National	Yes	Yes	Yes	High	Subnational	-	-	-	-
National	Yes	Yes	No	Low	None	-	-	-	-
National	Yes	Yes	Yes	High	National	Yes	Yes	Yes	Medium
National	No	No	Yes	-	Subnational	-	-	-	-
National	Yes	Yes	No	-	None	-	-	-	-
None	-	-	-	-	None	-	-	-	-
None	-	-	-	-	None	-	-	-	-
National	Yes	Yes	Yes	Medium	None	-	-	-	-
None	-	-	-	-	None	-	-	-	-
Subnational	-	-	-	-	Subnational	-	-	-	-
Subnational	-	-	-	-	None	-	-	-	-
National	Yes	Yes	Yes	Medium	Subnational	-	-	-	-
None	-	-	-	-	None	-	-	-	-
National	Yes	Yes	Yes	-	National	Yes	Yes	Yes	-
National	No	Yes	Yes	Medium	None	-	-	-	-
National	Yes	Yes	Yes	Medium	None	-	-	-	-
National	No	Yes	Yes	High	National	Yes	Yes	No	High
National	Yes	Yes	Yes	Medium	National	Yes	Yes	Yes	Medium
National	No	Yes	Yes	Low	None	-	-	-	-
None	-	-	-	-	None	-	-	-	-
None	-	-	-	-	Subnational	-	-	-	-
National	Yes	No	Yes	Low	None	-	-	-	-
National	Yes	Yes	Yes	Medium	National	Yes	Yes	Yes	Medium
-	-	-	-	-	None	-	-	-	-
National	Yes	Yes	Yes	High	National	Yes	Yes	Yes	High
National	Yes	Yes	Yes	High	National	Yes	Yes	Yes	High
National	Yes	Yes	Yes	Medium	National	No	Yes	Yes	Medium
National	Yes	Yes	No	High	National	Yes	Yes	Yes	High
National	No	Yes	No	-	None	-	-	-	-
None	-	-	-	-	None	-	-	-	-
Subnational	-	-	-	-	None	-	-	-	-
National	Yes	Yes	Yes	Medium	None	-	-	-	-
National	Yes	Yes	Yes	Medium	None	-	-	-	-
National	Yes	Yes	Yes	Medium	National	Yes	Yes	Yes	Medium
National	Yes	Yes	Yes	Medium	None	-	-	-	-
None	-	-	-	-	None	-	-	-	-
National	Yes	Yes	Yes	-	National	Yes	Yes	Yes	-
National	Yes	Yes	Yes	High	National	Yes	Yes	Yes	High
None	-	-	-	-	None	-	-	-	-
National	No	Yes	Yes	Medium	None	-	-	-	-
National	Yes	Yes	Yes	-	None	-	-	-	-
National	No	Yes	Yes	Medium	National	No	Yes	No	Medium
None	-	-	-	-	None	-	-	-	-
National	Yes	Yes	Yes	Medium	None	-	-	-	-

Country/area	Mental health services for perpetrators					Perceived reach ^a
	Implementation support					
	Level	Funds	Tools	Training		
Guatemala	National	Yes	Yes	No	Low	
Guinea-Bissau	None	-	-	-	-	
Guyana	Subnational	-	-	-	-	
Honduras	None	-	-	-	-	
Indonesia	None	-	-	-	-	
Iran (Islamic Republic of)	National	Yes	Yes	Yes	Medium	
Iraq	None	-	-	-	-	
Israel	Subnational	-	-	-	-	
Jamaica	National	Yes	Yes	Yes	Medium	
Jordan	National	Yes	Yes	Yes	Medium	
Kazakhstan	None	-	-	-	-	
Kenya	None	-	-	-	-	
Kiribati	None	-	-	-	-	
Kuwait	National	Yes	Yes	Yes	High	
Kyrgyzstan	None	-	-	-	-	
Latvia	National	Yes	No	No	Low	
Lebanon	Subnational	-	-	-	-	
Lesotho	-	-	-	-	-	
Libya	Subnational	-	-	-	-	
Lithuania	National	Yes	Yes	Yes	High	
Luxembourg	Subnational	-	-	-	-	
Madagascar	None	-	-	-	-	
Malawi	Subnational	-	-	-	-	
Malaysia	None	-	-	-	-	
Maldives	None	-	-	-	-	
Mali	None	-	-	-	-	
Malta	National	Yes	Yes	Yes	Medium	
Mauritania	National	Yes	Yes	Yes	Low	
Mauritius	National	Yes	Yes	Yes	Medium	
Mexico	National	Yes	Yes	Yes	Low	
Micronesia (Federated States of)	Subnational	-	-	-	-	
Mongolia	None	-	-	-	-	
Montenegro	National	Yes	Yes	Yes	Low	
Morocco	National	Yes	Yes	Yes	Medium	
Mozambique	National	Yes	Yes	Yes	Medium	
Namibia	None	-	-	-	-	
Nepal	None	-	-	-	-	
New Zealand	National	Yes	Yes	Yes	-	
Niger	None	-	-	-	-	
Nigeria	None	-	-	-	-	
North Macedonia	National	Yes	Yes	No	Medium	
Norway	National	No	Yes	Yes	Medium	
Oman	National	Yes	No	Yes	Medium	
Pakistan	Subnational	-	-	-	-	
Panama	National	Yes	No	No	High	
Papua New Guinea	National	Yes	Yes	Yes	High	
Paraguay	National	Yes	No	No	Low	
Peru	National	No	Yes	Yes	Medium	
Philippines	None	-	-	-	-	
Poland	National	Yes	No	No	Medium	
Portugal	National	Yes	No	No	Medium	
Qatar	National	Yes	Yes	Yes	Medium	

INSPIRE Response and support services approaches									
Identification and referral for victims					Identification and referral for perpetrators				
Implementation support				Perceived reach ^a	Implementation support				Perceived reach ^a
Level	Funds	Tools	Training		Level	Funds	Tools	Training	
National	Yes	Yes	No	High	National	Yes	Yes	Yes	Medium
National	No	Yes	Yes	Medium	None	-	-	-	-
National	Yes	Yes	Yes	High	None	-	-	-	-
National	Yes	Yes	No	Medium	None	-	-	-	-
National	Yes	Yes	Yes	High	None	-	-	-	-
National	Yes	Yes	Yes	High	Subnational	-	-	-	-
National	Yes	Yes	Yes	Medium	None	-	-	-	-
National	Yes	Yes	Yes	High	National	Yes	Yes	Yes	-
National	Yes	Yes	Yes	Medium	National	Yes	Yes	Yes	Medium
National	Yes	Yes	Yes	Medium	None	-	-	-	-
None	-	-	-	-	National	Yes	Yes	Yes	High
National	Yes	Yes	Yes	High	None	-	-	-	-
National	No	Yes	Yes	Medium	None	-	-	-	-
National	Yes	Yes	Yes	High	National	Yes	Yes	Yes	High
National	Yes	Yes	Yes	High	None	-	-	-	-
National	Yes	Yes	Yes	Medium	None	-	-	-	-
Subnational	-	-	-	-	None	-	-	-	-
National	Yes	Yes	Yes	High	National	Yes	Yes	Yes	-
National	Yes	No	Yes	Medium	National	Yes	No	Yes	Medium
National	Yes	Yes	Yes	High	National	Yes	Yes	Yes	Medium
National	Yes	Yes	No	High	Subnational	-	-	-	-
National	Yes	Yes	Yes	Medium	None	-	-	-	-
Subnational	-	-	-	-	Subnational	-	-	-	-
National	Yes	Yes	Yes	Medium	None	-	-	-	-
None	-	-	-	-	None	-	-	-	-
National	Yes	Yes	Yes	Medium	None	-	-	-	-
National	No	No	No	High	None	-	-	-	-
National	Yes	Yes	Yes	Low	National	No	Yes	No	Low
National	Yes	Yes	No	Medium	None	-	-	-	-
National	No	Yes	No	Low	None	-	-	-	-
None	-	-	-	-	None	-	-	-	-
National	Yes	Yes	Yes	Medium	Subnational	-	-	-	-
National	Yes	Yes	Yes	Medium	National	Yes	Yes	Yes	Low
National	Yes	Yes	Yes	Medium	None	-	-	-	-
National	Yes	Yes	Yes	High	National	Yes	No	Yes	High
National	Yes	Yes	No	Medium	National	Yes	Yes	Yes	Low
National	Yes	Yes	Yes	Medium	None	-	-	-	-
National	Yes	Yes	Yes	-	National	Yes	Yes	Yes	-
None	-	-	-	-	None	-	-	-	-
National	Yes	Yes	Yes	Medium	National	Yes	Yes	Yes	Medium
National	Yes	Yes	Yes	High	None	-	-	-	-
National	Yes	Yes	Yes	High	National	Yes	Yes	Yes	Medium
National	Yes	Yes	Yes	High	National	Yes	Yes	Yes	Medium
None	-	-	-	-	None	-	-	-	-
National	Yes	Yes	Yes	High	None	-	-	-	-
National	No	Yes	No	Low	National	Yes	Yes	Yes	Medium
National	Yes	Yes	No	Medium	National	Yes	No	Yes	Low
National	Yes	Yes	No	Low	None	-	-	-	-
National	Yes	No	No	High	None	-	-	-	-
National	Yes	Yes	No	Medium	National	Yes	Yes	No	High
National	Yes	Yes	Yes	High	National	Yes	Yes	Yes	Medium
National	Yes	Yes	Yes	High	National	Yes	Yes	Yes	Medium

Country/area	Mental health services for perpetrators					Perceived reach ^a
	Implementation support					
	Level	Funds	Tools	Training		
Republic of Korea	National	Yes	Yes	No	High	
Republic of Moldova	None	-	-	-	-	
Romania	National	Yes	Yes	No	High	
Russian Federation	National	Yes	Yes	Yes	High	
Saint Lucia	None	-	-	-	-	
Samoa	None	-	-	-	-	
San Marino	National	Yes	Yes	Yes	High	
Sao Tome and Principe	None	-	-	-	-	
Saudi Arabia	National	Yes	Yes	Yes	High	
Senegal	None	-	-	-	-	
Serbia	National	Yes	Yes	Yes	Low	
Seychelles	None	-	-	-	-	
Singapore	National	Yes	Yes	Yes	-	
Slovakia	National	Yes	No	No	High	
Slovenia	National	No	No	No	Low	
Solomon Islands	None	-	-	-	-	
Somalia	None	-	-	-	-	
South Africa	National	Yes	No	Yes	Medium	
South Sudan	Subnational	-	-	-	-	
Spain	Subnational	-	-	-	-	
Sri Lanka	National	Yes	Yes	Yes	Low	
Sudan	None	-	-	-	-	
Suriname	National	Yes	Yes	Yes	High	
Sweden	National	Yes	Yes	Yes	Low	
Switzerland	Subnational	-	-	-	-	
Syrian Arab Republic	National	No	Yes	No	Medium	
Tajikistan	None	-	-	-	-	
Thailand	None	-	-	-	-	
Timor-Leste	National	Yes	Yes	Yes	High	
Togo	National	Yes	Yes	Yes	Low	
Trinidad and Tobago	National	Yes	No	No	High	
Tunisia	None	-	-	-	-	
Turkey	National	Yes	No	Yes	High	
Tuvalu	None	-	-	-	-	
Uganda	None	-	-	-	-	
Ukraine	National	Yes	No	No	Medium	
United Kingdom of Great Britain and Northern Ireland	National	Yes	No	No	-	
United Republic of Tanzania	National	Yes	Yes	Yes	Medium	
United States of America	National	Yes	Yes	Yes	Low	
Uruguay	Subnational	-	-	-	-	
Uzbekistan	None	-	-	-	-	
Vanuatu	National	No	Yes	Yes	Medium	
Viet Nam	None	-	-	-	-	
West Bank and Gaza Strip	National	No	No	No	High	
Zambia	None	-	-	-	-	
Zimbabwe	National	Yes	Yes	Yes	Medium	

^a To assess how far the approaches are reaching all their intended beneficiaries, government respondents were asked to provide their best estimate of the extent to which approaches receiving national-level support were reaching all, or nearly all, who need them. This was done using a rating scale ranging from 1 where an approach was considered to reach very few who need it, to 10 for an approach considered to be reaching almost all who need it. The median of the respondents' scores was calculated and assessed according to three levels of reach: low reach (to very few in need) for ratings up to 3.3; medium reach (to some in need) for ratings from 3.4 to 6.7, and high reach (to all or nearly all) for ratings from 6.8 to 10

INSPIRE Response and support services approaches									
Identification and referral for victims					Identification and referral for perpetrators				
Implementation support				Perceived reach ^a	Implementation support				Perceived reach ^a
Level	Funds	Tools	Training		Level	Funds	Tools	Training	
National	No	Yes	Yes	High	National	No	Yes	Yes	High
National	Yes	Yes	No	High	None	-	-	-	-
National	No	Yes	No	High	National	No	Yes	No	High
National	Yes	Yes	Yes	Medium	National	Yes	Yes	Yes	Medium
National	Yes	Yes	Yes	High	None	-	-	-	-
None	-	-	-	-	None	-	-	-	-
National	Yes	Yes	Yes	High	National	Yes	Yes	Yes	-
None	-	-	-	-	None	-	-	-	-
National	Yes	Yes	Yes	High	National	Yes	No	Yes	High
None	-	-	-	-	None	-	-	-	-
National	Yes	Yes	Yes	High	National	Yes	Yes	Yes	Medium
National	Yes	No	No	High	None	-	-	-	-
National	Yes	Yes	No	-	National	Yes	Yes	No	-
National	Yes	Yes	Yes	High	National	Yes	Yes	No	High
National	No	Yes	Yes	Medium	None	-	-	-	-
National	Yes	Yes	Yes	Medium	None	-	-	-	-
None	-	-	-	-	None	-	-	-	-
National	Yes	Yes	Yes	Low	None	-	-	-	-
National	No	Yes	Yes	Low	Subnational	-	-	-	-
National	Yes	Yes	Yes	Medium	None	-	-	-	-
National	Yes	Yes	Yes	Low	None	-	-	-	-
National	Yes	Yes	Yes	Medium	None	-	-	-	-
None	-	-	-	-	National	Yes	Yes	Yes	Medium
National	No	Yes	No	Medium	National	No	Yes	No	-
Subnational	-	-	-	-	None	-	-	-	-
National	Yes	Yes	Yes	Medium	None	-	-	-	-
National	No	Yes	No	High	National	No	Yes	No	High
National	Yes	Yes	No	High	National	Yes	Yes	No	High
National	Yes	Yes	Yes	High	National	Yes	Yes	Yes	High
None	-	-	-	-	None	-	-	-	-
National	Yes	Yes	Yes	High	National	Yes	Yes	Yes	Medium
None	-	-	-	-	None	-	-	-	-
National	Yes	Yes	Yes	High	National	Yes	Yes	Yes	High
None	-	-	-	-	None	-	-	-	-
National	No	Yes	Yes	Medium	None	-	-	-	-
National	Yes	Yes	No	High	National	Yes	Yes	No	High
National	No	Yes	No	-	-	-	-	-	-
National	Yes	Yes	Yes	High	National	Yes	Yes	Yes	High
National	Yes	Yes	Yes	Medium	None	-	-	-	-
National	Yes	Yes	Yes	Medium	Subnational	-	-	-	-
None	-	-	-	-	None	-	-	-	-
None	-	-	-	-	None	-	-	-	-
National	Yes	Yes	Yes	Medium	None	-	-	-	-
National	No	Yes	Yes	High	National	No	Yes	Yes	High
National	No	Yes	Yes	High	None	-	-	-	-
National	Yes	Yes	Yes	High	None	-	-	-	-

TABLE A2.11. EXISTENCE AND PERCEIVED REACH OF INSPIRE EDUCATION AND LIFE SKILLS APPROACHES

Country/area	Increasing school enrolment					Perceived reach ^a
	Implementation support					
	Level	Funds	Tools	Training		
Afghanistan	National	Yes	Yes	Yes	Medium	
Albania	National	Yes	Yes	Yes	High	
Antigua and Barbuda	National	No	No	Yes	Medium	
Armenia	National	No	Yes	Yes	High	
Australia	Subnational	-	-	-	-	
Austria	National	No	No	Yes	High	
Azerbaijan	National	No	Yes	Yes	Medium	
Bahamas	National	Yes	Yes	No	High	
Bahrain	National	Yes	Yes	Yes	High	
Bangladesh	National	Yes	No	Yes	High	
Belarus	National	Yes	Yes	Yes	Medium	
Belgium	Subnational	-	-	-	-	
Belize	National	Yes	No	Yes	Medium	
Bolivia (Plurinational State of)	National	No	No	No	-	
Bosnia and Herzegovina	National	Yes	Yes	Yes	High	
Brazil	National	Yes	Yes	Yes	High	
Brunei Darussalam	National	Yes	No	No	High	
Bulgaria	National	Yes	Yes	Yes	High	
Burkina Faso	National	Yes	Yes	Yes	High	
Cambodia	National	Yes	Yes	Yes	High	
Cameroon	National	Yes	Yes	Yes	High	
Canada	Subnational	Yes	Yes	Yes	-	
Central African Republic	National	Yes	Yes	Yes	Low	
Chad	National	Yes	Yes	Yes	Medium	
Chile	National	Yes	Yes	Yes	Medium	
China	National	Yes	Yes	Yes	High	
Colombia	National	Yes	Yes	Yes	Medium	
Comoros	National	Yes	No	Yes	Low	
Congo	National	Yes	Yes	Yes	Medium	
Cook Islands	Subnational	-	-	-	-	
Costa Rica	National	Yes	Yes	Yes	High	
Côte d'Ivoire	National	Yes	Yes	Yes	High	
Croatia	National	Yes	Yes	Yes	High	
Cuba	National	Yes	Yes	Yes	High	
Cyprus	National	Yes	Yes	Yes	High	
Czechia	-	-	-	-	-	
Denmark	National	No	Yes	No	High	
Dominica	National	Yes	Yes	Yes	Low	
Dominican Republic	National	Yes	Yes	Yes	High	
Ecuador	National	Yes	Yes	Yes	High	
El Salvador	National	Yes	Yes	Yes	Medium	
Estonia	National	Yes	Yes	Yes	High	
Eswatini	National	Yes	No	Yes	High	
Ethiopia	National	Yes	Yes	Yes	Medium	
Finland	National	No	No	No	-	
France	National	Yes	Yes	Yes	High	
Gabon	National	Yes	Yes	Yes	Low	
Georgia	National	No	Yes	Yes	High	
Germany	None	-	-	-	-	
Ghana	National	Yes	Yes	Yes	Medium	
Greece	National	Yes	No	No	Medium	
Grenada	National	Yes	Yes	Yes	High	

INSPIRE Education and life skills approaches									
Helping children protect themselves from sexual abuse					Life and social skills training				
Implementation support				Perceived reach ^a	Implementation support				Perceived reach ^a
Level	Funds	Tools	Training		Level	Funds	Tools	Training	
None	-	-	-	-	National	No	Yes	Yes	Low
National	Yes	Yes	Yes	High	National	Yes	Yes	Yes	High
National	Yes	No	No	Medium	National	Yes	Yes	Yes	-
National	Yes	Yes	Yes	Medium	National	Yes	Yes	Yes	High
National	No	Yes	Yes	-	National	No	Yes	Yes	-
National	No	Yes	Yes	Low	National	No	Yes	Yes	Medium
National	No	No	Yes	Medium	National	No	Yes	Yes	Medium
Subnational	-	-	-	-	Subnational	-	-	-	-
National	Yes	Yes	Yes	High	National	Yes	Yes	Yes	High
National	Yes	Yes	Yes	Medium	None	-	-	-	-
National	Yes	Yes	Yes	High	National	Yes	Yes	Yes	High
Subnational	-	-	-	-	Subnational	-	-	-	-
National	No	Yes	Yes	Medium	National	No	Yes	Yes	Medium
Subnational	-	-	-	-	Subnational	-	-	-	-
National	No	Yes	Yes	High	Subnational	-	-	-	-
National	Yes	Yes	Yes	Medium	National	Yes	Yes	Yes	Low
National	Yes	Yes	Yes	Medium	National	Yes	No	Yes	Medium
National	Yes	Yes	Yes	High	National	Yes	Yes	Yes	High
National	Yes	Yes	Yes	Medium	National	No	Yes	Yes	Medium
National	Yes	Yes	Yes	High	National	Yes	Yes	Yes	Medium
National	Yes	Yes	Yes	High	National	Yes	Yes	Yes	High
National	Yes	Yes	Yes	-	Subnational	Yes	Yes	Yes	-
National	No	Yes	Yes	Medium	National	No	Yes	Yes	Medium
National	Yes	Yes	Yes	High	National	Yes	Yes	Yes	High
National	Yes	Yes	Yes	High	National	Yes	Yes	No	Medium
National	Yes	Yes	Yes	High	National	Yes	Yes	Yes	High
National	Yes	Yes	Yes	Medium	Subnational	-	-	-	-
National	No	No	Yes	High	None	-	-	-	-
National	No	No	Yes	Medium	National	Yes	Yes	Yes	Medium
None	-	-	-	-	National	No	Yes	No	Low
National	Yes	Yes	Yes	High	National	Yes	Yes	Yes	High
None	-	-	-	-	None	-	-	-	-
National	Yes	Yes	Yes	High	National	Yes	Yes	Yes	High
National	Yes	Yes	Yes	High	National	Yes	Yes	Yes	High
National	Yes	Yes	Yes	High	National	Yes	Yes	Yes	High
National	Yes	Yes	Yes	High	National	No	Yes	Yes	High
National	Yes	Yes	No	High	National	No	Yes	Yes	High
National	Yes	Yes	Yes	Low	National	Yes	Yes	Yes	Low
National	Yes	Yes	Yes	High	National	Yes	Yes	Yes	Medium
None	-	-	-	-	National	Yes	Yes	Yes	Medium
National	Yes	Yes	Yes	Medium	National	Yes	Yes	Yes	Medium
Subnational	-	-	-	-	Subnational	-	-	-	-
National	Yes	Yes	Yes	High	National	Yes	Yes	Yes	High
National	No	Yes	Yes	High	National	No	Yes	Yes	Medium
National	Yes	Yes	Yes	-	National	Yes	Yes	Yes	-
National	Yes	Yes	Yes	High	National	No	Yes	Yes	High
National	Yes	Yes	Yes	Medium	National	Yes	Yes	Yes	High
None	-	-	-	-	National	No	Yes	Yes	High
National	Yes	Yes	Yes	-	Subnational	-	-	-	-
National	Yes	Yes	Yes	Medium	National	Yes	Yes	Yes	Medium
None	-	-	-	-	National	No	No	Yes	Medium
National	Yes	Yes	Yes	Medium	National	Yes	Yes	Yes	Medium

Country/area	Increasing school enrolment					Perceived reach ^a
	Implementation support					
	Level	Funds	Tools	Training		
Guatemala	National	No	Yes	Yes	Medium	
Guinea-Bissau	National	Yes	Yes	Yes	Medium	
Guyana	National	Yes	Yes	No	Medium	
Honduras	National	Yes	No	Yes	Medium	
Indonesia	National	Yes	Yes	Yes	High	
Iran (Islamic Republic of)	National	Yes	Yes	Yes	High	
Iraq	National	Yes	Yes	Yes	Medium	
Israel	National	Yes	Yes	Yes	High	
Jamaica	National	Yes	Yes	Yes	High	
Jordan	National	Yes	Yes	Yes	High	
Kazakhstan	None	-	-	-	-	
Kenya	National	Yes	Yes	Yes	High	
Kiribati	National	Yes	Yes	Yes	High	
Kuwait	National	Yes	Yes	No	High	
Kyrgyzstan	National	No	Yes	Yes	Medium	
Latvia	National	Yes	Yes	Yes	High	
Lebanon	National	Yes	Yes	Yes	Medium	
Lesotho	National	Yes	No	Yes	High	
Libya	National	Yes	No	Yes	Low	
Lithuania	National	Yes	Yes	Yes	High	
Luxembourg	National	Yes	No	No	High	
Madagascar	National	Yes	Yes	Yes	Medium	
Malawi	National	Yes	Yes	Yes	Medium	
Malaysia	National	Yes	Yes	Yes	High	
Maldives	-	-	-	-	-	
Mali	National	Yes	Yes	Yes	High	
Malta	-	-	-	-	-	
Mauritania	National	Yes	Yes	Yes	Medium	
Mauritius	National	Yes	Yes	Yes	Medium	
Mexico	National	Yes	No	No	Low	
Micronesia (Federated States of)	National	Yes	No	No	-	
Mongolia	National	Yes	Yes	Yes	Medium	
Montenegro	National	Yes	Yes	Yes	Medium	
Morocco	National	Yes	Yes	Yes	High	
Mozambique	National	Yes	Yes	Yes	High	
Namibia	National	Yes	Yes	Yes	Medium	
Nepal	National	Yes	Yes	Yes	Medium	
New Zealand	National	Yes	Yes	Yes	-	
Niger	National	Yes	Yes	Yes	High	
Nigeria	National	Yes	Yes	Yes	High	
North Macedonia	National	Yes	Yes	Yes	High	
Norway	National	Yes	No	Yes	High	
Oman	National	Yes	Yes	Yes	High	
Pakistan	National	Yes	Yes	Yes	Medium	
Panama	National	Yes	Yes	Yes	High	
Papua New Guinea	National	Yes	Yes	Yes	High	
Paraguay	National	Yes	No	No	Medium	
Peru	National	No	No	No	Medium	
Philippines	National	Yes	Yes	Yes	High	
Poland	National	Yes	Yes	Yes	High	
Portugal	National	Yes	Yes	Yes	High	
Qatar	National	Yes	Yes	Yes	High	

INSPIRE Education and life skills approaches									
Helping children protect themselves from sexual abuse					Life and social skills training				
Implementation support				Perceived reach ^a	Implementation support				Perceived reach ^a
Level	Funds	Tools	Training		Level	Funds	Tools	Training	
National	Yes	Yes	Yes	Medium	National	Yes	Yes	Yes	Medium
National	No	Yes	Yes	Medium	National	No	Yes	Yes	Low
National	Yes	Yes	Yes	Medium	National	Yes	Yes	Yes	Medium
None	-	-	-	-	National	Yes	Yes	No	Medium
National	Yes	Yes	Yes	High	National	Yes	Yes	Yes	High
Subnational	-	-	-	-	National	Yes	Yes	Yes	High
National	Yes	Yes	Yes	Medium	National	Yes	Yes	Yes	Medium
Subnational	-	-	-	-	National	No	Yes	Yes	High
National	Yes	Yes	Yes	Medium	National	Yes	Yes	Yes	Medium
National	Yes	Yes	Yes	High	National	Yes	Yes	Yes	High
Subnational	-	-	-	-	National	Yes	Yes	Yes	-
National	Yes	Yes	Yes	High	National	Yes	Yes	Yes	High
National	No	Yes	Yes	Medium	National	No	Yes	Yes	Medium
None	-	-	-	-	National	Yes	Yes	Yes	High
National	Yes	Yes	Yes	Medium	National	Yes	Yes	Yes	Medium
National	Yes	Yes	Yes	Medium	National	Yes	Yes	Yes	Medium
National	No	Yes	Yes	Medium	National	No	Yes	Yes	Medium
National	Yes	Yes	Yes	Medium	National	No	Yes	Yes	High
Subnational	-	-	-	-	None	-	-	-	-
National	Yes	Yes	Yes	High	National	Yes	Yes	Yes	High
Subnational	-	-	-	-	National	Yes	No	Yes	High
National	Yes	Yes	Yes	Medium	National	Yes	Yes	Yes	Medium
National	Yes	Yes	Yes	Medium	Subnational	-	-	-	-
National	Yes	Yes	Yes	High	National	Yes	Yes	Yes	High
None	-	-	-	-	-	-	-	-	-
National	Yes	Yes	Yes	Medium	National	Yes	Yes	Yes	Medium
National	Yes	Yes	Yes	High	National	No	Yes	Yes	High
Subnational	-	-	-	-	National	Yes	Yes	Yes	Medium
National	Yes	Yes	Yes	Medium	National	Yes	Yes	Yes	Medium
National	Yes	Yes	Yes	Low	National	Yes	Yes	Yes	Low
Subnational	-	-	-	-	Subnational	-	-	-	-
National	Yes	Yes	Yes	Medium	National	Yes	Yes	Yes	Medium
National	Yes	Yes	Yes	Medium	National	Yes	Yes	Yes	Medium
National	Yes	Yes	Yes	-	National	Yes	Yes	Yes	-
National	Yes	Yes	Yes	High	Subnational	-	-	-	-
National	Yes	Yes	Yes	Medium	National	Yes	Yes	Yes	Medium
National	Yes	Yes	Yes	Medium	National	Yes	Yes	Yes	Medium
National	Yes	No	Yes	-	National	Yes	Yes	Yes	-
None	-	-	-	-	None	-	-	-	-
National	Yes	Yes	Yes	High	National	Yes	No	Yes	High
National	Yes	Yes	Yes	Medium	National	Yes	Yes	Yes	High
None	-	-	-	-	Subnational	-	-	-	-
National	Yes	Yes	Yes	High	National	Yes	Yes	Yes	High
None	-	-	-	-	Subnational	-	-	-	-
Subnational	-	-	-	-	National	Yes	Yes	Yes	High
National	Yes	Yes	Yes	Medium	National	No	Yes	Yes	High
National	Yes	Yes	Yes	Medium	National	Yes	Yes	Yes	Medium
National	No	Yes	No	Medium	National	No	Yes	No	Medium
National	Yes	Yes	Yes	Medium	National	Yes	Yes	Yes	Medium
National	Yes	No	No	High	National	Yes	No	No	High
National	Yes	Yes	Yes	High	National	Yes	Yes	Yes	Medium
National	Yes	No	Yes	High	Subnational	-	-	-	-

Country/area	Increasing school enrolment					Perceived reach ^a
	Implementation support					
	Level	Funds	Tools	Training		
Republic of Korea	National	Yes	Yes	Yes	High	
Republic of Moldova	National	Yes	Yes	Yes	High	
Romania	National	Yes	Yes	Yes	Medium	
Russian Federation	National	Yes	Yes	Yes	High	
Saint Lucia	National	Yes	Yes	Yes	Medium	
Samoa	National	Yes	No	No	High	
San Marino	National	Yes	Yes	Yes	High	
Sao Tome and Principe	National	Yes	Yes	Yes	High	
Saudi Arabia	National	Yes	Yes	Yes	High	
Senegal	National	Yes	Yes	Yes	High	
Serbia	National	Yes	Yes	Yes	High	
Seychelles	None	-	-	-	-	
Singapore	-	-	-	-	-	
Slovakia	National	No	No	Yes	Medium	
Slovenia	National	Yes	Yes	Yes	High	
Solomon Islands	None	-	-	-	-	
Somalia	National	Yes	Yes	Yes	Low	
South Africa	National	Yes	Yes	Yes	High	
South Sudan	National	Yes	Yes	Yes	Low	
Spain	National	Yes	Yes	Yes	-	
Sri Lanka	National	Yes	Yes	Yes	High	
Sudan	National	Yes	Yes	Yes	High	
Suriname	National	Yes	Yes	Yes	Medium	
Sweden	National	Yes	Yes	Yes	High	
Switzerland	National	No	No	No	-	
Syrian Arab Republic	National	Yes	Yes	Yes	Medium	
Tajikistan	National	Yes	Yes	Yes	High	
Thailand	National	Yes	Yes	Yes	Medium	
Timor-Leste	National	Yes	Yes	Yes	High	
Togo	National	No	Yes	No	Medium	
Trinidad and Tobago	National	Yes	Yes	Yes	Medium	
Tunisia	National	Yes	Yes	Yes	High	
Turkey	National	No	No	No	-	
Tuvalu	National	Yes	Yes	Yes	Medium	
Uganda	National	Yes	Yes	Yes	High	
Ukraine	National	Yes	Yes	Yes	High	
United Kingdom of Great Britain and Northern Ireland	National	Yes	Yes	Yes	High	
United Republic of Tanzania	National	Yes	Yes	Yes	High	
United States of America	National	Yes	No	Yes	High	
Uruguay	National	Yes	Yes	Yes	High	
Uzbekistan	Subnational	-	-	-	-	
Vanuatu	National	Yes	Yes	Yes	Medium	
Viet Nam	National	Yes	Yes	No	High	
West Bank and Gaza Strip	National	Yes	Yes	Yes	High	
Zambia	National	Yes	Yes	Yes	High	
Zimbabwe	Subnational	-	-	-	-	

a To assess how far the approaches are reaching all their intended beneficiaries, government respondents were asked to provide their best estimate of the extent to which approaches receiving national-level support were reaching all, or nearly all, who need them. This was done using a rating scale ranging from 1 where an approach was considered to reach very few who need it, to 10 for an approach considered to be reaching almost all who need it. The median of the respondents' scores was calculated and assessed according to three levels of reach: low reach (to very few in need) for ratings up to 3.3; medium reach (to some in need) for ratings from 3.4 to 6.7, and high reach (to all or nearly all) for ratings from 6.8 to 10

INSPIRE Education and life skills approaches									
Helping children protect themselves from sexual abuse					Life and social skills training				
Implementation support				Perceived reach ^a	Implementation support				Perceived reach ^a
Level	Funds	Tools	Training		Level	Funds	Tools	Training	
National	Yes	Yes	Yes	High	National	Yes	No	Yes	High
National	Yes	Yes	No	High	National	No	Yes	Yes	High
Subnational	-	-	-	-	None	-	-	-	-
Subnational	-	-	-	-	National	Yes	Yes	Yes	High
National	Yes	Yes	Yes	High	National	No	Yes	Yes	-
National	Yes	Yes	Yes	High	National	No	Yes	No	High
None	-	-	-	-	National	Yes	Yes	Yes	High
National	Yes	Yes	Yes	High	National	Yes	Yes	Yes	High
National	Yes	Yes	Yes	High	National	Yes	Yes	Yes	High
-	-	-	-	-	None	-	-	-	-
National	Yes	Yes	Yes	High	National	Yes	Yes	Yes	High
Subnational	-	-	-	-	Subnational	-	-	-	-
National	Yes	Yes	Yes	-	National	No	Yes	Yes	-
National	No	No	Yes	Low	National	Yes	No	Yes	High
National	No	Yes	Yes	Medium	National	Yes	Yes	Yes	High
National	Yes	Yes	Yes	High	National	Yes	Yes	Yes	Medium
Subnational	-	-	-	-	Subnational	-	-	-	-
National	No	No	Yes	High	National	Yes	Yes	Yes	High
National	No	No	Yes	Medium	National	No	No	Yes	Low
National	Yes	Yes	Yes	High	National	Yes	Yes	Yes	High
National	Yes	Yes	Yes	Medium	National	Yes	Yes	Yes	Medium
National	Yes	Yes	Yes	High	National	Yes	Yes	Yes	High
Subnational	-	-	-	-	National	Yes	Yes	Yes	Medium
National	Yes	Yes	Yes	High	National	Yes	No	No	High
Subnational	-	-	-	-	National	No	No	No	-
Subnational	-	-	-	-	National	Yes	Yes	Yes	Medium
None	-	-	-	-	National	No	Yes	Yes	High
National	No	Yes	Yes	Medium	National	No	Yes	Yes	High
National	No	No	Yes	High	National	No	Yes	Yes	High
National	No	Yes	Yes	Low	None	-	-	-	-
National	Yes	Yes	Yes	High	National	Yes	Yes	Yes	High
Subnational	-	-	-	-	National	Yes	Yes	Yes	Low
National	No	No	No	-	National	No	No	No	-
None	-	-	-	-	None	-	-	-	-
National	Yes	Yes	Yes	Medium	National	Yes	Yes	Yes	Medium
National	No	Yes	Yes	High	National	No	Yes	Yes	High
National	Yes	Yes	Yes	Medium	National	Yes	Yes	Yes	High
National	Yes	Yes	Yes	Medium	National	Yes	Yes	Yes	High
National	Yes	Yes	Yes	High	National	Yes	Yes	Yes	High
National	Yes	Yes	Yes	High	National	Yes	Yes	Yes	Medium
National	Yes	Yes	Yes	High	None	-	-	-	-
Subnational	-	-	-	-	None	-	-	-	-
National	Yes	Yes	Yes	Medium	National	Yes	Yes	Yes	Medium
National	Yes	Yes	Yes	High	National	Yes	Yes	Yes	High
National	No	Yes	Yes	High	National	No	Yes	Yes	High
National	No	Yes	Yes	High	National	No	No	Yes	Medium
National	Yes	Yes	Yes	High	National	Yes	Yes	Yes	High

TABLE A2.11. EXISTENCE AND PERCEIVED REACH OF INSPIRE EDUCATION AND LIFE SKILLS APPROACHES

Country/area	School-based anti-bullying					Perceived reach ^a
	Implementation support					
	Level	Funds	Tools	Training		
Afghanistan	None	-	-	-	-	
Albania	National	Yes	Yes	Yes	High	
Antigua and Barbuda	None	-	-	-	-	
Armenia	Subnational	-	-	-	-	
Australia	National	Yes	Yes	Yes	-	
Austria	National	No	No	Yes	Medium	
Azerbaijan	National	No	No	Yes	Low	
Bahamas	None	-	-	-	-	
Bahrain	National	Yes	Yes	Yes	High	
Bangladesh	None	-	-	-	-	
Belarus	National	Yes	Yes	Yes	Medium	
Belgium	Subnational	-	-	-	-	
Belize	National	No	Yes	Yes	Medium	
Bolivia (Plurinational State of)	Subnational	-	-	-	-	
Bosnia and Herzegovina	Subnational	-	-	-	-	
Brazil	National	Yes	Yes	Yes	Medium	
Brunei Darussalam	National	Yes	Yes	Yes	High	
Bulgaria	National	Yes	Yes	Yes	High	
Burkina Faso	National	No	Yes	Yes	Medium	
Cambodia	National	Yes	Yes	Yes	High	
Cameroon	National	No	No	No	High	
Canada	National	Yes	Yes	Yes	-	
Central African Republic	Subnational	-	-	-	-	
Chad	National	No	Yes	Yes	High	
Chile	None	-	-	-	-	
China	National	Yes	Yes	Yes	High	
Colombia	National	Yes	Yes	Yes	Low	
Comoros	None	-	-	-	-	
Congo	National	No	Yes	Yes	Medium	
Cook Islands	None	-	-	-	-	
Costa Rica	National	Yes	No	Yes	Medium	
Côte d'Ivoire	None	-	-	-	-	
Croatia	National	Yes	Yes	Yes	High	
Cuba	National	Yes	Yes	Yes	High	
Cyprus	National	Yes	Yes	Yes	High	
Czechia	National	Yes	Yes	Yes	High	
Denmark	National	Yes	Yes	Yes	High	
Dominica	National	Yes	Yes	Yes	Low	
Dominican Republic	National	Yes	Yes	Yes	Medium	
Ecuador	National	Yes	Yes	Yes	Medium	
El Salvador	National	Yes	Yes	Yes	Medium	
Estonia	Subnational	-	-	-	-	
Eswatini	National	Yes	Yes	Yes	High	
Ethiopia	None	-	-	-	-	
Finland	National	Yes	Yes	Yes	-	
France	National	Yes	Yes	Yes	High	
Gabon	None	-	-	-	-	
Georgia	National	No	Yes	Yes	High	
Germany	National	Yes	Yes	No	-	
Ghana	National	Yes	Yes	Yes	Medium	
Greece	National	No	No	No	Low	
Grenada	None	-	-	-	-	

INSPIRE Education and life skills approaches									
School-based dating violence prevention					Reducing violence by school staff				
Implementation support				Perceived reach ^a	Implementation support				Perceived reach ^a
Level	Funds	Tools	Training		Level	Funds	Tools	Training	
None	-	-	-	-	None	-	-	-	-
National	Yes	Yes	Yes	High	National	Yes	Yes	Yes	High
None	-	-	-	-	None	-	-	-	-
None	-	-	-	-	Subnational	-	-	-	-
National	Yes	Yes	Yes	-	National	No	Yes	No	-
National	No	No	No	Medium	National	No	No	Yes	Medium
None	-	-	-	-	National	No	No	Yes	Low
None	-	-	-	-	None	-	-	-	-
None	-	-	-	-	National	Yes	Yes	Yes	High
None	-	-	-	-	None	-	-	-	-
National	Yes	Yes	Yes	Medium	National	Yes	Yes	Yes	High
Subnational	-	-	-	-	Subnational	-	-	-	-
None	-	-	-	-	National	No	Yes	Yes	High
Subnational	-	-	-	-	Subnational	-	-	-	-
Subnational	-	-	-	-	Subnational	-	-	-	-
None	-	-	-	-	National	Yes	Yes	Yes	Medium
None	-	-	-	-	National	No	Yes	Yes	High
National	Yes	Yes	Yes	High	National	Yes	Yes	Yes	High
National	No	Yes	No	Medium	National	No	Yes	Yes	Medium
National	Yes	Yes	Yes	Medium	National	Yes	Yes	Yes	High
None	-	-	-	-	National	No	No	Yes	Medium
National	Yes	Yes	Yes	-	Subnational	Yes	Yes	Yes	-
None	-	-	-	-	National	No	Yes	Yes	Medium
National	No	Yes	Yes	High	National	No	Yes	Yes	Low
None	-	-	-	-	-	-	-	-	-
-	-	-	-	-	National	Yes	Yes	Yes	High
National	Yes	Yes	Yes	Low	None	-	-	-	-
Subnational	-	-	-	-	None	-	-	-	-
National	No	No	Yes	Medium	National	No	Yes	Yes	Medium
None	-	-	-	-	National	No	Yes	Yes	Medium
National	Yes	Yes	Yes	Medium	National	No	Yes	Yes	Medium
National	No	No	Yes	Medium	National	No	No	Yes	High
National	Yes	Yes	Yes	High	National	Yes	Yes	Yes	High
National	Yes	Yes	Yes	High	National	Yes	Yes	Yes	High
National	Yes	Yes	Yes	Medium	National	Yes	Yes	Yes	Medium
National	Yes	Yes	Yes	High	National	No	Yes	Yes	High
National	Yes	Yes	No	High	National	No	Yes	Yes	High
None	-	-	-	-	National	No	Yes	Yes	Low
National	Yes	Yes	Yes	Low	National	Yes	Yes	Yes	High
National	No	No	Yes	-	National	Yes	Yes	Yes	Medium
National	Yes	Yes	Yes	Medium	National	Yes	Yes	Yes	Medium
Subnational	-	-	-	-	Subnational	-	-	-	-
National	Yes	Yes	Yes	High	National	Yes	Yes	Yes	Low
None	-	-	-	-	National	No	No	Yes	-
National	Yes	Yes	Yes	-	National	Yes	Yes	Yes	-
National	Yes	Yes	Yes	High	National	No	Yes	Yes	High
None	-	-	-	-	None	-	-	-	-
None	-	-	-	-	National	No	Yes	Yes	High
-	-	-	-	-	None	-	-	-	-
National	No	Yes	Yes	Medium	National	No	Yes	Yes	Medium
None	-	-	-	-	None	-	-	-	-
None	-	-	-	-	National	Yes	Yes	Yes	-

Country/area	School-based anti-bullying					Perceived reach ^a
	Implementation support					
	Level	Funds	Tools	Training		
Guatemala	National	No	Yes	Yes	Medium	
Guinea-Bissau	None	-	-	-	-	
Guyana	Subnational	-	-	-	-	
Honduras	National	Yes	Yes	No	Medium	
Indonesia	National	Yes	Yes	Yes	High	
Iran (Islamic Republic of)	-	-	-	-	-	
Iraq	National	Yes	Yes	Yes	Medium	
Israel	Subnational	-	-	-	-	
Jamaica	National	Yes	Yes	Yes	Medium	
Jordan	Subnational	-	-	-	-	
Kazakhstan	National	Yes	Yes	Yes	-	
Kenya	National	Yes	Yes	Yes	Medium	
Kiribati	Subnational	-	-	-	-	
Kuwait	Subnational	-	-	-	-	
Kyrgyzstan	National	No	Yes	Yes	Medium	
Latvia	National	Yes	Yes	Yes	Medium	
Lebanon	National	No	Yes	Yes	Medium	
Lesotho	National	No	Yes	Yes	Medium	
Libya	None	-	-	-	-	
Lithuania	National	Yes	Yes	Yes	High	
Luxembourg	National	No	No	Yes	High	
Madagascar	National	Yes	Yes	Yes	Medium	
Malawi	Subnational	-	-	-	-	
Malaysia	National	Yes	Yes	Yes	High	
Maldives	National	No	Yes	Yes	-	
Mali	National	Yes	Yes	Yes	Medium	
Malta	National	No	No	Yes	Medium	
Mauritania	Subnational	-	-	-	-	
Mauritius	None	-	-	-	-	
Mexico	National	Yes	Yes	Yes	Low	
Micronesia (Federated States of)	Subnational	-	-	-	-	
Mongolia	National	No	Yes	Yes	Medium	
Montenegro	National	Yes	Yes	Yes	Medium	
Morocco	National	Yes	Yes	Yes	-	
Mozambique	Subnational	-	-	-	-	
Namibia	National	No	Yes	Yes	Low	
Nepal	National	Yes	Yes	Yes	Medium	
New Zealand	National	No	Yes	Yes	-	
Niger	None	-	-	-	-	
Nigeria	National	Yes	Yes	Yes	High	
North Macedonia	National	Yes	Yes	Yes	High	
Norway	National	Yes	No	Yes	Medium	
Oman	National	Yes	Yes	Yes	High	
Pakistan	None	-	-	-	-	
Panama	National	Yes	Yes	Yes	High	
Papua New Guinea	None	-	-	-	-	
Paraguay	National	Yes	Yes	Yes	Medium	
Peru	National	Yes	Yes	Yes	Medium	
Philippines	National	No	No	No	Medium	
Poland	National	Yes	No	No	High	
Portugal	National	Yes	Yes	Yes	High	
Qatar	Subnational	-	-	-	-	

INSPIRE Education and life skills approaches									
School-based dating violence prevention					Reducing violence by school staff				
Implementation support				Perceived reach ^a	Implementation support				Perceived reach ^a
Level	Funds	Tools	Training		Level	Funds	Tools	Training	
National	Yes	Yes	No	Medium	National	No	Yes	Yes	Medium
None	-	-	-	-	-	-	-	-	-
None	-	-	-	-	National	No	Yes	Yes	Medium
National	No	No	Yes	Medium	National	No	Yes	No	Medium
None	-	-	-	-	National	Yes	Yes	Yes	High
None	-	-	-	-	National	Yes	Yes	Yes	Medium
National	Yes	Yes	Yes	Medium	National	Yes	Yes	Yes	Medium
Subnational	-	-	-	-	National	No	Yes	Yes	High
National	Yes	Yes	Yes	Medium	National	Yes	Yes	Yes	Medium
National	Yes	Yes	Yes	High	National	Yes	Yes	Yes	High
Subnational	-	-	-	-	National	Yes	Yes	Yes	High
None	-	-	-	-	National	No	Yes	Yes	Medium
Subnational	-	-	-	-	Subnational	-	-	-	-
None	-	-	-	-	Subnational	-	-	-	-
None	-	-	-	-	National	No	Yes	Yes	Medium
National	Yes	Yes	Yes	Medium	National	Yes	No	No	High
None	-	-	-	-	National	No	Yes	Yes	Medium
National	No	No	Yes	Medium	National	No	Yes	Yes	Medium
Subnational	-	-	-	-	Subnational	-	-	-	-
National	Yes	Yes	Yes	High	National	Yes	Yes	Yes	High
None	-	-	-	-	National	No	No	Yes	High
Subnational	-	-	-	-	Subnational	-	-	-	-
None	-	-	-	-	National	Yes	Yes	Yes	Medium
None	-	-	-	-	Subnational	-	-	-	-
-	-	-	-	-	-	-	-	-	-
National	Yes	Yes	Yes	Medium	National	Yes	Yes	Yes	Medium
None	-	-	-	-	-	-	-	-	-
Subnational	-	-	-	-	National	Yes	Yes	Yes	Medium
None	-	-	-	-	National	Yes	Yes	Yes	Low
National	No	Yes	Yes	Low	National	Yes	Yes	No	Low
Subnational	-	-	-	-	Subnational	-	-	-	-
Subnational	-	-	-	-	National	Yes	Yes	Yes	Medium
National	Yes	Yes	Yes	Medium	National	Yes	Yes	Yes	Low
-	-	-	-	-	National	Yes	Yes	Yes	-
Subnational	-	-	-	-	National	No	Yes	Yes	Medium
National	No	Yes	Yes	Medium	National	Yes	Yes	Yes	Medium
None	-	-	-	-	-	-	-	-	-
National	Yes	Yes	Yes	-	National	No	Yes	Yes	-
None	-	-	-	-	None	-	-	-	-
National	Yes	Yes	Yes	Medium	National	Yes	Yes	Yes	Medium
Subnational	-	-	-	-	National	Yes	Yes	Yes	High
None	-	-	-	-	None	-	-	-	-
None	-	-	-	-	National	Yes	Yes	Yes	Medium
None	-	-	-	-	None	-	-	-	-
National	No	Yes	Yes	Medium	National	No	Yes	No	High
None	-	-	-	-	National	No	No	Yes	High
National	Yes	Yes	Yes	Medium	National	Yes	Yes	Yes	Low
None	-	-	-	-	National	No	Yes	No	Medium
None	-	-	-	-	National	Yes	Yes	Yes	Medium
National	Yes	No	No	High	Subnational	-	-	-	-
National	Yes	Yes	Yes	High	National	Yes	Yes	Yes	High
None	-	-	-	-	Subnational	-	-	-	-

Country/area	School-based anti-bullying					Perceived reach ^a
	Implementation support					
	Level	Funds	Tools	Training		
Republic of Korea	National	Yes	No	Yes	High	
Republic of Moldova	National	No	Yes	Yes	High	
Romania	None	-	-	-	-	
Russian Federation	Subnational	-	-	-	-	
Saint Lucia	None	-	-	-	-	
Samoa	National	Yes	Yes	Yes	Medium	
San Marino	National	Yes	Yes	Yes	High	
Sao Tome and Principe	National	No	No	Yes	Medium	
Saudi Arabia	National	Yes	Yes	Yes	High	
Senegal	None	-	-	-	-	
Serbia	National	Yes	Yes	Yes	High	
Seychelles	Subnational	-	-	-	-	
Singapore	National	Yes	Yes	Yes	-	
Slovakia	National	No	Yes	Yes	High	
Slovenia	National	No	No	No	High	
Solomon Islands	National	No	No	No	Medium	
Somalia	Subnational	-	-	-	-	
South Africa	National	Yes	Yes	Yes	Medium	
South Sudan	National	No	No	Yes	Low	
Spain	National	Yes	Yes	Yes	High	
Sri Lanka	National	Yes	Yes	Yes	Medium	
Sudan	None	-	-	-	-	
Suriname	Subnational	-	-	-	-	
Sweden	National	No	Yes	No	High	
Switzerland	Subnational	-	-	-	-	
Syrian Arab Republic	National	Yes	Yes	Yes	Medium	
Tajikistan	None	-	-	-	-	
Thailand	National	No	Yes	Yes	High	
Timor-Leste	National	No	No	Yes	High	
Togo	None	-	-	-	-	
Trinidad and Tobago	National	Yes	Yes	Yes	High	
Tunisia	Subnational	-	-	-	-	
Turkey	National	No	No	No	-	
Tuvalu	None	-	-	-	-	
Uganda	Subnational	-	-	-	-	
Ukraine	National	No	Yes	Yes	Medium	
United Kingdom of Great Britain and Northern Ireland	National	Yes	Yes	No	Medium	
United Republic of Tanzania	National	No	Yes	Yes	High	
United States of America	National	Yes	Yes	Yes	Medium	
Uruguay	National	Yes	Yes	Yes	Medium	
Uzbekistan	Subnational	-	-	-	-	
Vanuatu	National	Yes	Yes	Yes	Medium	
Viet Nam	National	Yes	Yes	Yes	High	
West Bank and Gaza Strip	National	Yes	Yes	Yes	High	
Zambia	National	No	No	Yes	High	
Zimbabwe	National	Yes	Yes	Yes	Medium	

^a To assess how far the approaches are reaching all their intended beneficiaries, government respondents were asked to provide their best estimate of the extent to which approaches receiving national-level support were reaching all, or nearly all, who need them. This was done using a rating scale ranging from 1 where an approach was considered to reach very few who need it, to 10 for an approach considered to be reaching almost all who need it. The median of the respondents' scores was calculated and assessed according to three levels of reach: low reach (to very few in need) for ratings up to 3.3; medium reach (to some in need) for ratings from 3.4 to 6.7, and high reach (to all or nearly all) for ratings from 6.8 to 10

INSPIRE Education and life skills approaches									
School-based dating violence prevention					Reducing violence by school staff				
Implementation support				Perceived reach ^a	Implementation support				Perceived reach ^a
Level	Funds	Tools	Training		Level	Funds	Tools	Training	
National	Yes	Yes	Yes	High	National	Yes	Yes	Yes	High
None	-	-	-	-	National	No	Yes	No	High
None	-	-	-	-	None	-	-	-	-
Subnational	-	-	-	-	National	Yes	Yes	Yes	Medium
None	-	-	-	-	None	-	-	-	-
None	-	-	-	-	National	Yes	Yes	Yes	High
National	Yes	Yes	Yes	High	National	Yes	Yes	Yes	High
None	-	-	-	-	None	-	-	-	-
None	-	-	-	-	National	Yes	Yes	Yes	High
None	-	-	-	-	National	Yes	Yes	Yes	Medium
None	-	-	-	-	National	Yes	Yes	Yes	Medium
None	-	-	-	-	None	-	-	-	-
National	Yes	Yes	Yes	-	National	Yes	Yes	Yes	-
National	No	No	Yes	Medium	None	-	-	-	-
Subnational	-	-	-	-	National	No	Yes	Yes	High
-	-	-	-	-	None	-	-	-	-
None	-	-	-	-	None	-	-	-	-
National	Yes	Yes	Yes	Medium	National	No	Yes	Yes	Medium
National	No	No	Yes	Medium	National	No	No	Yes	Low
National	Yes	Yes	Yes	High	National	Yes	Yes	Yes	-
National	Yes	Yes	Yes	Medium	National	Yes	Yes	Yes	Medium
None	-	-	-	-	National	Yes	Yes	Yes	Medium
Subnational	-	-	-	-	Subnational	-	-	-	-
National	No	No	No	Medium	National	No	Yes	No	High
Subnational	-	-	-	-	Subnational	-	-	-	-
None	-	-	-	-	National	No	Yes	Yes	High
None	-	-	-	-	Subnational	-	-	-	-
Subnational	-	-	-	-	National	No	Yes	Yes	Medium
National	No	No	Yes	High	National	No	No	Yes	High
None	-	-	-	-	None	-	-	-	-
Subnational	-	-	-	-	National	Yes	Yes	Yes	Medium
None	-	-	-	-	National	Yes	No	Yes	Medium
-	-	-	-	-	National	No	No	No	-
None	-	-	-	-	None	-	-	-	-
Subnational	-	-	-	-	National	No	Yes	Yes	Medium
None	-	-	-	-	National	No	Yes	Yes	Medium
National	Yes	Yes	No	Medium	National	No	Yes	No	High
National	No	Yes	Yes	High	National	No	Yes	Yes	High
National	Yes	Yes	Yes	Low	Subnational	-	-	-	-
None	-	-	-	-	National	Yes	Yes	Yes	High
None	-	-	-	-	None	-	-	-	-
National	Yes	Yes	Yes	Medium	National	Yes	Yes	Yes	Medium
National	Yes	Yes	No	High	None	-	-	-	-
Subnational	-	-	-	-	National	Yes	No	Yes	Medium
National	No	No	Yes	High	National	No	Yes	Yes	Medium
National	Yes	Yes	Yes	Medium	National	Yes	Yes	Yes	Medium

Annex 3

Overview of INSPIRE strategies, approaches and cross-cutting activities¹

The INSPIRE package includes seven strategies that together provide a framework for ending violence against children. In the full package, each strategy is presented with its objective, rationale, potential effects, specific approaches to implement the strategy, and evidence of effectiveness. Additionally, INSPIRE includes two crosscutting activities that together help connect, strengthen and assess progress towards the seven strategies.

- Reductions in sexual exploitation of children including trafficking, pornography and prostitution
- Reductions in excessive alcohol consumption and binge drinking
- Reductions in firearm-related deaths and non-fatal injuries
- Increases in positive gender and social norms

Implementation and enforcement of laws

The aim of this strategy is to **ensure the implementation and enforcement of laws to prevent violent behaviours, reduce excessive alcohol use, and limit youth access to firearms and other weapons.** Laws prohibiting violent behaviours like sexual abuse or violent punishment of children signal that society does not consider these behaviours acceptable. Such laws provide a way to hold perpetrators accountable for their actions. Laws and policies can also reduce key risk factors for violence against children.

Examples of expected outcomes:

- Reductions in physical violence towards children by parents, caregivers and authority figures
- Reductions in sexual abuse of children, including forced or pressured sex, unwanted attempted sex, and unwanted sexual touching



Norms and values

Social and cultural norms can create a climate in which violence is encouraged or normalized. This strategy aims to **strengthen norms and values that support non-violent, respectful, nurturing, positive and gender-equitable relationships for all children and adolescents.** Achieving this often requires modifying deeply ingrained social and cultural norms and behaviours – in particular, the idea that some forms of violence are not only normal, but sometimes justifiable. It involves approaches like community mobilization programmes, bystander interventions, and small group programmes that challenge harmful gender and social norms.

Examples of expected outcomes:

- Reduced acceptance of violence against women and children
- Reductions in early and forced marriage of young girls
- More favourable beliefs towards gender equity and gender-equitable division of labour

¹ This summary is reproduced from the original INSPIRE executive summary. INSPIRE: Seven strategies for ending violence against children: executive summary. World Health Organization; 2016. <https://apps.who.int/iris/handle/10665/246212> [accessed 9 January 2020].

- More favourable attitudes to non-violent approaches to parental discipline
- Greater recognition of what constitutes abusive behaviour towards intimate partners and children
- Increased bystander intervention to prevent violence against intimate partners and children
- Reductions in physical or sexual violence by an intimate partner or parent



Safe environments

This strategy aims to **create and sustain safe streets and other environments where children and youth gather and spend time**. It focuses on modifying communities' social and physical environment (rather than the individuals within it) to foster positive – and deter harmful – behaviours. It involves approaches like problem-oriented policing directed towards “hotspots” for violence, interrupting violent conflicts by stopping retaliatory violence, and changing the built environment.

Examples of expected outcomes:

- Reductions in assault-related injuries and other violence
- Increased safety when moving around the community
- Positive changes in community norms and cohesion



Parent and caregiver support

This strategy aims to **reduce harsh parenting practices and create positive parent-child relationships** by helping parents and caregivers understand the importance of positive, non-violent discipline and of close, effective communication. Parent and caregiver support can be provided through parent training programmes delivered through home visiting or in groups. In these approaches, parents are educated about their children's development and trained to adopt positive parenting practices such as

non-violent discipline, and effective parent-child communication on sensitive topics.

Examples of expected outcomes:

- Reductions in proven child maltreatment cases and in referrals to child protection services
- Reductions in abusive, negative or harsh parenting, especially in relation to discipline
- Reductions in bullying and being bullied
- Reductions in physical, emotional or sexual violence victimization by partners or peers
- Reductions in aggression and delinquency during adolescence
- Increases in positive parent-child interactions
- Increases in parental monitoring of child and youth safety
- Improvements in children's social, emotional, and behavioural development



Income and economic strengthening

This strategy aims to **improve families' economic security and stability, thereby reducing intimate partner violence and child maltreatment**. It involves approaches like making cash transfers to families in combination with parent training and/or on condition that they ensure their children attend school; or providing microfinance in combination with education for men and women on gender norms, domestic violence and sexuality.

Examples of expected outcomes:

- Reductions in physical violence towards children by parents or other caregivers
- Reductions in intimate partner violence
- Reductions in early and forced marriage of young girls
- Reductions in children witnessing intimate partner violence in the home

- Increases in social norms and attitudes that disapprove of intimate partner violence



Response and support services

This strategy aims to improve access to **good-quality health, social welfare and criminal justice support services for all children who need them – including for reporting violence – to reduce the long-term impact of violence.**

Children who have experienced violence need access to a variety of health and support services to help them heal. These services can also help break the cycle of violence in children's lives and help them better cope and recover. Basic health services, such as emergency medical care for violence-related injuries, and clinical care for victims of sexual violence (including post-exposure prophylaxis against HIV in cases of rape when indicated), are the main priority. Where these basic health services are in place and are child-focused, mechanisms for children to seek help, protection, support and care – and to report violent incidents – can be put in place. These can include counselling and therapeutic approaches, screening combined with interventions, treatment programmes for juvenile offenders in the criminal justice system, and foster care interventions involving social welfare services.

- Examples of expected outcomes:
- Reductions in recurrence of the same type of violence in the short term
- Reductions in trauma symptoms (e.g., post-traumatic stress disorder, depression, anxiety)
- Reductions in sexually transmitted infections and negative reproductive health outcomes
- Reductions in victimization or perpetration of violence in the short term and later in life



Education and life skills

This strategy aims to increase children's access to more **effective, gender-equitable education, social-emotional learning and life-skills training, and ensure that school environments are safe and enabling.** Gains in education for both girls and boys protect against both victimization and perpetration of violence. This strategy involves approaches such as increasing enrolment in pre-school, primary and secondary schools, establishing a safe and enabling school environment, improving children's knowledge about sexual abuse and how to protect themselves against it, adolescent intimate partner violence prevention programmes, and life and social skills training programmes. Programmes that strengthen children's social and emotional learning enhance their communication and relationship skills and help them learn to solve problems, deal with emotions, empathize and safely manage conflict – life skills that can prevent violence.

Examples of expected outcomes:

- Reductions in aggressive and violent behaviours
- Reductions in bullying behaviours
- Reductions in physical and sexual intimate partner violence victimization and perpetration
- Increases in awareness of, and improved attitudes about, intimate partner violence
- Reductions in drug use and excessive alcohol use
- Increases in school attendance and academic success
- Improvements in social, emotional, and behavioural development

Crosscutting activity 1: Multisectoral actions and coordination

Successful delivery of INSPIRE's evidence-based prevention programmes and services depends on collaboration between multiple sectors and stakeholders – public, private, and civil society – at national and local levels. These may include sectors responsible for education, health, justice, finance and social welfare; and civil society organizations, such as professional associations, faith-based organizations, academic institutions, foundations, and other NGOs.

Crosscutting activity 2: Monitoring and evaluation

Monitoring systems can be used to provide data on the magnitude and circumstances of violence against children, track the implementation of planned activities, assess their impact, and address gaps. For these purposes, data on violence against children from national population-based surveys and facility-based administrative systems (such as hospitals, police records, and social services) are essential. Evaluations provide policy-makers and public health officials with critical information on whether programmes and policies designed to prevent or respond to violence against children are having their intended impact.



For more information, contact:

World Health Organization
Department of Social Determinants of Health
20, avenue Appia
1211 Geneva 27
Switzerland

Email: violenceprevention@who.int
www.who.int/global-status-report-on-violence-against-children-2020

